


**Board Investment Report FY 2025
Cash Equivalents and Investments
Fourth Quarter Fiscal Year 2025 Activity
For June 1, 2025 through August 31, 2025**

	<u>Fair Value</u>	<u>Book Value</u>
Beginning Value - June 1, 2025	\$ 38,501,945	\$ 38,501,945
Additions/Subtractions (Net)	(2,362,052)	(2,362,052)
Change in Fair Value	-	-
Ending Value - August 31, 2025	<u>\$ 36,139,893</u>	<u>\$ 36,139,893</u>


Earnings for the Fourth Quarter	396,485
Weighted Average Maturity at Ending Period Date (Days)	1
Weighted Average Earnings Rate for the Fourth Quarter	4.29%
Benchmark - Quarterly Average of the 4 Week Treasury Yield	4.21%

The above reported investments have been recorded in compliance with generally accepted accounting principles. In the opinion of the investment officers of the College, both this report and the investment portfolio of the College are in compliance with the requirements of the Public Funds Investment Act of the State of Texas and the Investment Policy of the Board of Regents of Galveston Community College District.


For information regarding Galveston College's investment portfolio, please contact Jeff Engbrock at (409) 944-1215.



W. Myles Shelton, Ed.D.
Investment Officer



Dr. Van Patterson
Investment Officer



Jeff Engbrock
Investment Officer

Board Investment Report FY 2025
Cash Equivalents and Investments
Fourth Quarter Fiscal Year 2025 Activity
For June 1, 2025 through August 31, 2025

Description of Security	Account No. / CUSIP No.	Average Interest Rate	Maturity Date	Beginning Book Value	Ending Book Value	Beginning Fair Value	Additions	Withdrawals	Ending Fair Value	% of Total Portfolio	Weighted Avg. Earnings Rate	Accrued Interest	Days to Maturity	Weighted Avg. Maturity-Days
OPERATING														
Lone Star Investment Pool - Corp	84502	4.435%	Demand	147,183	148,828	147,183	1,645	-	148,828	0.41%	0.02%	-	1	0.00
Lone Star Investment Pool - Gov	84502	4.614%	Demand	13,235,473	10,334,868	13,235,473	1,199,395	(4,100,000)	10,334,868	28.60%	1.32%	-	1	0.29
Logic	151720001	4.425%	Demand	7,345,150	7,427,000	7,345,150	81,850	-	7,427,000	20.55%	0.91%	-	1	0.21
Texpool	000020101	4.325%	Demand	6,538,924	6,610,132	6,538,924	71,208	-	6,610,132	18.29%	0.79%	-	1	0.18
Texas Term Pool	1216-00	4.312%	Demand	5,860,037	5,923,659	5,860,037	63,622	-	5,923,659	16.39%	0.71%	-	1	0.16
MNB Repurchase Account	3128X1P24	0.100%	Open	805,675	1,137,091	805,675	331,416	-	1,137,091	3.15%	0.00%	-	1	0.03
Vanguard Mutual Fund	09914660032	4.237%	Demand	786,774	795,168	786,774	8,394	-	795,168	2.20%	0.09%	-	1	0.02
TOTAL OPERATING				34,719,217	32,376,746	34,719,217	1,757,529	(4,100,000)	32,376,746	89.59%	3.84%	-		0.90
RESTRICTED														
Lone Star Invest - 2022 Bond Proceeds	84502	4.363%	Demand	1,652,906	1,610,119	1,652,906	17,682	(60,470)	1,610,119	4.46%	0.19%	-	1	0.04
Lone Star Invest - 2022 Bond Reserve	84502	4.327%	Demand	2,129,821	2,153,028	2,129,821	23,207	-	2,153,028	5.96%	0.26%	-	1	0.06
TOTAL RESTRICTED				3,782,728	3,763,147	3,782,728	40,889	(60,470)	3,763,147	10.41%	0.45%	-		0.10
GRAND TOTAL				38,501,945	36,139,893	38,501,945	1,798,418	(4,160,470)	36,139,893	100%	4.29%	-		1.00

The above reported investments have been recorded in compliance with generally accepted accounting principles. In the opinion of the investment officers of the College, both this report and the investment portfolio of the College are in compliance with the requirements of the Public Funds Investment Act of the State of Texas and the Investment Policy of the Board of Regents of Galveston Community College District.

For information regarding Galveston College's investment portfolio, please contact Jeff Engbrock at (409) 944-1215.

W. Myles Shelton, Ed.D.
Investment Officer

Van Patterson, Ed.D.
Investment Officer

Jeff Engbrock
Investment Officer

Board Investment Report FY 2025
Interest Earned - Fourth Quarter of FY 2025
For June 1, 2025 through August 31, 2025

<u>Investments</u>	<u>Aug</u>	<u>4th Quarter</u>	<u>Fiscal YTD</u>
Operating			
MNB Money Market Account	119	379	1,823
Lonestar Corp	556	1,644	6,717
Lonestar Gov	41,540	128,490	543,743
LOGIC	27,616	81,850	334,036
Texpool	24,082	71,208	290,351
Texas Term	21,475	63,622	260,066
Vanguard	2,852	8,394	34,291
Total Investment Operating Interest	118,240	355,586	1,471,027
Restricted			
Lonestar - 2022 Bond Reserve	5,939	23,207	81,064
Lonestar - 2022 Bond Proceeds	7,852	17,682	94,272
Total Investment Restricted Interest	13,791	40,889	175,335
Demand Deposit			
Moody National Bank	3	10	39
Total Demand Deposit Interest	3	10	39
GRAND TOTAL INTEREST EARNED	132,035	396,485	1,646,401