

**NUECES COUNTY HOSPITAL DISTRICT
 QUARTERLY INVESTMENT REPORT
 April 1, 2022 - June 30, 2022**

Summary Holdings Statistics:

Portfolio/Fund Group	Prior			Current								
	Book Value	Market Value	WAM	WAM	Book Value	Market Value	Accrued Interest	Investment Income	% of Portfolio	WAY	WAM	
<u>Unrestricted Funds</u>												
General Fund	58,250,419	58,250,419	0.154%	1	57,488,770	57,488,770	0	89,117	43.67%	0.991%	1	
Indigent Care Fund	56,489,398	55,396,771	0.411%	435	56,531,829	55,203,532	97,164	92,734	42.94%	0.839%	415	
Tobacco Fund	837	837	0.154%	1	743	743	0	415	0.00%	1.001%	1	
Trust Fund	95,765	95,765	0.140%	1	94,734	94,734	77	133	0.07%	1.310%	1	
<u>Restricted Funds</u>												
General Fund - LPPF	44,619,537	44,619,537	0.170%	1	17,532,304	17,532,304	0	1,373	13.32%	0.280%	1	
Total	159,455,957	158,363,329	0.249%	155	131,648,380	130,320,083	97,241	183,772	100.00%	0.831%	179	
Change in Market Value		(28,043,247)	¹									
Quarter Average Yield - NCHD			0.577%									
Quarter Average Yield - 6 Mth T-Bill			1.650%									

This report reflects Nueces County Hospital District's investment policy and strategies in accordance with the Public Funds Investment Act.

INVESTMENT OFFICERS:


 JONNY F. HIPPI, ADMINISTRATOR


 BELINDA CHISM, ASSISTANT ADMINISTRATOR


 DONNA LITTLEFIELD, DIRECTOR OF ACCOUNTING & FINANCE

Notes

1. Change in Market Value is required data, but will primarily reflect the receipt and expenditure of the District's funds from quarter to quarter.

Nueces County Hospital District
Investment Transaction Activity
April 1, 2022 - June 30, 2022

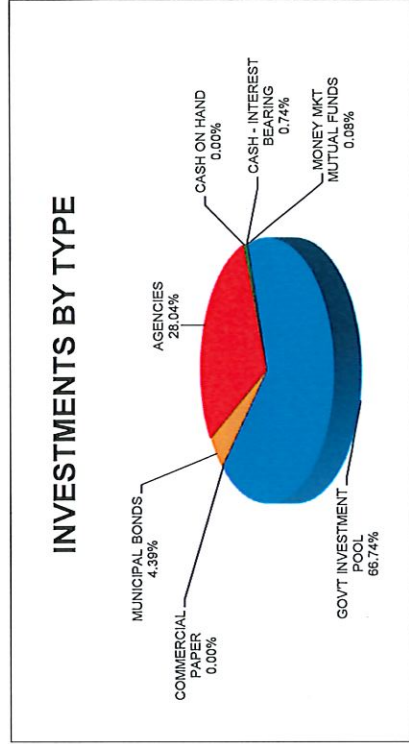
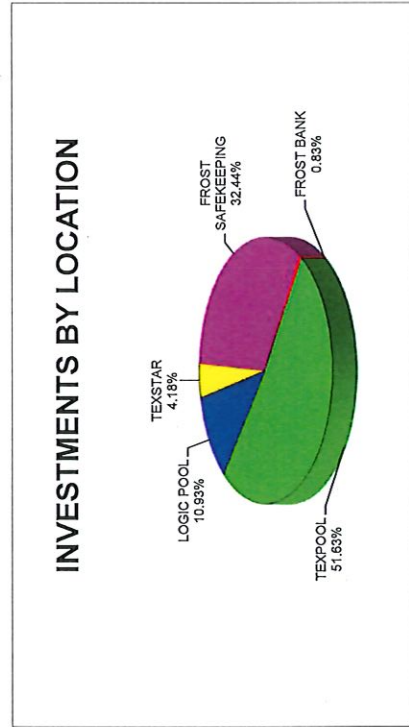
Settle Date	Maturity	Call Date	Type	CUSIP	Coupon	Price	Par	Principal	Acc'd Interest	Total Settlement	Yield to Mat/Call	Broker	
05/19/2022	05/19/2025	08/19/2022	FHLB Qrtly Call	3130ARVV0	3.500%	100.0000	2,000,000.00	2,000,000.00	0.00	2,000,000.00	3.500%	Stifel Nicolaus	
Total Purchases:							2,000,000.00	2,000,000.00	0.00	2,000,000.00			
Total Maturities/Calls:							0.00	0.00	0.00	0.00	0.00		

Maturities/Calls

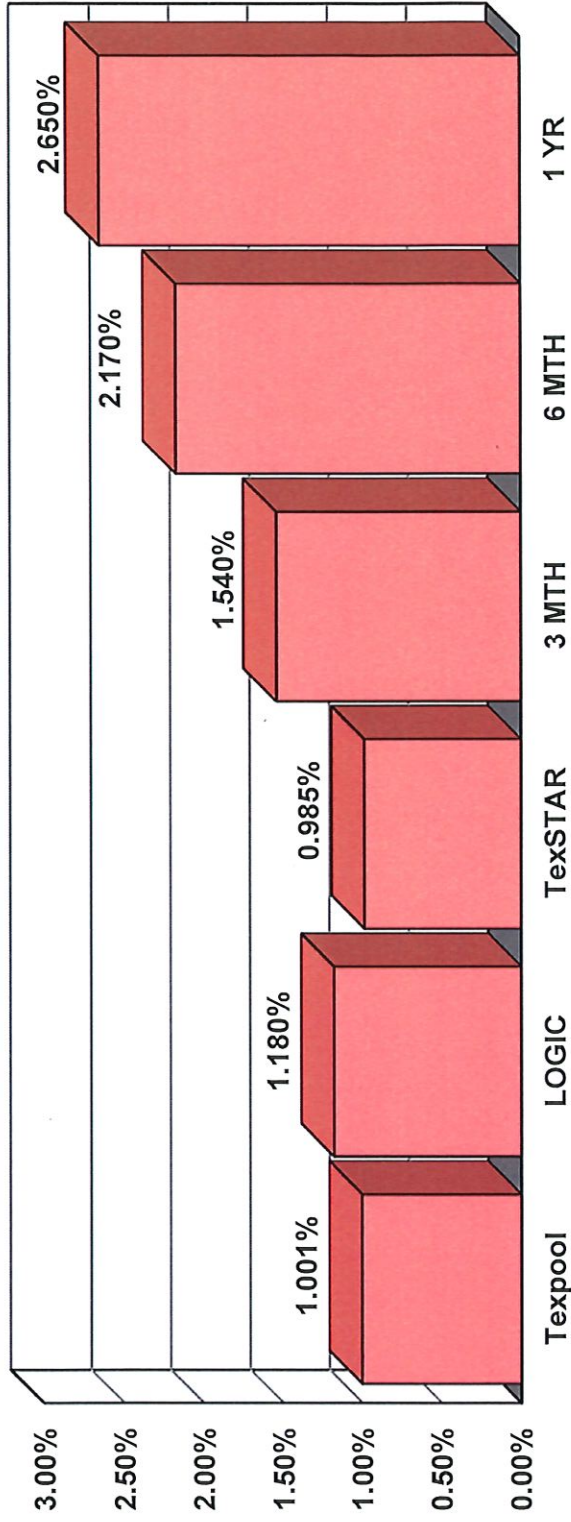
NUECES COUNTY HOSPITAL DISTRICT
 INVESTMENTS SUMMARY BY MARKET SECTOR
 UNRESTRICTED FUNDS
 FY 2022 3RD QUARTER (APRIL 1 - JUNE 30, 2022)

	FROST BANK	TEXPOOL	LOGIC	TEXSTAR	FROST SAFEKEEPING	TOTAL	PERCENT BY TYPE OF INVESTMENT
CASH ON HAND	\$150	\$0	\$0	\$0	\$0	\$150	0.00%
CASH - INTEREST BEARING	\$850,028	\$0	\$0	\$0	\$0	\$850,028	0.74%
MONEY MKT MUTUAL FUNDS	\$94,734	\$0	\$0	\$0	\$0	\$94,734	0.08%
GOVT INVESTMENT POOLS	\$0	\$58,914,879	\$12,470,556	\$4,771,204	\$0	\$76,156,639	66.74%
COMMERCIAL PAPER	\$0	\$0	\$0	\$0	\$0	\$0	0.00%
MUNICIPAL BONDS	\$0	\$0	\$0	\$0	\$5,014,919	\$5,014,919	4.39%
TREASURY NOTES AND BONDS	\$0	\$0	\$0	\$0	\$0	\$0	0.00%
AGENCIES	\$0	\$0	\$0	\$0	\$31,999,606	\$31,999,606	28.04%
TOTAL INVESTMENTS	\$944,912	\$58,914,879	\$12,470,556	\$4,771,204	\$37,014,525	\$114,116,075	100.00%

PERCENT BY HOLDER OF INVESTMENTS	51.63%	10.93%	4.18%	32.44%	100.00%
----------------------------------	--------	--------	-------	--------	---------




NUECES COUNTY HOSPITAL DISTRICT POOL RATES V. TREASURIES JUNE 30, 2022



**NUECES COUNTY HOSPITAL DISTRICT
 INVESTMENT SUMMARY BY LIQUIDITY
 UNRESTRICTED FUNDS
 FY 2022 3RD QUARTER (APRIL 1 - JUNE 30, 2022)**

<u>INVESTMENT-YRS TO MATURITY</u>	<u>AMOUNT</u>	
CASH & CASH EQUIVALENTS	\$77,101,551	67.6%
MATURES IN 0-6 MONTHS	\$1,000,000	0.9%
MATURES IN 6-12 MONTHS	\$1,655,972	1.5%
MATURES IN 12-18 MONTHS	\$11,999,606	10.5%
MATURES IN 18-24 MONTHS	\$6,048,947	5.3%
MATURES IN 24-30 MONTHS	\$12,310,000	10.8%
MATURES IN 30-36 MONTHS	\$4,000,000	3.5%
TOTAL	\$114,116,075	100.0%



**NUECES COUNTY HOSPITAL DISTRICT
QUARTERLY BENCHMARK COMPARISON
JUNE 30, 2022**

