

Lifetrack Initial (18 month) Survey Summary DISD As of 7/13/2009

GRADUATES MAILED TO:	809
MAIL RETURNED UNDELIVERABLE:	28
GRADUATES RECEIVING SURVEY:	781
% RECEIVING SURVEY:	96.5%
NUMBER OF GRADUATE RESPONSES:	152
NUMBER OF PARENT RESPONSES:	131
TOTAL RESPONSES TO SURVEY:	283
% RESPONDING TO SURVEY:	36.2%

DISD Exit and Initial (18 month) Graduate Surveys Compared Class of 2007

<div> <div>Question</div> <div>DISD 18 month Grads= 809 n283=35%</div> </div>	
Gender (M/F)	48.4/51.2%
Plan/Status - work full time	18.70%
work part time	27.20%
military	6.40%
4 year college	37.50%
2 year college	20.90%
voc/tech	2.50%
no response	19.80%
1)Offered Quality Education	93.00%
2)High Teacher Standards	92.00%
3)Guidance/Counseling Opps	75.00%
4)High Academic Standard	87.00%
5)Co-Curricular Activities	80.00%
6)Prep / Math*	74.00%
7)Prep / English*	89.00%
8)Prep / Science*	74.00%
9)Prep / Social Studies*	84.00%
10)Prep / Technology*	79.00%
11)Prep / Work Force*	71.00%
12)Prep / Continue Education*	84.00%
13)Safe Learning Environment*	88.00%
14)Drug Free Environment*	71.00%
* #=Above Average %	

LIFE TRACK
INITIAL (18 Months) GRADUATE SURVEY
CLASS OF 2007
Table of Contents

Question 1: Do you feel you were offered a quality education at your high school?

Question 2: Did your teachers generally hold high standards and demand quality work?

Question 3: Did your counselors offer guidance and counseling opportunities to assist you with planning for college and/or career?

Question 4: Were the academic standards high enough at your high school?

Question 5: Was your participation in co-curricular activities an important part of your high school experience?

Please rate the following: (A=Excellent, B=Good, C=Average, D=Below Average, F=Needs Improvement)

Question 6: Your preparation in math.

Question 7: Your preparation in English.

Question 8: Your preparation in science.

Question 9: Your preparation in social studies.

Question 10: Your preparation in technology.

Question 11: How well did high school prepare you to enter the work force?

Question 12: How well did high school prepare you to continue your education?

Question 13: How would you rate the school in providing a safe learning environment?

Question 14: How well did school provide a drug free environment?

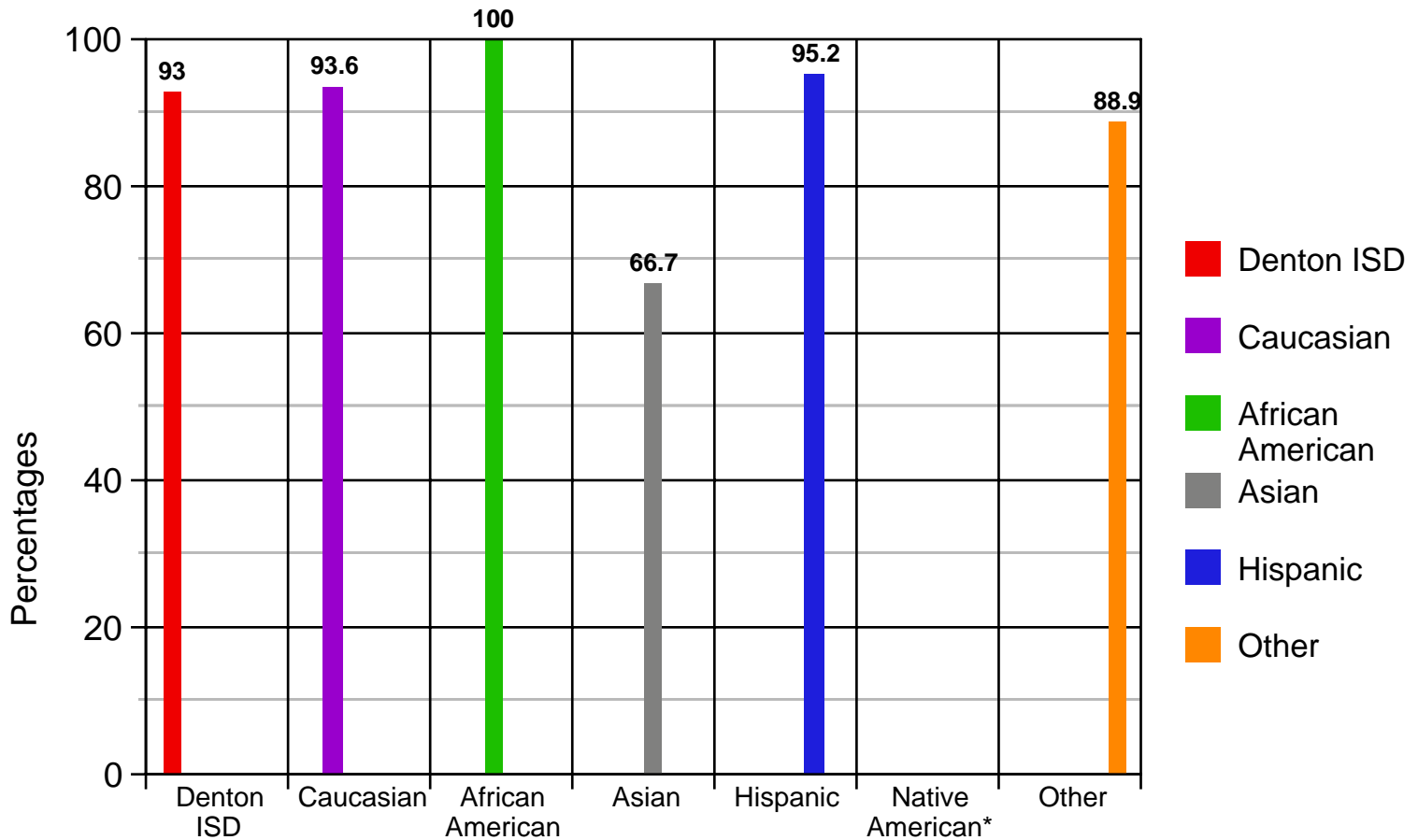
Initial (18 Month) Graduate Survey
DISD Class of 2007-Ethnic Responses

Question	DISD Grads=809 Resp=283	White Resp=144	African American Resp=9	Asian Resp=3	Hispanic Resp=42	Native American Resp=0	Other Resp=9
Gender (M/F)	48.4%/51.2%						
work full time	18.70%						
work part time	27.20%						
military	6.40%						
4 year college	37.50%						
2 year college	20.90%						
voc/tech	2.50%						
no response	19.80%						
1) Offered Quality Education	93.00%	93.60%	100.00%	66.70%	95.20%	0.00%	88.90%
2) High Teacher Standards	92.00%	91.40%	100.00%	100.00%	97.60%	0.00%	89.00%
3) Guidance/Counseling Opps	75.00%	73.00%	100.00%	66.70%	84.20%	0.00%	88.90%
4)High Academic Standards	87.00%	85.30%	77.80%	100.00%	88.10%	0.00%	100.00%
5)Co-Curricular Activities	80.00%	83.90%	88.90%	100.00%	73.80%	0.00%	66.70%
6)Prep / Math*	74.00%	71.00%	77.80%	100.00%	80.90%	0.00%	66.70%
7)Prep / English*	89.00%	86.00%	88.90%	100.00%	95.20%	0.00%	66.70%
8)Prep / Science*	74.00%	76.40%	88.90%	33.30%	68.30%	0.00%	66.70%
9)Prep / Social Studies*	84.00%	85.90%	88.90%	66.70%	85.40%	0.00%	75.00%
10)Prep / Technology*	79.00%	79.20%	100.00%	66.70%	77.50%	0.00%	88.90%
11)Prep / Work Force	71.00%	67.40%	87.50%	66.70%	82.50%	0.00%	50.00%
12)Prep / Continue Education	84.00%	83.50%	88.90%	66.70%	92.30%	0.00%	88.90%
13)Safe Learning Environm	88.00%	88.20%	88.90%	66.70%	90.50%	0.00%	88.90%
14)Drug Free Environment	71.00%	67.10%	77.80%	100.00%	87.80%	0.00%	44.40%

* #=Above Average %

Initial (18Month) Graduate Survey - DISD Class of 2007

Ethnic Responses

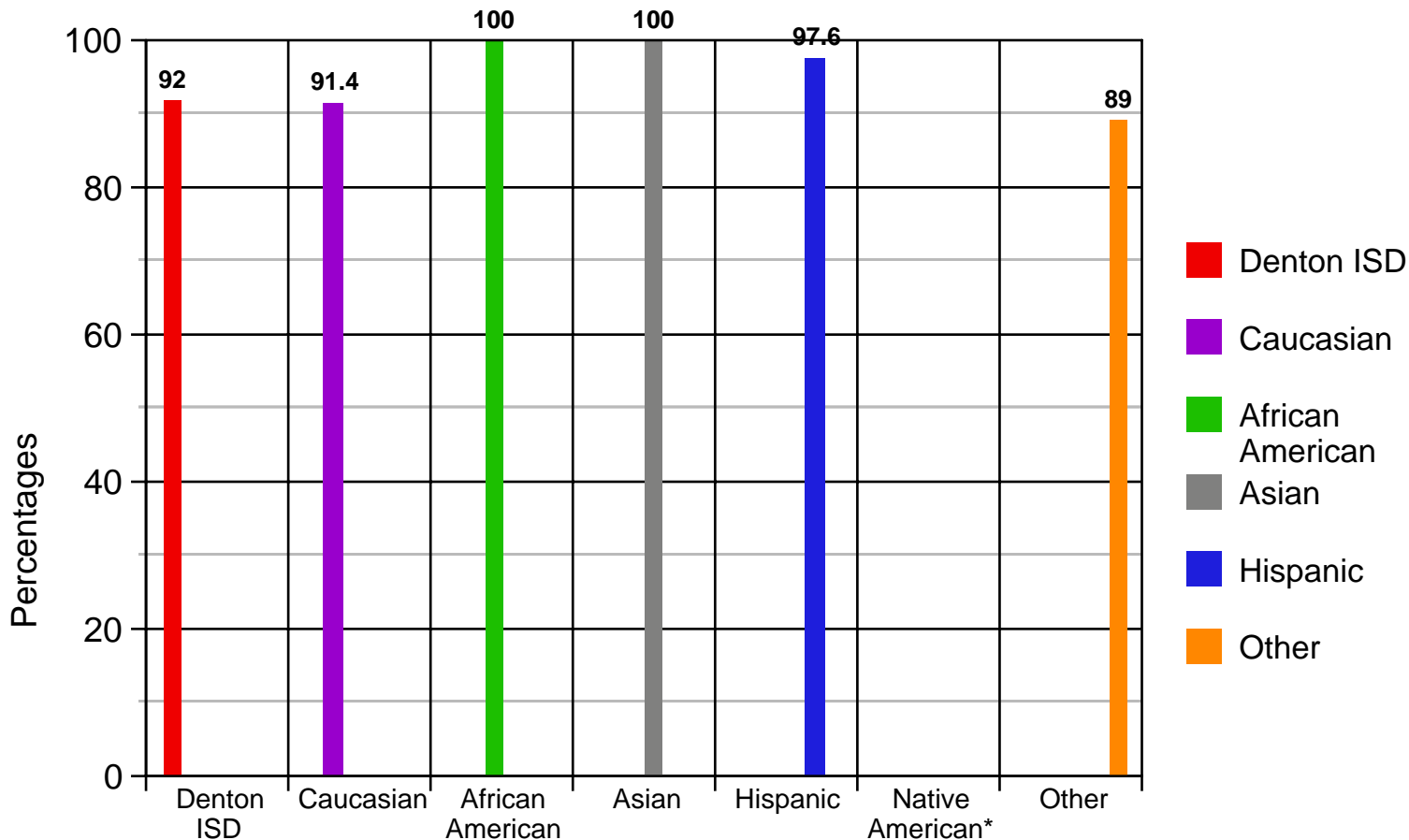


Question 1. Do you feel you were offered a quality education at your high school?

*No respondents identified in this category.

Initial (18Month) Graduate Survey - DISD Class of 2007

Ethnic Responses

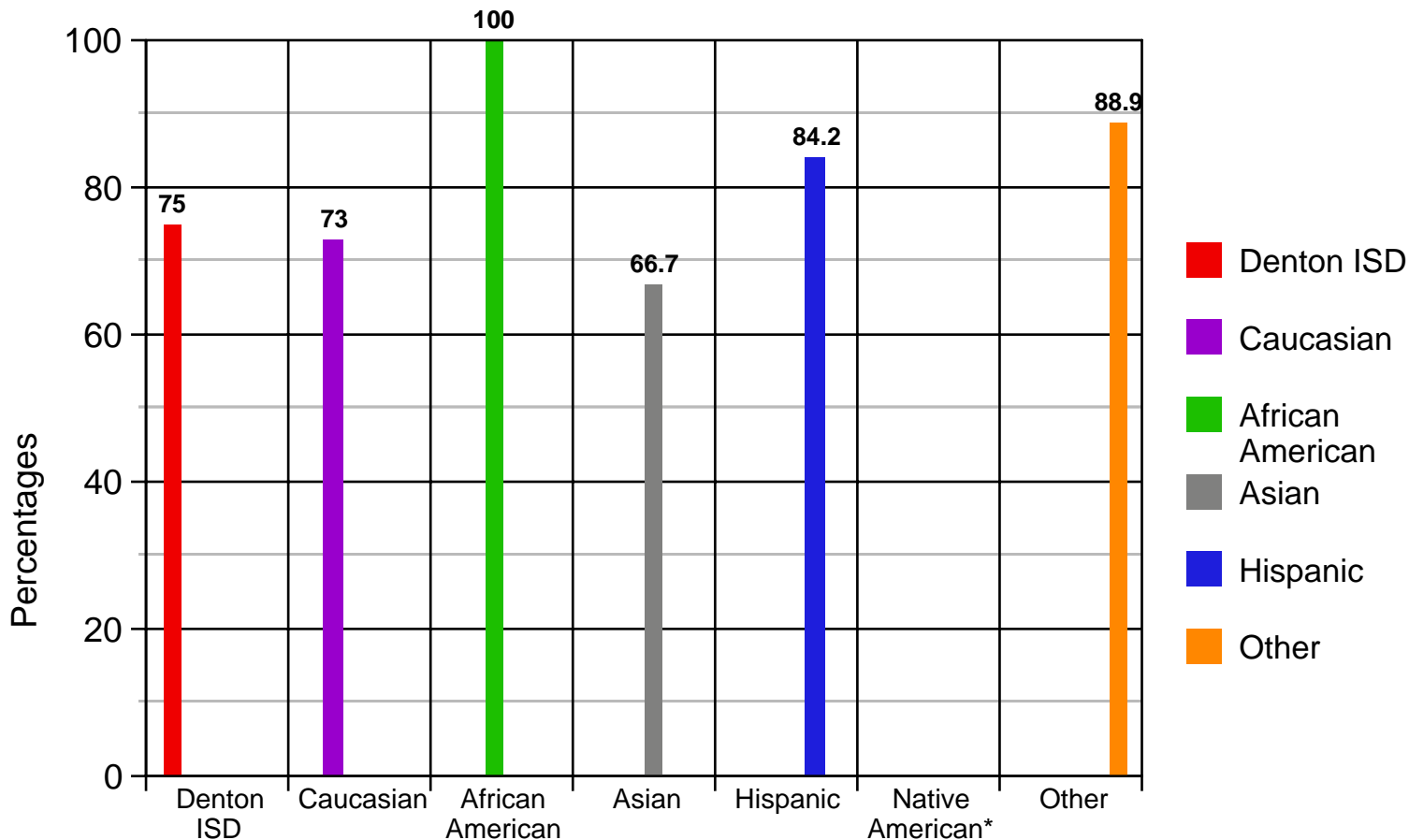


Question 2. Did your teachers generally hold high standards and demand quality work?

*No respondents identified in this category.

Initial (18Month) Graduate Survey - DISD Class of 2007

Ethnic Responses

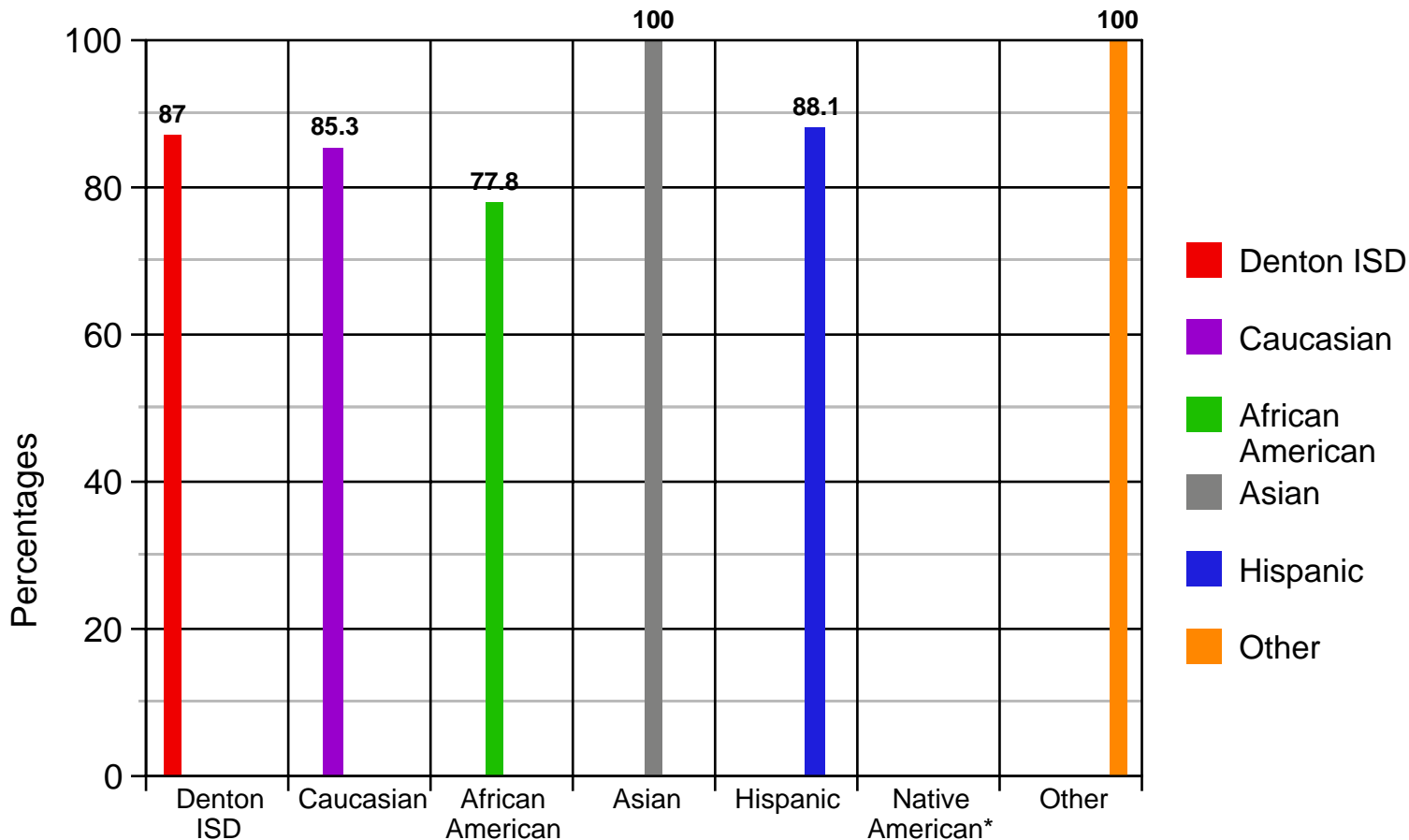


Question 3. Did your counselors offer guidance and counseling opportunities to assist you with planning for college and/or career?

*No respondents identified in this category.

Initial (18Month) Graduate Survey - DISD Class of 2007

Ethnic Responses

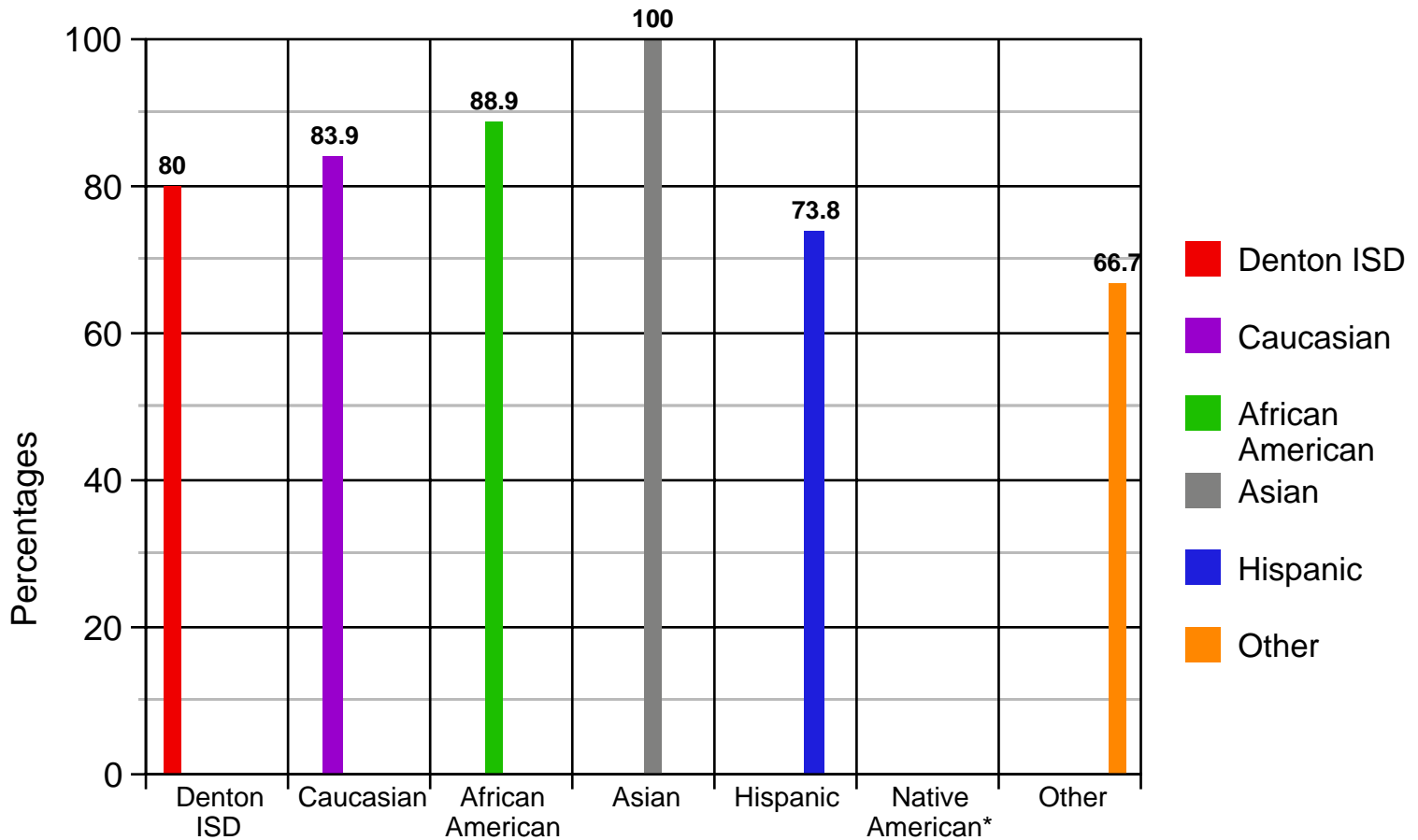


Question 4. Were the academic standards high enough at your high school?

*No respondents identified in this category.

Initial (18Month) Graduate Survey - DISD Class of 2007

Ethnic Responses

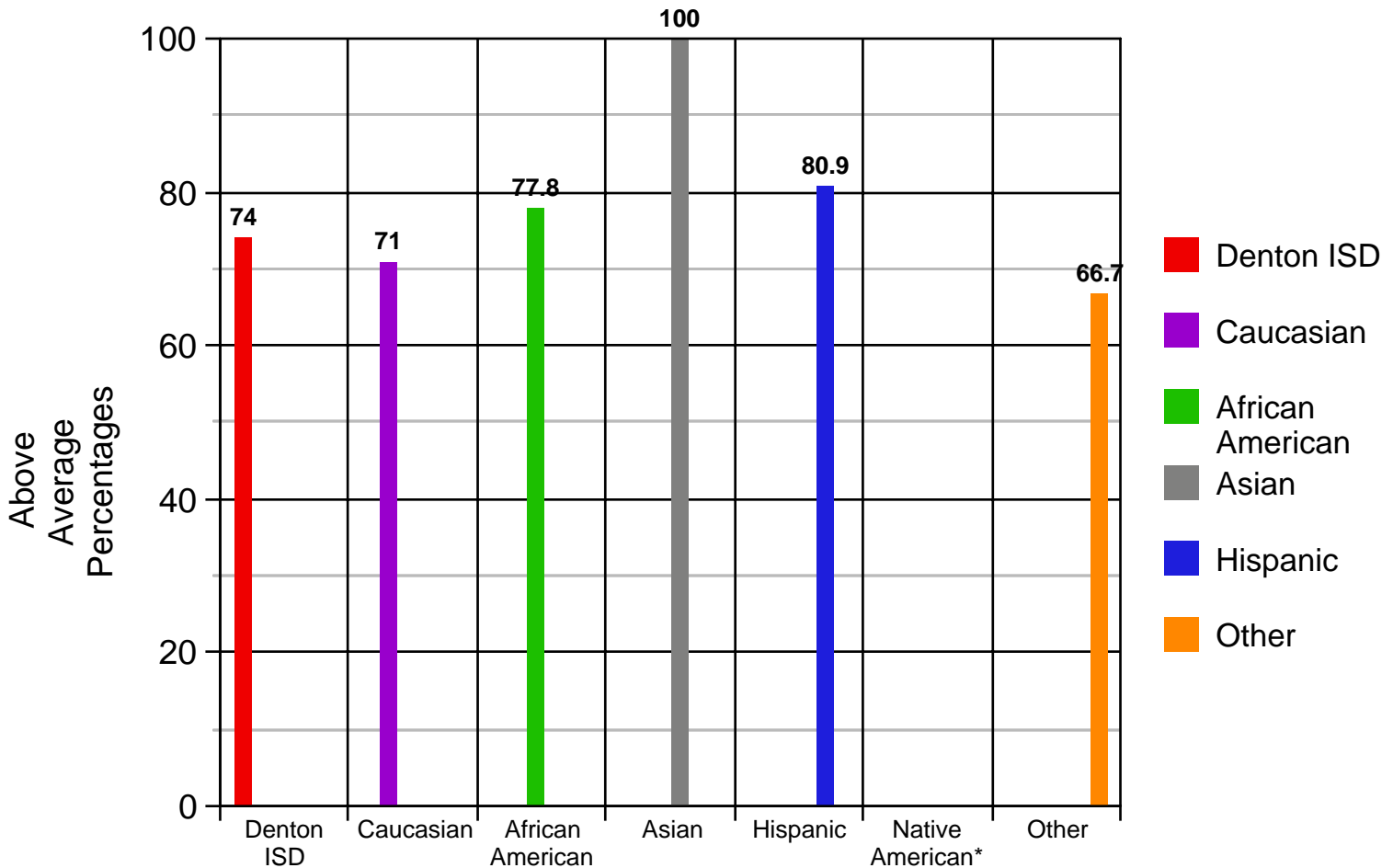


Question 5. Was your participation in co-curricular activities an important part of your high school experience?

*No respondents identified in this category.

Initial (18Month) Graduate Survey - DISD Class of 2007

Ethnic Responses

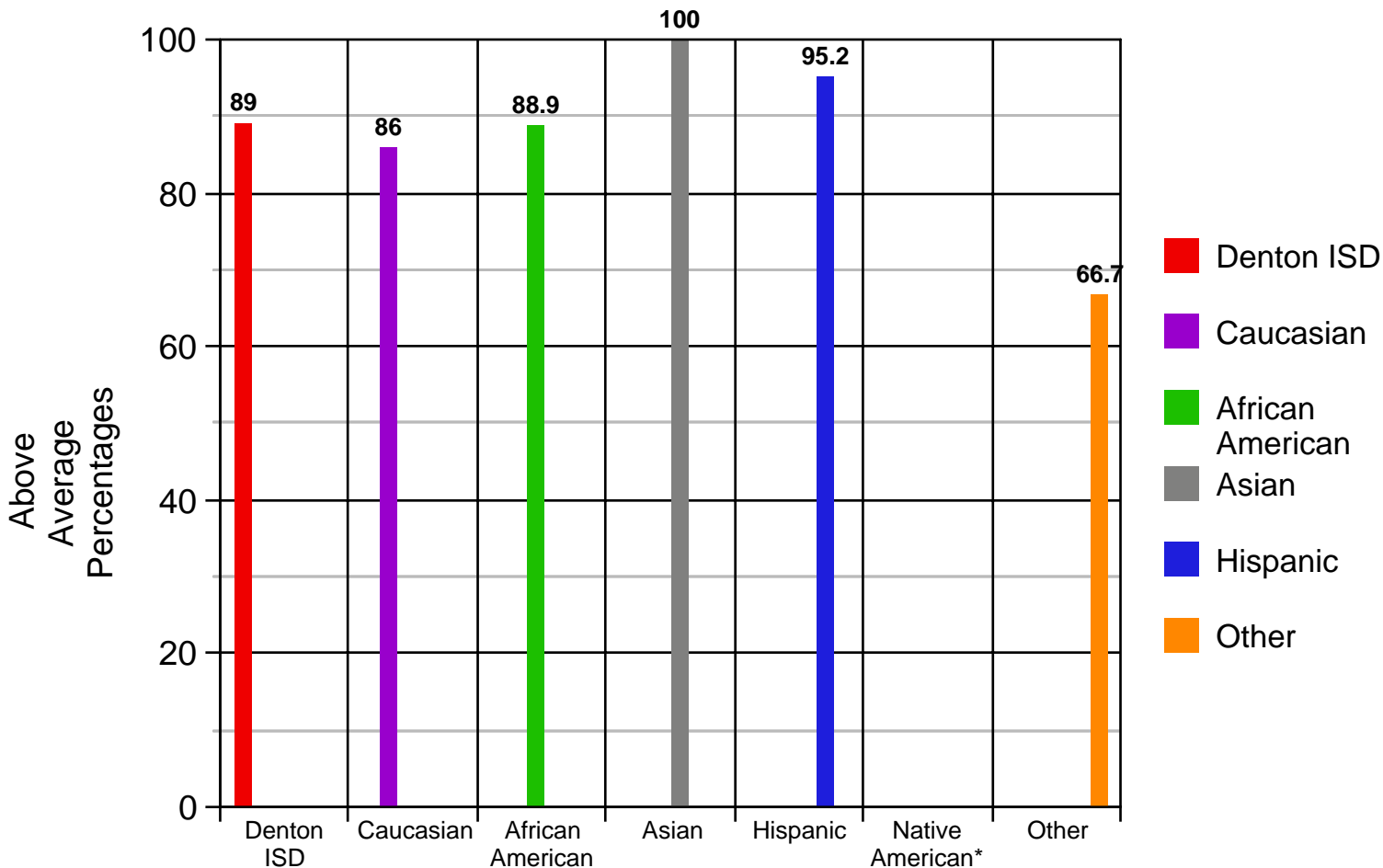


Question 6. Please rate the following: Your preparation in math.

*No respondents identified in this category.

Initial (18Month) Graduate Survey - DISD Class of 2007

Ethnic Responses

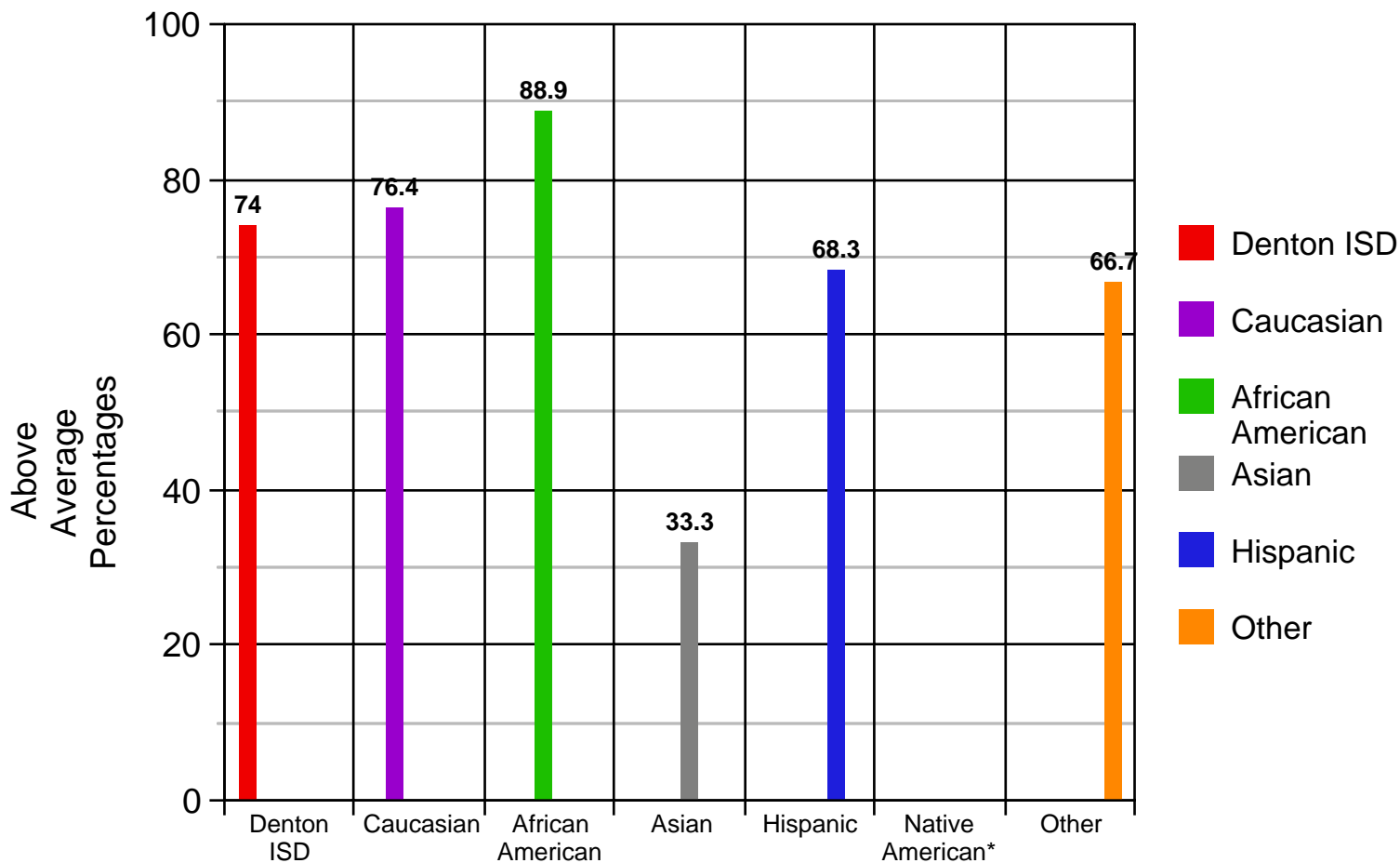


Question 7. Please rate the following: Your preparation in English.

*No respondents identified in this category.

Initial (18Month) Graduate Survey - DISD Class of 2007

Ethnic Responses

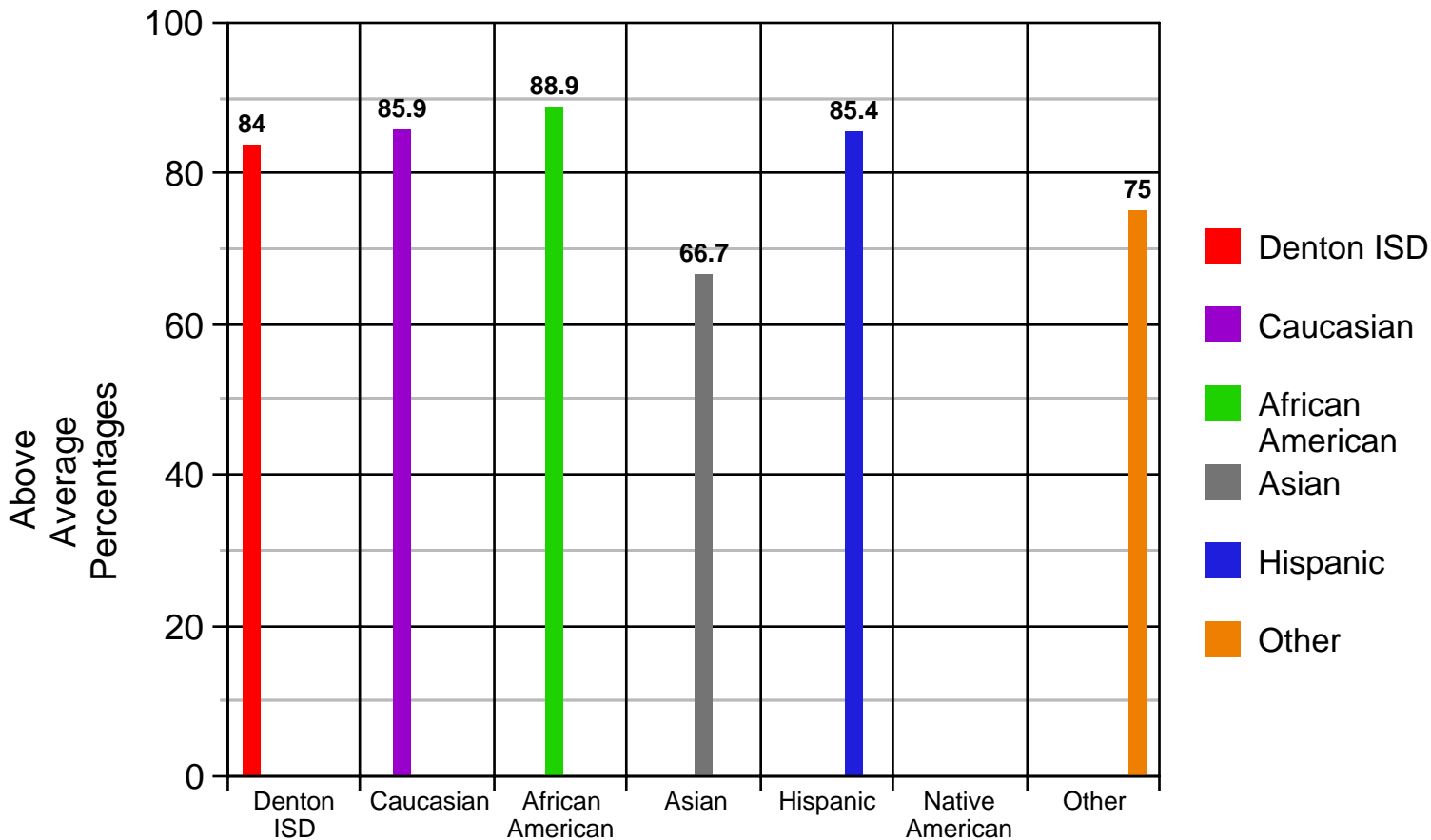


Question 8. Your preparation in science.

*No respondents identified in this category.

Initial (18 Month) Graduate Survey - DISD Class of 2007

Ethnic Responses

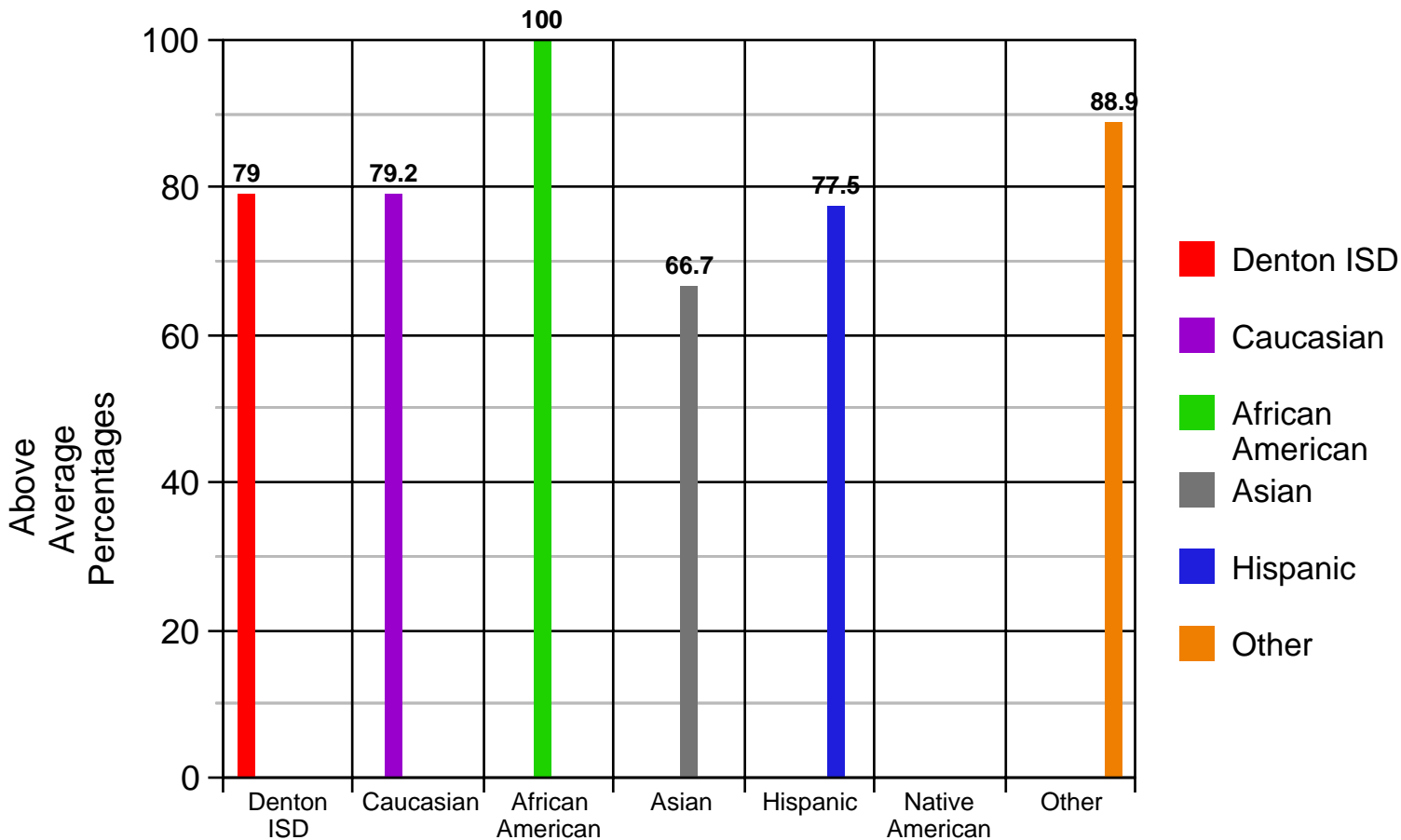


Question 9. Please rate the following: Your preparation in social studies.

*No respondents identified in this category.

Initial (18 Month) Graduate Survey - DISD Class of 2007

Ethnic Responses

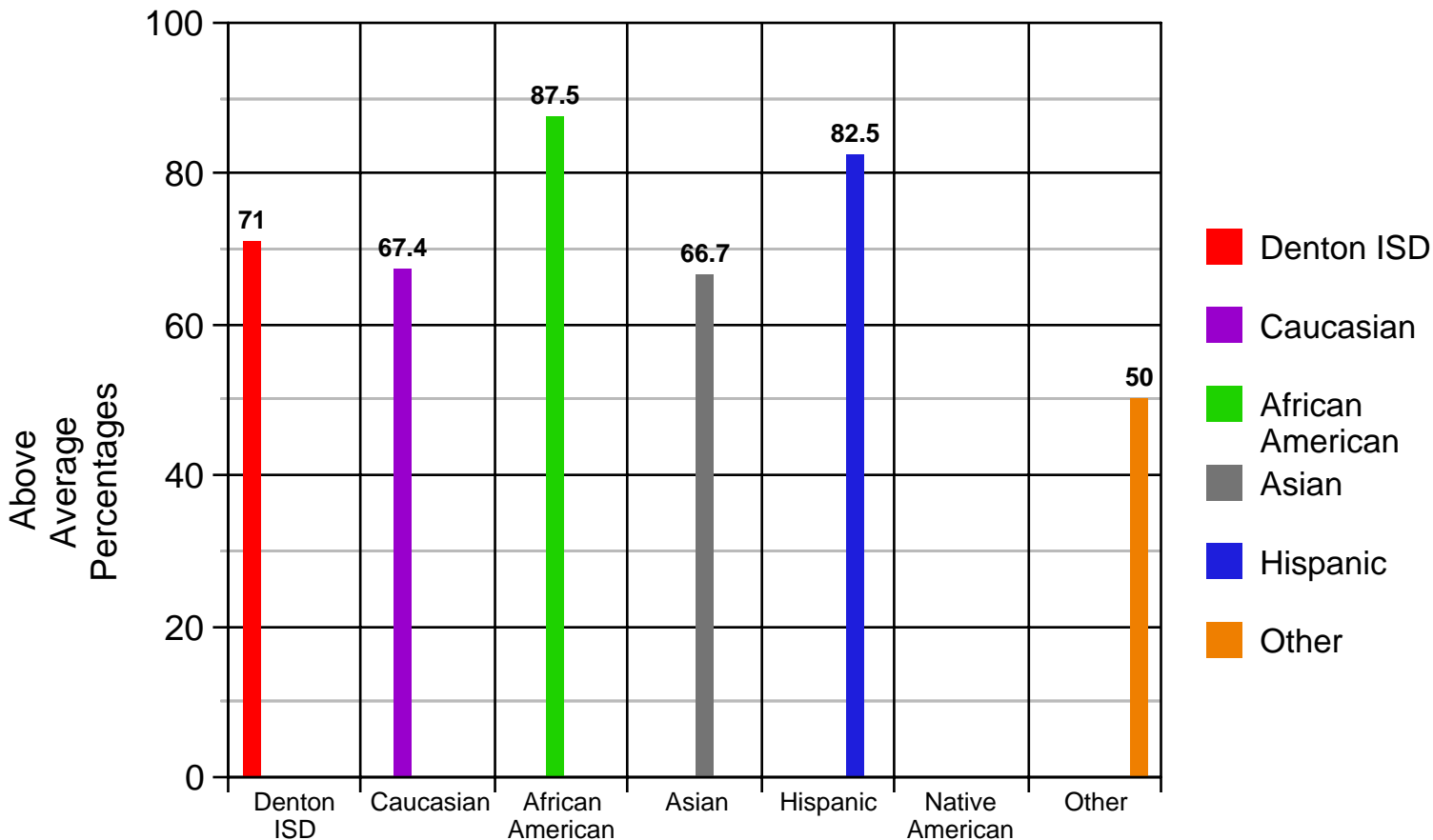


Question 10. Please rate the following: Your preparation in technology.

*No respondents identified in this category.

Initial (18 Month) Graduate Survey - DISD Class of 2007

Ethnic Responses

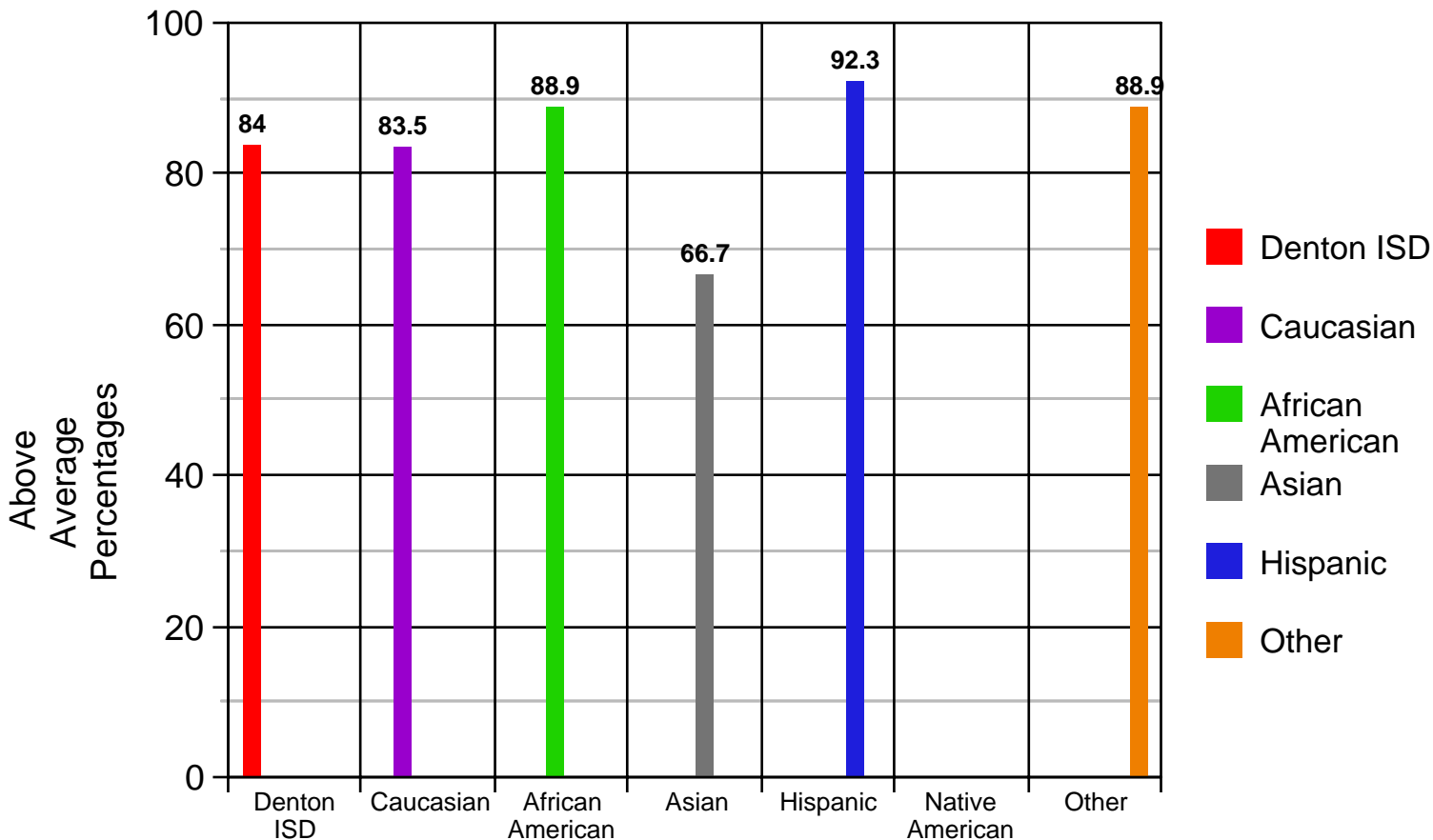


Question 11. How well did high school prepare you to enter the work force?

*No respondents identified in this category.

Initial (18 Month) Graduate Survey - DISD Class of 2007

Ethnic Responses

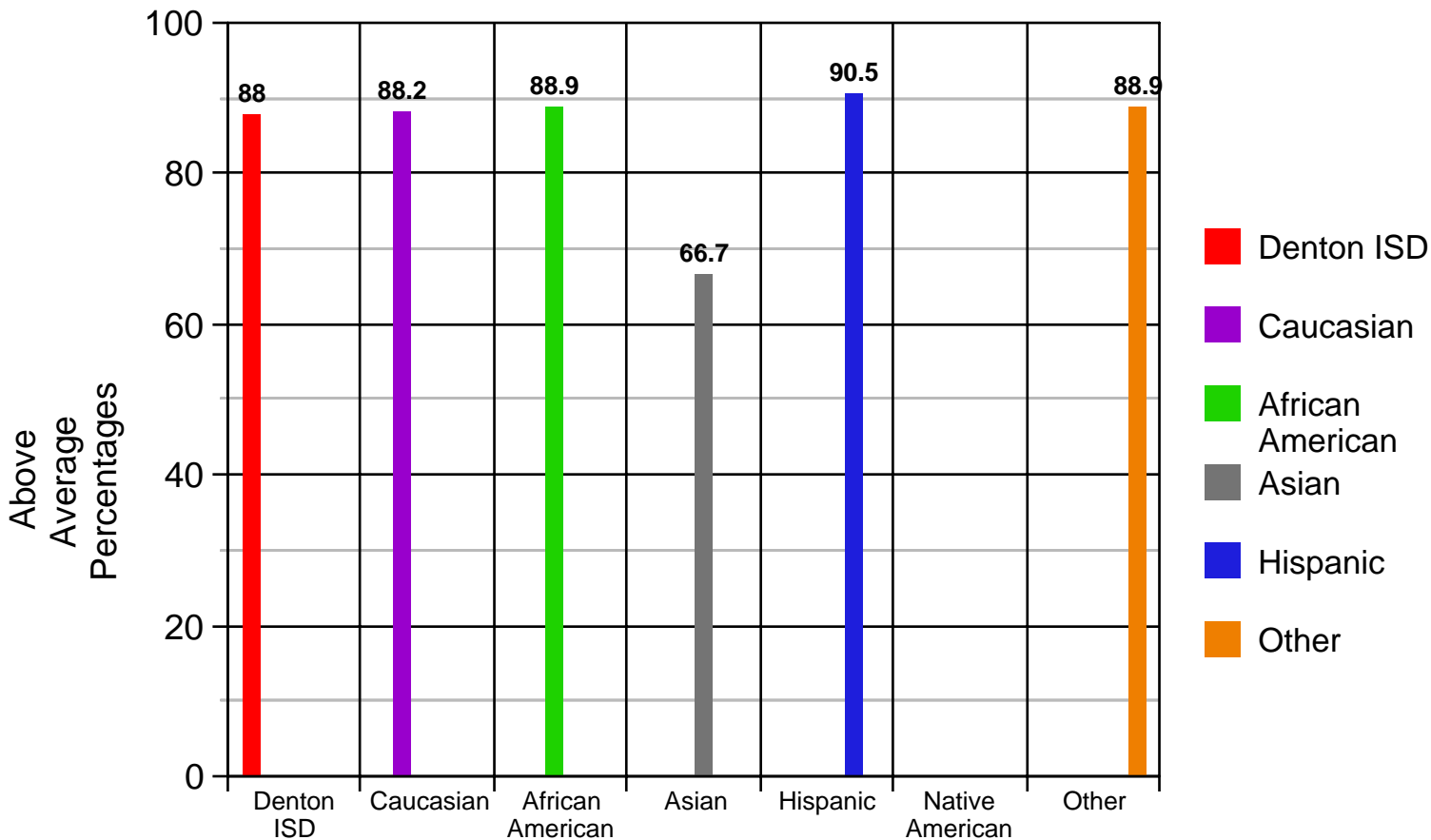


Question 12. How well did high school prepare you to continue your education?

*No respondents identified in this category.

Initial (18 Month) Graduate Survey - DISD Class of 2007

Ethnic Responses

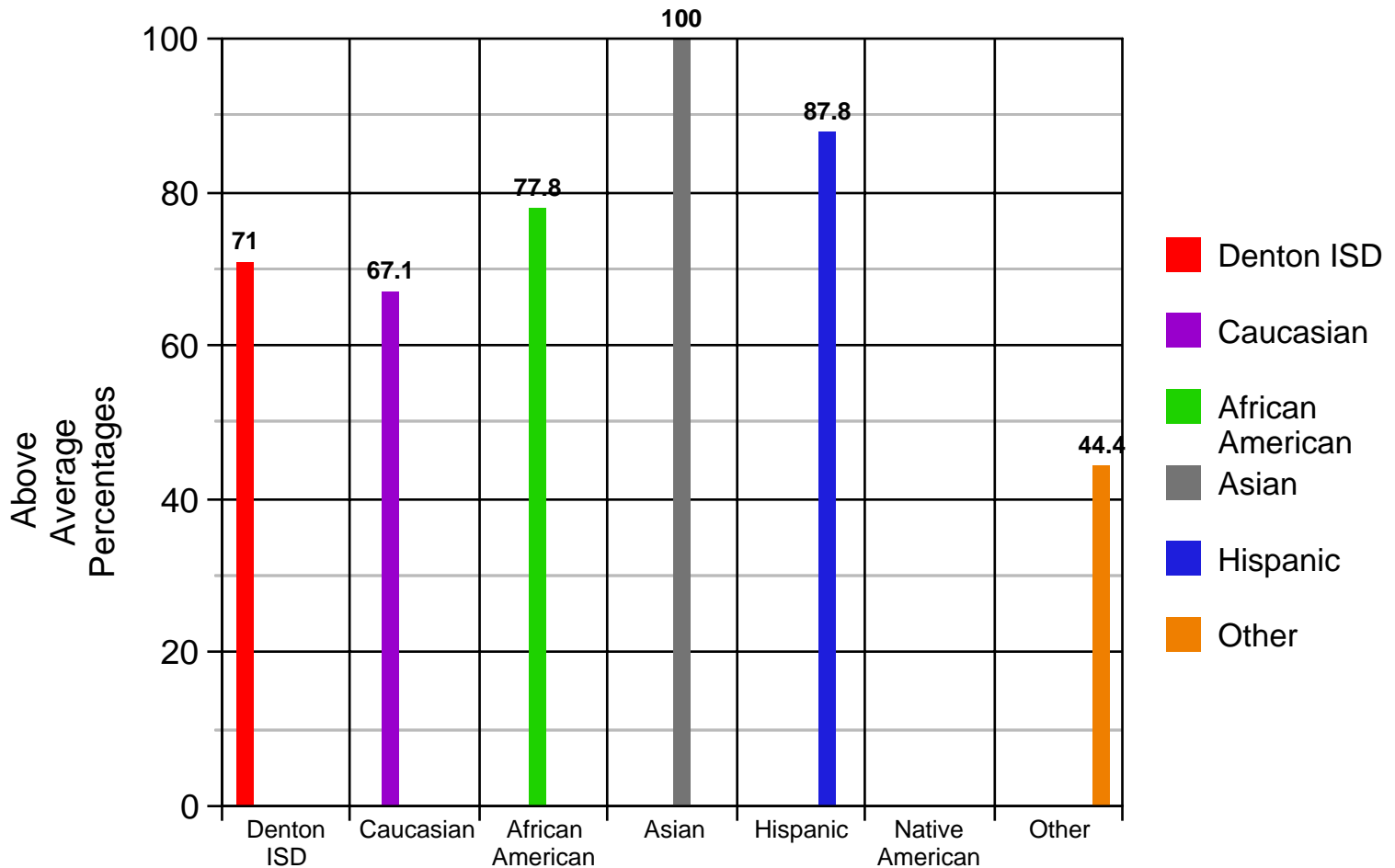


Question 13. How would you rate the school in providing a safe learning environment?

*No respondents identified in this category.

Initial (18 Month) Graduate Survey - DISD Class of 2007

Ethnic Responses



Question 14. How well did school provide a drug free environment?

*No respondents identified in this category.

Lifetrack Exit Survey Comparison
Class of 2007/Class of 2008
by Ethnicity/District

Question	07 District (n=777)	08 District (n=983)	07White (n=453)	08White (n=609)	07 Af/Am (n=92)	08 Af/Am (n=105)	07 Hsp (n=172)	08 Hsp (n=204)	07 Asian (n=14)	08 Asian (n=19)	07 NatAm (n=5)	08NatAm (n=6)	07 Other (n=23)	08 Other (n=17)
Post HS 1 2/4yr Coll	85.10%	87.80%	86.10%	89.70%	96.70%	90.50%	76.70%	78.50%	100.00%	100.00%	100.00%	83.40%	78.20%	88.30%
VoTech	4.50%	4.40%	3.50%	3.80%	4.40%	3.80%	5.80%	6.90%	0.00%	0.00%	0.00%	0.00%	8.70%	5.90%
WorkP/FT	34.30%	31.40%	32.70%	27.40%	29.40%	20.00%	41.30%	50.00%	21.40%	5.30%	20.00%	50.00%	47.80%	29.50%
Military	4.30%	4.00%	5.50%	4.60%	1.10%	4.80%	3.50%	2.50%	0.00%	0.00%	0.00%	0.00%	4.40%	0.00%
Other	3.70%	3.40%	4.60%	2.60%	0.00%	2.90%	1.70%	5.40%	0.00%	0.00%	0.00%	16.70%	8.70%	0.00%
Prep 4	94.20%	95.90%	94.90%	96.90%	94.50%	94.30%	94.20%	95.10%	100.00%	94.70%	100.00%	100.00%	91.30%	94.10%
Harass 5	9.40%	7.00%	10.80%	7.60%	12.00%	5.70%	4.70%	4.90%	7.10%	21.90%	0.00%	0.00%	8.70%	11.80%
Gradesp 6	88.80%	92.10%	90.70%	93.40%	82.60%	83.80%	88.40%	92.20%	85.70%	94.70%	100.00%	100.00%	87.00%	94.10%
Website7	44.10%	49.50%	44.40%	50.60%	48.90%	48.60%	43.60%	49.00%	42.90%	36.80%	60.00%	83.30%	34.80%	47.10%
Adult 8	87.90%	90.40%	91.00%	91.50%	89.10%	86.70%	83.10%	89.70%	78.60%	89.50%	80.00%	100.00%	82.60%	88.20%
Tech 9	83.00%	91.20%	85.90%	91.50%	79.40%	88.60%	82.00%	94.60%	85.70%	73.70%	100.00%	100.00%	69.60%	76.50%
Couns 10	67.80%	84.80%	67.50%	85.40%	72.80%	92.30%	67.40%	82.30%	64.30%	52.70%	60.00%	100.00%	60.80%	88.20%
How to11	83.50%	88.90%	84.30%	89.30%	89.10%	92.40%	81.90%	88.70%	85.70%	73.70%	100.00%	66.60%	69.50%	82.40%
Feedbk12	76.50%	82.90%	77.90%	83.10%	73.90%	82.90%	75.60%	84.30%	85.70%	79.00%	100.00%	83.30%	78.20%	70.60%
SDFS 13	74.20%	80.20%	73.10%	79.10%	80.40%	76.20%	77.90%	84.80%	78.60%	78.90%	100.00%	100.00%	56.50%	88.30%
Rigor 14	76.90%	83.10%	75.70%	82.00%	83.70%	82.90%	76.70%	88.30%	78.60%	73.70%	100.00%	83.30%	91.30%	76.40%
Activity15	81.10%	85.10%	83.20%	87.20%	79.40%	87.70%	78.50%	79.40%	78.60%	68.50%	100.00%	83.30%	82.60%	82.40%
Office 16	71.60%	81.10%	71.90%	81.40%	77.20%	82.90%	67.40%	82.90%	85.70%	63.20%	80.00%	100.00%	69.50%	58.90%
Fair 17	58.60%	70.20%	56.70%	70.10%	58.70%	66.70%	66.90%	73.10%	57.20%	63.10%	60.00%	83.30%	56.50%	70.60%
Think 18	78.70%	86.10%	78.00%	85.10%	83.70%	91.40%	80.30%	90.20%	85.80%	63.10%	100.00%	66.70%	78.30%	82.40%

Totals for questions 10 to 18 represent "Above Average" responses (Excellent & Good)

LIFE TRACK SENIOR EXIT SURVEY

Table of Contents

Class of 2007

Question 1: What areas(s) do you plan to pursue immediately after high school? (Mark all that apply.)

Question 2: Ethnic Origin

Question 3: Gender

Question 4: I feel prepared for the transition from high school to college or the work place.

Question 5: Did you ever experience significant harassment from other students?

Question 6: My parents and I know how to access and use Parent Connection / Grade Speed.

Question 7: Have you or your parents used either your campus website or the district counseling website to find information about college preparation and/or scholarships?

Question 8: Was there an adult on your campus with whom you felt comfortable talking?

Question 9: Did your school prepare you to deal with advancing technology in the real world?

Please rate the following: (A=Excellent, B=Good, C=Average, D=Below Average, F=Needs Improvement)

Question 10: My counselor was accessible and helpful in selecting high school courses that met my needs, interests, and future goals.

Question 11: Do you feel that you have learned how to acquire needed information and how to "learn?"

Question 12: My teachers provided me with frequent feedback regarding my academic performance.

Question 13: The staff at my school worked hard to provide a safe and drug free environment.

Question 14: Do you feel you generally received challenging subject matter in the courses you took at your high school?

Question 15: I was given ample opportunity to pursue specific interests and talents through clubs and extracurricular activities.

Question 16: Were the administrators and office staff helpful and caring when needed?

Question 17: Do you feel that rules were enforced consistently and fairly?

Question 18: How well did school prepare you in thinking skills such as creativity, decision making, and problem solving?