



QUARTERLY INVESTMENT REPORT

Collin County College

FEBRUARY 28, 2023



M E E D E R

PUBLIC FUNDS
PATTERSON GROUP

How high? How long?

Markets are coming to grips with the idea that the Fed is going to keep moving rates higher until they get inflation under control. The overall modest growth of the economy, tight labor markets and a resilient consumer added to the stubbornly high inflation is showing the Fed that more hikes are not only appropriate but may be necessary to reinstate price stability.

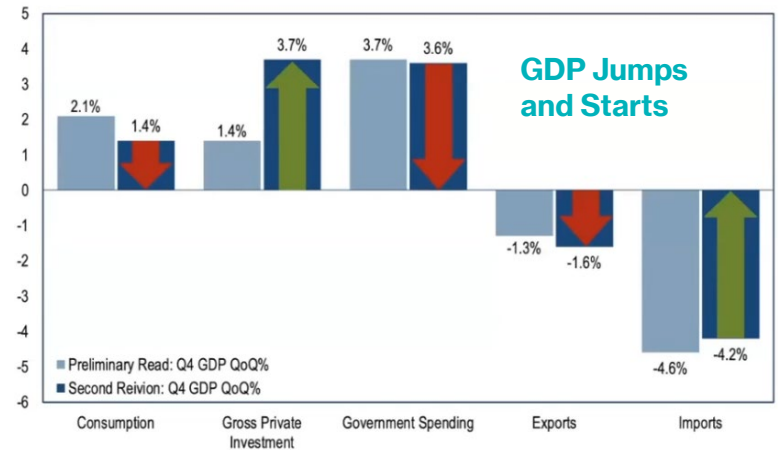
In fact, this month's uptick in economic strength may convince some FOMC voting members that the pace of rate ascent should also re-accelerate. Having come to the inflation fight late they are unlikely to leave too early. There is another meeting in March.

From the Fed's perspective these indicators are showing a modest but steady economy which means that the consumer and business can withstand significantly higher rates.

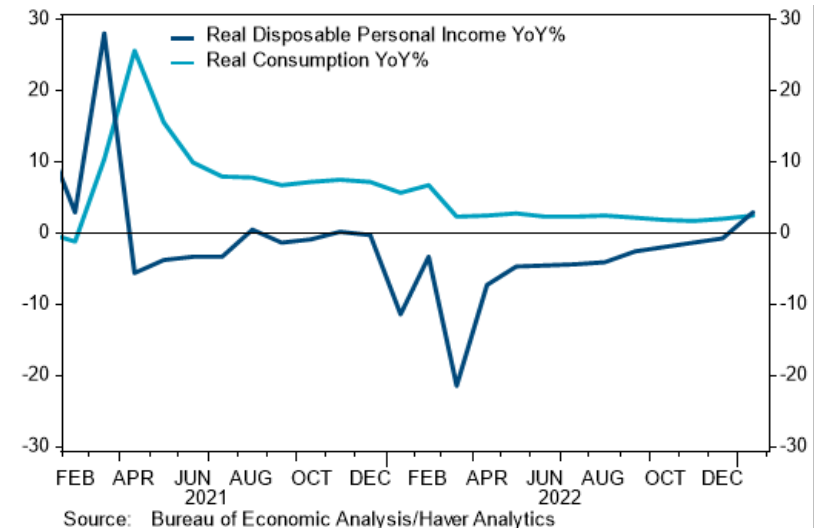
The economy, as measured by the GDP, has had its fits and starts. The Q4 report showed slowing but the consumer keeps consuming. That consumer activity however is coming from credit card use, maxed out savings and no anticipation of further fiscal stimulus which must eventually reduce the spending.

Real durable goods, a major economic index, dropped measurably in January, the largest drop since April of 2020. While headline orders continue to disappoint underlying the numbers suggest that business investment has improved however giving the Fed more wiggle room to increase rates.

Manufacturing in general has taken the brunt of the hit as consumers not only cut back, but also increasingly shift from goods to services expenditures. The service industry has – as a broader trend – also seen a sizable reduction in activity this year. The picture is hazy and it will require time to find the trajectory.



Source: BEA/Haver Analytics



Source: Bureau of Economic Analysis/Haver Analytics

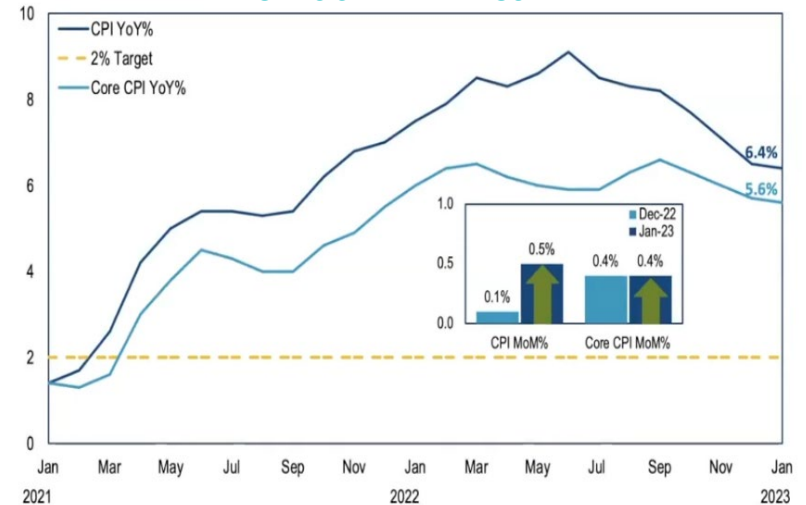
Stubborn Inflation vs Price Stability

The CPI and PPI clearly remain stubbornly high – especially the PPI. While there is improvement from last month the rate of improvement has slowed, falling short of expectations. The Fed’s favorite inflation indicator the PCE (up 0.6%) has reversed its recent downward trend. The Fed needs to slow inflation from peak levels but also assure a continuation of decline back down to a more palatable and sustainable level at the Fed’s 2% target. For the Fed, halfway won’t cut it. Year-over-year, core inflation increased 4.7% from 4.6% last month.

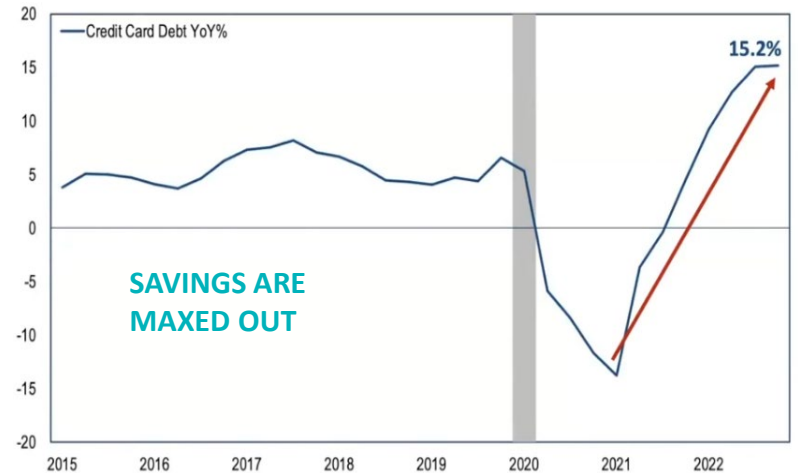
Energy price concerns are once again taking center stage (along with eggs!). Reacting to global sanctions Moscow is cutting production and raising rates. Thanks to a warmer than usual winter this has saved Europe somewhat. Crude prices pose a sizeable risk to European economies (our trading partners) many of which are teetering on the brink of recession. In the EU, CPI rose 8.6% in January following a 9.2% in December. In the UK inflation is now 10.1% and is likely to continue driving those central banks to higher rates also.

Globally, China is another factor on the road to higher rates. The Chinese government appears to be taking control over exports especially in tech areas and those decisions will be at least partially driven by geo-politics which may raise prices. At least some trade curtailments may help US manufacturers domestically.

CPI IS STILL WITH US



Source: Bureau of Labor Statistics/Haver Analytics



Source: FRBNY/Haver Analytics

Expectations Drive Rates

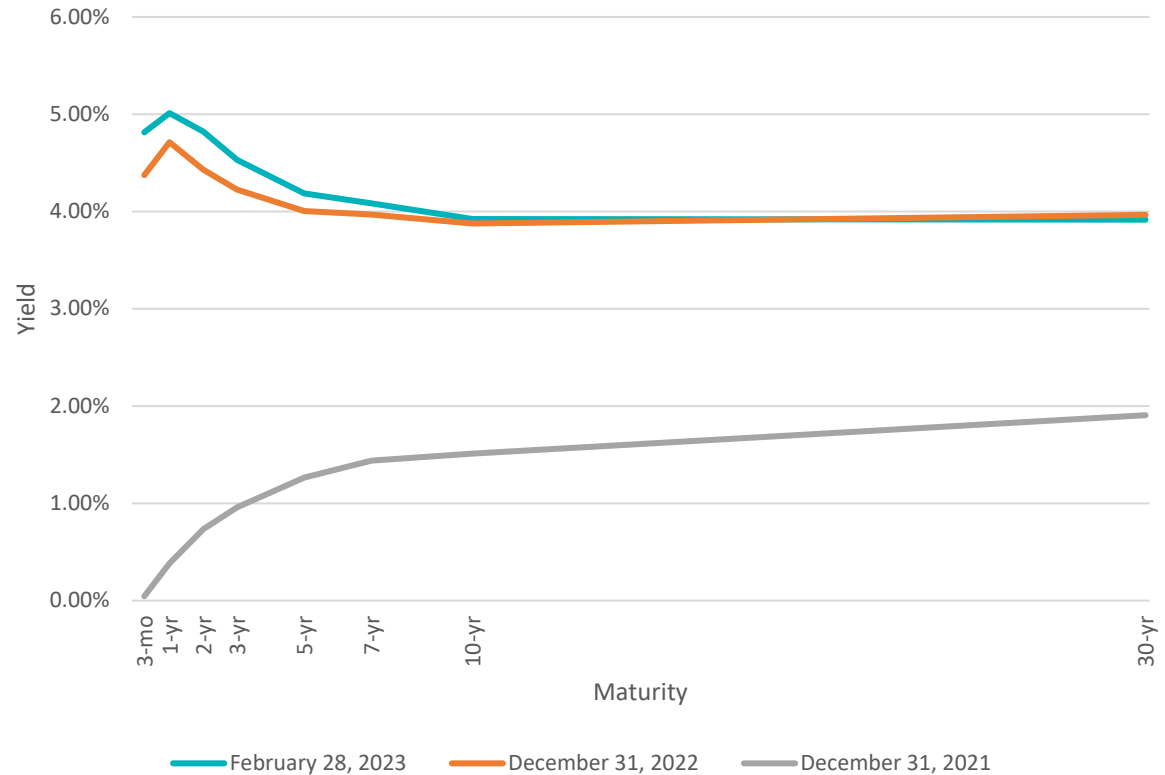
The Fed further moderated their pace of rate hikes, giving us only a 0.25% hike on February 2.

The Fed fully concedes that higher rates will slow growth but is willing to take these actions to tame inflation through lessening demand.

Continued inflation within a modestly strong economy may allow the Fed to re-invigorate their hikes however.

There are signs of slightly slowing inflation such as lower rents and a reduced need for workers. Housing however continues to slow amid high mortgage rates. Strapped consumers are struggling not only to make every day nondiscretionary purchases, but also certainly large ticket purchases such as a home. Low home inventory will not allow prices to drop any real degree.

U.S. Treasury Yield Curve

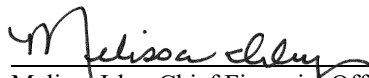


Collin County Community College District
 Quarterly Investment Report
 December 1, 2022 – February 28, 2023


Portfolio Summary Management Report

This quarterly report is prepared in compliance with the Investment Policy and Strategy of the District and the Public Funds Investment Act (Chapter 2256., Texas Government Code).


<u>Portfolio as of 11/30/22:</u>		<u>Portfolio as of 02/28/23:</u>	
Beginning Book Value	\$ 379,746,402	Ending Book Value	\$ 459,851,789
Beginning Market Value	\$ 376,143,192	Ending Market Value	\$ 455,860,849
		Investment Income for the period	\$ 3,933,652
		Unrealized Gain/Loss	\$ (3,990,940)
WAM at Beginning Period Date ¹	142 days	WAM at Ending Period Date ¹	185 days
<i>(Increase in market value is due to seasonal cash inflows)</i>		Change in Market Value ²	\$ 79,717,657
Average Yield to Maturity for period		3.704%	
Average Yield 3 Month Treasury Bill for period		4.600%	




 Melissa Irby, Chief Financial Officer
 Collin County Community College District



 Julie Bradley, Associate V.P. - Controller
 Collin County Community College District



 Barbara Johnston, Associate V.P.
 Collin County Community College District



 Linda T. Patterson, President
 Patterson & Associates

¹ WAM – weighted average maturity

² “Change in Market Value” is required data, but will primarily reflect the receipt and expenditure of the District’s funds from quarter to quarter. *Patterson & Associates* has assisted in the preparation of this consolidated investment report, with additional input provided by CCCCDC.

Your Portfolio

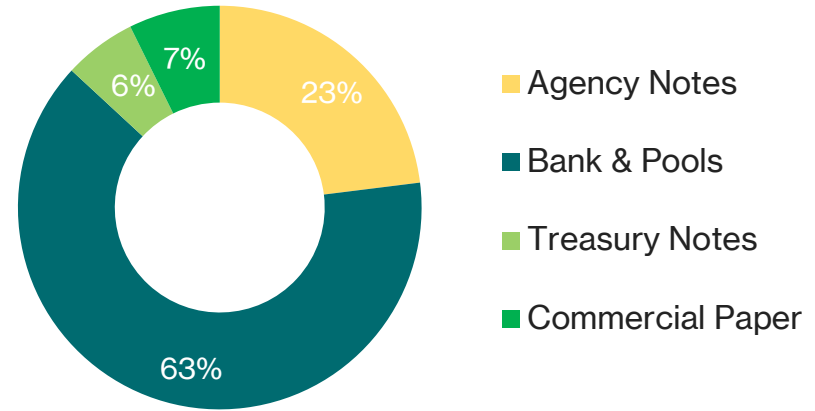
As of February 28, 2023

Your Portfolio Statistics

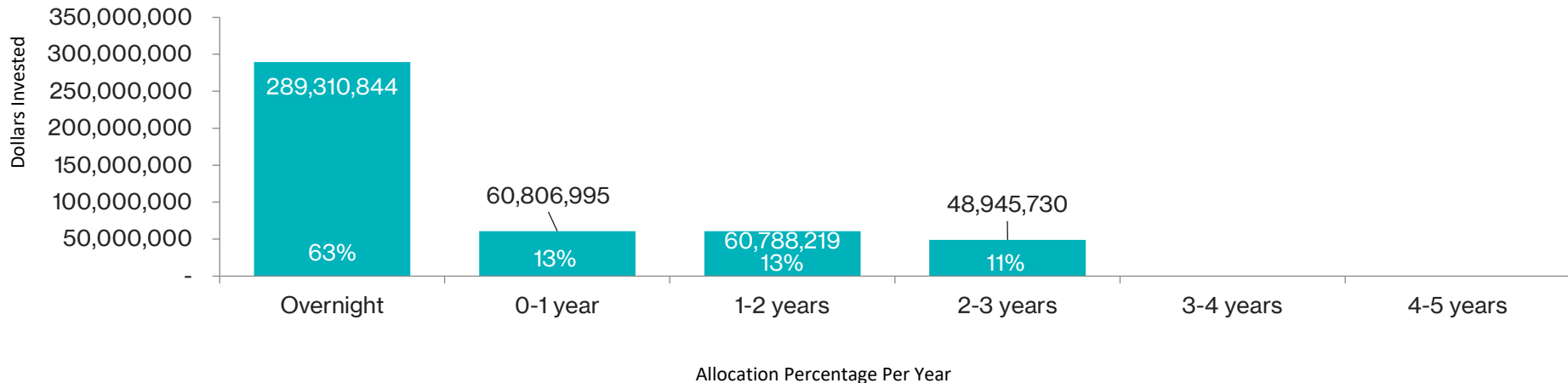
Weighted Average Maturity 0.51 years

Weighted Average Yield (All Funds) 3.90%

Your Asset Allocation



Your Maturity Distribution



**Collin Co Comm College Dist.
Portfolio Management
Portfolio Summary
February 28, 2023**

Patterson & Associates
901 S. MoPac
Suite 195
Austin, TX 78746
-

Investments	Par Value	Market Value	Book Value	% of Portfolio	Term	Days to Maturity	YTM 365 Equiv.
Commercial Paper Disc. -Amortizing	40,000,000.00	39,872,780.00	39,904,933.34	8.68	253	24	3.690
Federal Agency Coupon Securities	105,000,000.00	101,011,800.03	104,324,178.42	22.69	994	693	2.621
Treasury Coupon Securities	27,000,000.00	25,665,425.00	26,311,833.46	5.72	710	433	2.784
TexStar	40,468,190.09	40,468,190.09	40,468,190.09	8.80	1	1	4.492
Texpool	243,473,133.56	243,473,133.56	243,473,133.56	52.95	1	1	4.499
JPMorgan Chase	119,829.89	119,829.89	119,829.89	0.03	1	1	0.000
Texas Range	5,249,690.45	5,249,690.45	5,249,690.45	1.14	1	1	4.570
Investments	461,310,843.99	455,860,849.02	459,851,789.21	100.00%	289	185	3.904

Cash and Accrued Interest						
Accrued Interest at Purchase		168,819.44	168,819.44			
Subtotal		168,819.44	168,819.44			
Total Cash and Investments	461,310,843.99	456,029,668.46	460,020,608.65		289	185

Total Earnings	February 28 Month Ending	Fiscal Year To Date
Current Year	1,397,673.56	6,579,928.51

..

Collin Co Comm College Dist.
Summary by Type
February 28, 2023
Grouped by Fund

Patterson & Associates
 901 S. MoPac
 Suite 195
 Austin, TX 78746
 -

Security Type	Number of Investments	Par Value	Book Value	% of Portfolio	Average YTM 365	Average Days to Maturity
Fund: Building						
Federal Agency Coupon Securities	6	40,000,000.00	40,115,987.31	8.72	1.913	659
Treasury Coupon Securities	1	5,000,000.00	4,911,841.44	1.07	2.467	549
Texpool	1	39,244,051.99	39,244,051.99	8.53	4.499	1
TexStar	1	28,895,598.70	28,895,598.70	6.28	4.492	1
Subtotal	9	113,139,650.69	113,167,479.44	24.60	3.492	258
Fund: 2020 Bond Series						
Texpool	1	34,245,002.57	34,245,002.57	7.45	4.499	1
Subtotal	1	34,245,002.57	34,245,002.57	7.45	4.499	1
Fund: Debt Service						
Texas Range	1	20.97	20.97	0.00	4.570	1
Texpool	1	22,197,365.87	22,197,365.87	4.83	4.499	1
Subtotal	2	22,197,386.84	22,197,386.84	4.83	4.499	1
Fund: Operating						
Federal Agency Coupon Securities	9	55,000,000.00	54,177,403.75	11.78	2.911	652
JPMorgan Chase	1	119,829.89	119,829.89	0.03	0.000	1
Commercial Paper Disc. -Amortizing	2	20,000,000.00	19,952,466.67	4.34	3.690	24
Treasury Coupon Securities	3	17,000,000.00	16,407,650.76	3.57	2.775	484
Texas Range	1	5,249,669.48	5,249,669.48	1.14	4.570	1
Texpool	1	110,995,700.83	110,995,700.83	24.14	4.499	1
TexStar	1	11,572,591.39	11,572,591.39	2.52	4.492	1
Subtotal	18	219,937,791.59	218,475,312.77	47.52	3.901	201
Fund: Stabilization						
Federal Agency Coupon Securities	1	10,000,000.00	10,030,787.36	2.18	3.885	1,049
Commercial Paper Disc. -Amortizing	2	20,000,000.00	19,952,466.67	4.34	3.690	24

Collin Co Comm College Dist.
 Summary by Type
 February 28, 2023
 Grouped by Fund

Security Type	Number of Investments	Par Value	Book Value	% of Portfolio	Average YTM 365	Average Days to Maturity
Fund: Stabilization						
Treasury Coupon Securities	1	5,000,000.00	4,992,341.26	1.09	3.126	152
Texpool	1	36,791,012.30	36,791,012.30	8.00	4.499	1
Subtotal	5	71,791,012.30	71,766,607.59	15.61	4.093	164
Total and Average	35	461,310,843.99	459,851,789.21	100.00	3.904	185



Collin Co Comm College Dist.
Fund BLDG - Building
Investments by Fund
February 28, 2023

Patterson & Associates
901 S. MoPac
Suite 195
Austin, TX 78746
-

CUSIP	Investment #	Issuer	Purchase Date	Book Value	Par Value	Market Value	Current Rate	YTM 360	YTM 365	Maturity Date	Days To Maturity
Federal Agency Coupon Securities											
3133EN5Q9	10197	FFCB Note	01/11/2023	5,012,747.29	5,000,000.00	4,954,346.95	4.500	4.295	4.355	01/10/2025	681
3130ATUC9	10196	FHLB Note	01/10/2023	10,103,240.02	10,000,000.00	9,971,014.50	4.500	4.041	4.098	12/12/2025	1,017
3130ALJ70	10172	FHLB Call Note	03/12/2021	5,000,000.00	5,000,000.00	4,754,786.25	0.400	0.394	0.400	03/12/2024	377
3130AMT85	10175	FHLB Call Note	06/28/2021	10,000,000.00	10,000,000.00	9,381,592.10	0.400	0.394	0.400	06/28/2024	485
3130ANNS5	10176	FHLB Call Note	08/30/2021	5,000,000.00	5,000,000.00	4,662,426.15	0.500	0.493	0.500	08/28/2024	546
3130AOCM3	10178	FHLB Call Note	12/20/2021	5,000,000.00	5,000,000.00	4,650,633.55	1.000	0.986	1.000	12/20/2024	660
Subtotal and Average				40,115,987.31	40,000,000.00	38,374,799.50		1.887	1.913		659
Treasury Coupon Securities											
912828YE4	10179	T Note	04/18/2022	4,911,841.44	5,000,000.00	4,726,170.00	1.250	2.432	2.466	08/31/2024	549
Subtotal and Average				4,911,841.44	5,000,000.00	4,726,170.00		2.433	2.467		549
TexStar											
2450	10007	TexStar	02/01/2016	28,895,598.70	28,895,598.70	28,895,598.70	4.492	4.430	4.491		1
Subtotal and Average				28,895,598.70	28,895,598.70	28,895,598.70		4.430	4.492		1
Texpool											
700001	10009	Texpool	02/01/2016	39,244,051.99	39,244,051.99	39,244,051.99	4.499	4.437	4.499		1
Subtotal and Average				39,244,051.99	39,244,051.99	39,244,051.99		4.437	4.499		1
Total Investments and Average				113,167,479.44	113,139,650.69	111,240,620.19		3.444	3.492		258

**Fund BOND20 - 2020 Bond Series
Investments by Fund
February 28, 2023**

CUSIP	Investment #	Issuer	Purchase Date	Book Value	Par Value	Market Value	Current Rate	YTM 360	YTM 365	Maturity Days To Date Maturity
Texpool										
700006A	10164	Texpool	04/29/2020	34,245,002.57	34,245,002.57	34,245,002.57	4.499	4.437	4.499	1
Subtotal and Average				34,245,002.57	34,245,002.57	34,245,002.57		4.437	4.499	1
Total Investments and Average				34,245,002.57	34,245,002.57	34,245,002.57		4.437	4.499	1

**Fund DS - Debt Service
Investments by Fund
February 28, 2023**

CUSIP	Investment #	Issuer	Purchase Date	Book Value	Par Value	Market Value	Current Rate	YTM 360	YTM 365	Maturity Days To Date Maturity
Texpool										
700004	10010	Texpool	02/01/2016	22,197,365.87	22,197,365.87	22,197,365.87	4.499	4.437	4.499	1
Subtotal and Average				22,197,365.87	22,197,365.87	22,197,365.87		4.437	4.499	1
Texas Range										
1291-01	10141	TexasDAILY	02/04/2019	20.97	20.97	20.97	4.570	4.507	4.570	1
Subtotal and Average				20.97	20.97	20.97		4.507	4.570	1
Total Investments and Average				22,197,386.84	22,197,386.84	22,197,386.84		4.437	4.499	1

**Fund OPER - Operating
Investments by Fund
February 28, 2023**

CUSIP	Investment #	Issuer	Purchase Date	Book Value	Par Value	Market Value	Current Rate	YTM 360	YTM 365	Maturity Date	Days To Maturity
Commercial Paper Disc. -Amortizing											
63873KQD2	10188	Natixis NY CP	07/15/2022	9,988,766.67	10,000,000.00	9,983,550.00		3.501	3.549	03/13/2023	12
78009BR61	10190	Royal Bank of Canada CP	07/15/2022	9,963,700.00	10,000,000.00	9,952,840.00		3.777	3.829	04/06/2023	36
Subtotal and Average				19,952,466.67	20,000,000.00	19,936,390.00		3.639	3.690		23
Federal Agency Coupon Securities											
31422XMV1	10177	FRMAC Call Note	10/04/2021	5,000,000.00	5,000,000.00	4,641,843.35	0.500	0.493	0.500	10/04/2024	583
3133ENYX2	10193	FFCB Note	07/25/2022	4,999,829.18	5,000,000.00	4,881,399.70	3.250	3.207	3.251	06/17/2024	474
3133ENZ94	10199	FFCB Note	01/19/2023	10,029,034.95	10,000,000.00	9,905,967.90	4.500	4.259	4.318	11/18/2024	628
3133EN7J3	10201	FFCB Note	02/02/2023	7,473,287.08	7,500,000.00	7,354,856.10	3.875	3.950	4.005	02/02/2026	1,069
3133EL5J9	10167	FFCB Call Note	09/16/2020	5,000,000.00	5,000,000.00	4,875,707.90	0.300	0.305	0.310	09/01/2023	184
3133EL6U3	10169	FFCB Call Note	09/16/2020	5,000,000.00	5,000,000.00	4,865,958.30	0.280	0.309	0.313	09/14/2023	197
3134GXZT4	10183	FHLMC Call Note	07/14/2022	5,000,000.00	5,000,000.00	4,875,288.60	4.000	3.945	4.000	07/14/2025	866
3135G03U5	10194	FNMA Note	08/05/2022	4,742,697.33	5,000,000.00	4,578,184.00	0.625	3.107	3.150	04/22/2025	783
3135G04Z3	10200	FNMA Note	01/23/2023	6,932,555.21	7,500,000.00	6,815,423.48	0.500	3.935	3.990	06/17/2025	839
Subtotal and Average				54,177,403.75	55,000,000.00	52,794,629.33		2.872	2.911		652
Treasury Coupon Securities											
91282CAW1	10180	T Note	05/16/2022	5,909,720.72	6,000,000.00	5,798,436.00	0.250	2.394	2.428	11/15/2023	259
91282CCC3	10181	T Note	05/16/2022	5,834,766.59	6,000,000.00	5,658,984.00	0.250	2.571	2.607	05/15/2024	441
912828ZT0	10182	T Note	06/15/2022	4,663,163.45	5,000,000.00	4,528,515.00	0.250	3.376	3.423	05/31/2025	822
Subtotal and Average				16,407,650.76	17,000,000.00	15,985,935.00		2.737	2.775		483
TexStar											
5450	10008	TexStar	02/01/2016	11,572,591.39	11,572,591.39	11,572,591.39	4.492	4.430	4.491		1
Subtotal and Average				11,572,591.39	11,572,591.39	11,572,591.39		4.430	4.492		1
Texpool											
700003	10011	Texpool	02/01/2016	110,995,700.83	110,995,700.83	110,995,700.83	4.499	4.437	4.499		1
Subtotal and Average				110,995,700.83	110,995,700.83	110,995,700.83		4.437	4.499		1
JPMorgan Chase											
7828	10012	JPMorgan Chase Commercial Chkg	02/01/2016	119,829.89	119,829.89	119,829.89					1
Subtotal and Average				119,829.89	119,829.89	119,829.89		0.000	0.000		1

**Fund OPER - Operating
Investments by Fund
February 28, 2023**

CUSIP	Investment #	Issuer	Purchase Date	Book Value	Par Value	Market Value	Current Rate	YTM 360	YTM 365	Maturity Days To Date Maturity
Texas Range										
1291-00	10142	TexasDAILY	02/06/2019	5,249,669.48	5,249,669.48	5,249,669.48	4.570	4.507	4.570	1
Subtotal and Average				5,249,669.48	5,249,669.48	5,249,669.48	4.507	4.570		1
Total Investments and Average				218,475,312.77	219,937,791.59	216,654,745.92	3.847	3.901		200

**Fund STABL - Stabilization
Investments by Fund
February 28, 2023**

CUSIP	Investment #	Issuer	Purchase Date	Book Value	Par Value	Market Value	Current Rate	YTM 360	YTM 365	Maturity Date	Days To Maturity
Commercial Paper Disc. -Amortizing											
63873KQD2	10189	Natixis NY CP	07/15/2022	9,988,766.67	10,000,000.00	9,983,550.00	3.370	3.501	3.549	03/13/2023	12
78009BR61	10191	Royal Bank of Canada CP	07/15/2022	9,963,700.00	10,000,000.00	9,952,840.00	3.630	3.777	3.829	04/06/2023	36
Subtotal and Average				19,952,466.67	20,000,000.00	19,936,390.00		3.639	3.690		23
Federal Agency Coupon Securities											
3133EN6A3	10198	FFCB Note	01/17/2023	10,030,787.36	10,000,000.00	9,842,371.20	4.000	3.831	3.885	01/13/2026	1,049
Subtotal and Average				10,030,787.36	10,000,000.00	9,842,371.20		3.832	3.885		1,049
Treasury Coupon Securities											
912828Y61	10192	T Note	07/20/2022	4,992,341.26	5,000,000.00	4,953,320.00	2.750	3.083	3.125	07/31/2023	152
Subtotal and Average				4,992,341.26	5,000,000.00	4,953,320.00		3.083	3.126		152
Texpool											
700005	10050	Texpool	01/24/2018	36,791,012.30	36,791,012.30	36,791,012.30	4.499	4.437	4.499		1
Subtotal and Average				36,791,012.30	36,791,012.30	36,791,012.30		4.437	4.499		1
Total Investments and Average				71,766,607.59	71,791,012.30	71,523,093.50		4.037	4.093		164

**Collin Co Comm College Dist.
Cash Reconciliation Report
For the Period December 1, 2022 - February 28, 2023
Grouped by Fund**

Patterson & Associates
901 S. MoPac
Suite 195
Austin, TX 78746
-

Trans. Date	Investment #	Fund	Trans. Type	Security ID	Par Value	Security Description	Maturity Date	Purchases	Interest	Redemptions	Cash
Building											
12/20/2022	10178	BLDG	Interest	3130AQCM3	5,000,000.00	FHLBC 5.0M 1.00% Mat. 12/20/2024	12/20/2024	0.00	25,000.00	0.00	25,000.00
12/28/2022	10175	BLDG	Interest	3130AMT85	10,000,000.00	FHLBC 10.0M 0.40% Mat.	06/28/2024	0.00	20,000.00	0.00	20,000.00
01/10/2023	10196	BLDG	Purchase	3130ATUC9	10,000,000.00	FHLB 10.0M 4.50% Mat. 12/12/2025	12/12/2025	-10,108,500.00	-83,750.00	0.00	-10,192,250.00
01/11/2023	10197	BLDG	Purchase	3133EN5Q9	5,000,000.00	FFCB 5.0M 4.50% Mat. 01/10/2025	01/10/2025	-5,013,700.00	-625.00	0.00	-5,014,325.00
02/28/2023	10176	BLDG	Interest	3130ANNS5	5,000,000.00	FHLBC 5.0M 0.50% Mat. 08/28/2024	08/28/2024	0.00	12,500.00	0.00	12,500.00
02/28/2023	10179	BLDG	Interest	912828YE4	5,000,000.00	TNOTE 5.0M 1.25% Mat. 08/31/2024	08/31/2024	0.00	31,250.00	0.00	31,250.00
Subtotal								-15,122,200.00	4,375.00	0.00	-15,117,825.00
Operating											
12/17/2022	10193	OPER	Interest	3133ENYX2	5,000,000.00	FFCB 5.0M 3.25% Mat. 06/17/2024	06/17/2024	0.00	81,250.00	0.00	81,250.00
01/13/2023	10184	OPER	Maturity	80285QND8	10,000,000.00	SANTAN 10.0M 3.16% Mat.	01/13/2023	0.00	0.00	10,000,000.00	10,000,000.00
01/14/2023	10183	OPER	Interest	3134GXZT4	5,000,000.00	FHLMCC 5.0M 4.00% Mat.	07/14/2025	0.00	100,000.00	0.00	100,000.00
01/15/2023	10163	OPER	Interest	20772KAE9	3,000,000.00	CONNST 3.0M 2.99% Mat.	01/15/2023	0.00	44,850.00	0.00	44,850.00
01/15/2023	10163	OPER	Maturity	20772KAE9	3,000,000.00	CONNST 3.0M 2.99% Mat.	01/15/2023	0.00	0.00	3,000,000.00	3,000,000.00
01/19/2023	10199	OPER	Purchase	3133ENZ94	10,000,000.00	FFCB 10.0M 4.50% Mat. 11/18/2024	11/18/2024	-10,031,011.40	-76,250.00	0.00	-10,107,261.40
01/23/2023	10200	OPER	Purchase	3135G04Z3	7,500,000.00	FNMA 7.5M 0.50% Mat. 06/17/2025	06/17/2025	-6,906,450.00	-3,750.00	0.00	-6,910,200.00
02/02/2023	10201	OPER	Purchase	3133EN7J3	7,500,000.00	FFCB 7.5M 3.88% Mat. 02/02/2026	02/02/2026	-7,472,550.00	0.00	0.00	-7,472,550.00
02/17/2023	10186	OPER	Maturity	22533UPH0	10,000,000.00	CREDAG 10.0M 0.00% Mat.	02/17/2023	0.00	0.00	10,000,000.00	10,000,000.00
Subtotal								-24,410,011.40	146,100.00	23,000,000.00	-1,263,911.40
Stabilization											
01/13/2023	10185	STABL	Maturity	80285QND8	10,000,000.00	SANTAN 10.0M 3.16% Mat.	01/13/2023	0.00	0.00	10,000,000.00	10,000,000.00
01/17/2023	10198	STABL	Purchase	3133EN6A3	10,000,000.00	FFCB 10.0M 4.00% Mat. 01/13/2026	01/13/2026	-10,032,100.00	-4,444.44	0.00	-10,036,544.44
01/31/2023	10192	STABL	Interest	912828Y61	5,000,000.00	TNOTE 5.0M 2.75% Mat. 07/31/2023	07/31/2023	0.00	68,750.00	0.00	68,750.00
02/17/2023	10187	STABL	Maturity	22533UPH0	10,000,000.00	CREDAG 10.0M 3.30% Mat.	02/17/2023	0.00	0.00	10,000,000.00	10,000,000.00
Subtotal								-10,032,100.00	64,305.56	20,000,000.00	10,032,205.56
Total								-49,564,311.40	214,780.56	43,000,000.00	-6,349,530.84

**Collin Co Comm College Dist.
Purchases Report
Sorted by Fund - Fund
December 1, 2022 - February 28, 2023**

Patterson & Associates
901 S. MoPac
Suite 195
Austin, TX 78746
-

CUSIP	Investment #	Fund	Sec. Type	Issuer	Original Par Value	Purchase Date	Payment Periods	Principal Purchased	Accrued Interest at Purchase	Rate at Purchase	Maturity Date	YTM	Ending Book Value
Building													
3130ATUC9	10196	BLDG	FAC	FHLB	10,000,000.00	01/10/2023	06/12 - 12/12	10,108,500.00	83,750.00	4.500	12/12/2025	4.098	10,103,240.02
3133EN5Q9	10197	BLDG	FAC	FFCB	5,000,000.00	01/11/2023	07/10 - 01/10	5,013,700.00	625.00	4.500	01/10/2025	4.355	5,012,747.29
				Subtotal	15,000,000.00			15,122,200.00	84,375.00				15,115,987.31
Operating													
3133ENZ94	10199	OPER	FAC	FFCB	10,000,000.00	01/19/2023	05/18 - 11/18	10,031,011.40	76,250.00	4.500	11/18/2024	4.319	10,029,034.95
3135G04Z3	10200	OPER	FAC	FNMA	7,500,000.00	01/23/2023	06/17 - 12/17	6,906,450.00	3,750.00	0.500	06/17/2025	3.991	6,932,555.21
3133EN7J3	10201	OPER	FAC	FFCB	7,500,000.00	02/02/2023	08/02 - 02/02	7,472,550.00		3.875	02/02/2026	4.006	7,473,287.08
				Subtotal	25,000,000.00			24,410,011.40	80,000.00				24,434,877.24
Stabilization													
3133EN6A3	10198	STABL	FAC	FFCB	10,000,000.00	01/17/2023	07/13 - 01/13	10,032,100.00	4,444.44	4.000	01/13/2026	3.885	10,030,787.36
				Subtotal	10,000,000.00			10,032,100.00	4,444.44				10,030,787.36
				Total Purchases	50,000,000.00			49,564,311.40	168,819.44				49,581,651.91



Collin Co Comm College Dist.
Maturity Report
Sorted by Maturity Date
Receipts during December 1, 2022 - February 28, 2023

Patterson & Associates
901 S. MoPac
Suite 195
Austin, TX 78746
-

CUSIP	Investment #	Fund	Sec. Type	Issuer	Par Value	Maturity Date	Purchase Date	Rate at Maturity	Book Value at Maturity	Interest	Maturity Proceeds	Net Income
80285QND8	10184	OPER	ACP	SANTAN	10,000,000.00	01/13/2023	07/15/2022	3.160	10,000,000.00	0.00	10,000,000.00	0.00
80285QND8	10185	STABL	ACP	SANTAN	10,000,000.00	01/13/2023	07/15/2022	3.160	10,000,000.00	0.00	10,000,000.00	0.00
20772KAE9	10163	OPER	MC1	CONNST	3,000,000.00	01/15/2023	04/20/2020	2.990	3,000,000.00	44,850.00	3,044,850.00	44,850.00
22533UPH0	10186	OPER	ACP	CREDAG	10,000,000.00	02/17/2023	07/15/2022		10,000,000.00	0.00	10,000,000.00	0.00
22533UPH0	10187	STABL	ACP	CREDAG	10,000,000.00	02/17/2023	07/15/2022	3.300	10,000,000.00	0.00	10,000,000.00	0.00
Total Maturities					43,000,000.00				43,000,000.00	44,850.00	43,044,850.00	44,850.00

Collin Co Comm College Dist.
Interest Earnings
Sorted by Fund - Fund
December 1, 2022 - February 28, 2023
Period Yield on Average Book Value

Patterson & Associates
 901 S. MoPac
 Suite 195
 Austin, TX 78746
 -

CUSIP	Investment #	Fund	Security Type	Ending Par Value	Beginning Book Value	Average Book Value	Maturity Date	Current Rate	Yield This Period	Adjusted Interest Earnings		
										Interest Earned	Amortization/ Accretion	Adjusted Interest Earnings
Fund: Building												
3133EN5Q9	10197	BLDG	FAC	5,000,000.00	0.00	2,729,427.48	01/10/2025	4.500	4.502	31,250.00	-952.71	30,297.29
3130ATUC9	10196	BLDG	FAC	10,000,000.00	0.00	5,614,403.17	12/12/2025	4.500	4.225	63,750.00	-5,259.98	58,490.02
912828YE4	10179	BLDG	TRC	5,000,000.00	4,897,389.22	4,904,695.62	08/31/2024	1.250	2.480	15,535.86	14,452.22	29,988.08
2450	10007	BLDG	RRP	28,895,598.70	28,596,410.69	28,696,211.53		4.492	4.228	299,188.01	0.00	299,188.01
700001	10009	BLDG	RR2	39,244,051.99	54,551,086.21	46,166,626.94		4.499	4.202	478,323.78	0.00	478,323.78
3130ANNS5	10176	BLDG	FAC	5,000,000.00	5,000,000.00	5,000,000.00	08/28/2024	0.500	0.507	6,250.00	0.00	6,250.00
3130ALJ70	10172	BLDG	FAC	5,000,000.00	5,000,000.00	5,000,000.00	03/12/2024	0.400	0.406	5,000.00	0.00	5,000.00
3130AMT85	10175	BLDG	FAC	10,000,000.00	10,000,000.00	10,000,000.00	06/28/2024	0.400	0.406	10,000.00	0.00	10,000.00
3130AQCM3	10178	BLDG	FAC	5,000,000.00	5,000,000.00	5,000,000.00	12/20/2024	1.000	1.014	12,500.00	0.00	12,500.00
			Subtotal	113,139,650.69	113,044,886.12	113,111,364.73			0.822	921,797.65	8,239.53	930,037.18
Fund: 2020 Bond Series												
700006A	10164	BOND20	RR2	34,245,002.57	34,276,975.61	34,153,678.87		4.499	4.232	356,361.83	0.00	356,361.83
			Subtotal	34,245,002.57	34,276,975.61	34,153,678.87			1.043	356,361.83	0.00	356,361.83
Fund: Debt Service												
700004	10010	DS	RR2	22,197,365.87	17,375,399.46	22,605,809.61		4.499	4.261	237,519.28	0.00	237,519.28
1291-01	10141	DS	RR5	20.97	20.75	20.82		4.570	4.285	0.22	0.00	0.22
			Subtotal	22,197,386.84	17,375,420.21	22,605,830.44			1.051	237,519.50	0.00	237,519.50
Fund: Operating												
3135G04Z3	10200	OPER	FAC	7,500,000.00	0.00	2,844,478.31	06/17/2025	0.500	4.286	3,958.33	26,105.21	30,063.54
3135G03U5	10194	OPER	FAC	5,000,000.00	4,712,662.00	4,727,523.93	04/22/2025	0.625	3.247	7,812.50	30,035.33	37,847.83
3133ENYX2	10193	OPER	FAC	5,000,000.00	4,999,796.19	4,999,812.51	06/17/2024	3.250	3.298	40,625.00	32.99	40,657.99
3133ENZ94	10199	OPER	FAC	10,000,000.00	0.00	4,569,246.90	11/18/2024	4.500	4.484	52,500.00	-1,976.45	50,523.55
3133EN7J3	10201	OPER	FAC	7,500,000.00	0.00	2,241,872.31	02/02/2026	3.875	4.368	23,411.46	737.08	24,148.54
91282CCC3	10181	OPER	TRC	6,000,000.00	5,801,045.49	5,818,093.38	05/15/2024	0.250	2.611	3,729.29	33,721.10	37,450.39
91282ZT0	10182	OPER	TRC	5,000,000.00	4,626,283.53	4,644,928.38	05/31/2025	0.250	3.490	3,090.66	36,879.92	39,970.58
91282CAW1	10180	OPER	TRC	6,000,000.00	5,878,349.54	5,894,209.41	11/15/2023	0.250	2.415	3,729.29	31,371.18	35,100.47

Collin Co Comm College Dist.
Interest Earnings
December 1, 2022 - February 28, 2023

CUSIP	Investment #	Fund	Security Type	Ending Par Value	Beginning Book Value	Average Book Value	Maturity Date	Current Rate	Yield This Period	Adjusted Interest Earnings		
										Interest Earned	Amortization/ Accretion	Adjusted Interest Earnings
Fund: Operating												
5450	10008	OPER	RRP	11,572,591.39	11,452,767.60	11,492,737.50		4.492	4.228	119,823.79	0.00	119,823.79
700003	10011	OPER	RR2	110,995,700.83	18,521,114.63	73,238,290.24		4.499	4.326	781,231.59	0.00	781,231.59
7828	10012	OPER	RR3	119,829.89	139,669.16	112,169.34				0.00	0.00	0.00
3134GXZT4	10183	OPER	FAC	5,000,000.00	5,000,000.00	5,000,000.00	07/14/2025	4.000	4.056	50,000.00	0.00	50,000.00
31422XMV1	10177	OPER	FAC	5,000,000.00	5,000,000.00	5,000,000.00	10/04/2024	0.500	0.507	6,250.00	0.00	6,250.00
3133EL5J9	10167	OPER	FAC	5,000,000.00	5,000,000.00	5,000,000.00	09/01/2023	0.300	0.304	3,750.00	0.00	3,750.00
3133EL6U3	10169	OPER	FAC	5,000,000.00	5,000,000.00	5,000,000.00	09/14/2023	0.280	0.284	3,500.00	0.00	3,500.00
1291-00	10142	OPER	RR5	5,249,669.48	5,193,802.78	5,212,589.46		4.570	4.347	55,866.70	0.00	55,866.70
80285QND8	10184	OPER	ACP	0.00	9,962,255.55	4,768,970.74	01/13/2023	3.160	3.210	0.00	37,744.45	37,744.45
20772KAE9	10163	OPER	MC1	0.00	3,005,330.92	1,501,292.35	01/15/2023	2.990	1.522	10,963.33	-5,330.92	5,632.41
22533UPH0	10186	OPER	ACP	0.00	9,928,500.00	8,636,080.56	02/17/2023		3.358	0.00	71,500.00	71,500.00
63873KQD2	10188	OPER	ACP	10,000,000.00	9,904,516.67	9,947,109.72	03/13/2023		3.435	0.00	84,250.00	84,250.00
78009BR61	10190	OPER	ACP	10,000,000.00	9,872,950.00	9,918,829.17	04/06/2023		3.711	0.00	90,750.00	90,750.00
Subtotal				219,937,791.59	123,999,044.06	180,568,234.20			0.889	1,170,241.94	435,819.89	1,606,061.83
Fund: Stabilization												
3133EN6A3	10198	STABL	FAC	10,000,000.00	0.00	4,792,809.82	01/13/2026	4.000	4.026	48,888.89	-1,312.64	47,576.25
912828Y61	10192	STABL	TRC	5,000,000.00	4,987,806.48	4,990,099.06	07/31/2023	2.750	3.116	33,807.31	4,534.78	38,342.09
700005	10050	STABL	RR2	36,791,012.30	46,394,047.71	41,754,885.42		4.499	4.211	433,509.03	0.00	433,509.03
80285QND8	10185	STABL	ACP	0.00	9,962,255.55	4,768,970.74	01/13/2023	3.160	3.210	0.00	37,744.45	37,744.45
22533UPH0	10187	STABL	ACP	0.00	9,928,500.00	8,636,080.56	02/17/2023	3.300	3.358	0.00	71,500.00	71,500.00
63873KQD2	10189	STABL	ACP	10,000,000.00	9,904,516.67	9,947,109.72	03/13/2023	3.370	3.435	0.00	84,250.00	84,250.00
78009BR61	10191	STABL	ACP	10,000,000.00	9,872,950.00	9,918,829.17	04/06/2023	3.630	3.711	0.00	90,750.00	90,750.00
Subtotal				71,791,012.30	91,050,076.41	84,808,784.48			0.948	516,205.23	287,466.59	803,671.82
Total				461,310,843.99	379,746,402.41	435,247,892.71			0.904	3,202,126.15	731,526.01	3,933,652.16

Collin Co Comm College Dist.
Amortization Schedule
December 1, 2022 - February 28, 2023
Sorted By Fund - Fund

Patterson & Associates
 901 S. MoPac
 Suite 195
 Austin, TX 78746
 -

Investment #	Maturity Date	Beginning Par Value				Amounts Amortized				
Issuer	Fund	Amort. Date	Current Rate	Purchase Principal	Original Premium or Discount	Ending Book Value	And Unamortized As of 12/01/2022	Amount Amortized This Period	Amt Amortized Through 02/28/2023	Amount Unamortized Through 02/28/2023
Building										
10197 FFCB Note	BLDG	01/10/2025	5,000,000.00 4.500	5,013,700.00	13,700.00	5,012,747.29	0.00 13,700.00	-952.71	-952.71	12,747.29
10196 FHLB Note	BLDG	12/12/2025	10,000,000.00 4.500	10,108,500.00	108,500.00	10,103,240.02	0.00 108,500.00	-5,259.98	-5,259.98	103,240.02
10179 T Note	BLDG	08/31/2024	5,000,000.00 1.250	4,860,937.50	-139,062.50	4,911,841.44	36,451.72 -102,610.78	14,452.22	50,903.94	-88,158.56
			Subtotal	19,983,137.50	-16,862.50	20,027,828.75	36,451.72 19,589.22	8,239.53	44,691.25	27,828.75
Operating										
10163 State of Connecticut	OPER	01/15/2023	3,000,000.00 2.990	3,119,340.00	119,340.00	0.00	-114,009.08 5,330.92	-5,330.92	-119,340.00	0.00
10186 Credit Agricole CP	OPER	02/17/2023	10,000,000.00	9,801,083.33	-198,916.67	0.00	127,416.67 -71,500.00	71,500.00	198,916.67	0.00
10193 FFCB Note	OPER	06/17/2024	5,000,000.00 3.250	4,999,750.00	-250.00	4,999,829.18	46.19 -203.81	32.99	79.18	-170.82
10199 FFCB Note	OPER	11/18/2024	10,000,000.00 4.500	10,031,011.40	31,011.40	10,029,034.95	0.00 31,011.40	-1,976.45	-1,976.45	29,034.95
10201 FFCB Note	OPER	02/02/2026	7,500,000.00 3.875	7,472,550.00	-27,450.00	7,473,287.08	0.00 -27,450.00	737.08	737.08	-26,712.92
10167 FFCB Call Note	OPER	09/01/2023 09/01/2021	5,000,000.00 0.300	4,998,500.00	-1,500.00	5,000,000.00	1,500.00 0.00	0.00	1,500.00	0.00
10169 FFCB Call Note	OPER	09/14/2023 09/14/2021	5,000,000.00 0.280	4,995,000.00	-5,000.00	5,000,000.00	5,000.00 0.00	0.00	5,000.00	0.00
10194 FNMA Note	OPER	04/22/2025	5,000,000.00 0.625	4,673,949.80	-326,050.20	4,742,697.33	38,712.20 -287,338.00	30,035.33	68,747.53	-257,302.67
10200 FNMA Note	OPER	06/17/2025	7,500,000.00 0.500	6,906,450.00	-593,550.00	6,932,555.21	0.00 -593,550.00	26,105.21	26,105.21	-567,444.79
10188 Natixis NY CP	OPER	03/13/2023	10,000,000.00	9,774,397.22	-225,602.78	9,988,766.67	130,119.45 -95,483.33	84,250.00	214,369.45	-11,233.33
10190 Royal Bank of Canada CP	OPER	04/06/2023	10,000,000.00	9,732,791.67	-267,208.33	9,963,700.00	140,158.33 -127,050.00	90,750.00	230,908.33	-36,300.00
10184 Santander UK CP	OPER	01/13/2023	10,000,000.00 3.160	9,840,244.44	-159,755.56	0.00	122,011.11 -37,744.45	37,744.45	159,755.56	0.00

Collin Co Comm College Dist.
Amortization Schedule
December 1, 2022 - February 28, 2023

Investment #	Maturity Date	Beginning Par Value				Amounts Amortized				
Issuer	Fund	Amort. Date	Current Rate	Purchase Principal	Original Premium or Discount	Ending Book Value	And Unamortized As of 12/01/2022	Amount Amortized This Period	Amt Amortized Through 02/28/2023	Amount Unamortized Through 02/28/2023
Operating										
10180 T Note	OPER	11/15/2023	6,000,000.00 0.250	5,808,984.38	-191,015.62	5,909,720.72	69,365.16 -121,650.46	31,371.18	100,736.34	-90,279.28
10181 T Note	OPER	05/15/2024	6,000,000.00 0.250	5,726,484.38	-273,515.62	5,834,766.59	74,561.11 -198,954.51	33,721.10	108,282.21	-165,233.41
10182 T Note	OPER	05/31/2025	5,000,000.00 0.250	4,557,031.25	-442,968.75	4,663,163.45	69,252.28 -373,716.47	36,879.92	106,132.20	-336,836.55
Subtotal				102,437,567.87	-2,562,432.13	80,537,521.18	664,133.42 -1,898,298.71	435,819.89	1,099,953.31	-1,462,478.82
Stabilization										
10187 Credit Agricole CP	STABL	02/17/2023	10,000,000.00 3.300	9,801,083.33	-198,916.67	0.00	127,416.67 -71,500.00	71,500.00	198,916.67	0.00
10198 FFCB Note	STABL	01/13/2026	10,000,000.00 4.000	10,032,100.00	32,100.00	10,030,787.36	0.00 32,100.00	-1,312.64	-1,312.64	30,787.36
10189 Natixis NY CP	STABL	03/13/2023	10,000,000.00 3.370	9,774,397.22	-225,602.78	9,988,766.67	130,119.45 -95,483.33	84,250.00	214,369.45	-11,233.33
10191 Royal Bank of Canada CP	STABL	04/06/2023	10,000,000.00 3.630	9,732,791.67	-267,208.33	9,963,700.00	140,158.33 -127,050.00	90,750.00	230,908.33	-36,300.00
10185 Santander UK CP	STABL	01/13/2023	10,000,000.00 3.160	9,840,244.44	-159,755.56	0.00	122,011.11 -37,744.45	37,744.45	159,755.56	0.00
10192 T Note	STABL	07/31/2023	5,000,000.00 2.750	4,981,054.69	-18,945.31	4,992,341.26	6,751.79 -12,193.52	4,534.78	11,286.57	-7,658.74
Subtotal				54,161,671.35	-838,328.65	34,975,595.29	526,457.35 -311,871.30	287,466.59	813,923.94	-24,404.71
Total				176,582,376.72	-3,417,623.28	135,540,945.22	1,227,042.49 -2,190,580.79	731,526.01	1,958,568.50	-1,459,054.78



Collin Co Comm College Dist.
Projected Cashflow Report
Sorted by Monthly
For the Period March 1, 2023 - September 30, 2023

Patterson & Associates
901 S. MoPac
Suite 195
Austin, TX 78746
-

Projected Trans. Date	Investment #	Fund	Security ID	Transaction Type	Issuer	Par Value	Original Cost	Principal	Interest	Total
March 2023										
03/01/2023	10167	OPER	3133EL5J9	Interest	FFCB Call Note	0.00	0.00	0.00	7,500.00	7,500.00
03/12/2023	10172	BLDG	3130ALJ70	Interest	FHLB Call Note	0.00	0.00	0.00	10,000.00	10,000.00
03/12/2023	10172	BLDG	3130ALJ70	Call	FHLB Call Note	5,000,000.00	5,000,000.00	5,000,000.00	0.00	5,000,000.00
03/13/2023	10188	OPER	63873KQD2	Maturity	Natixis NY CP	10,000,000.00	9,774,397.22	10,000,000.00	0.00	10,000,000.00
03/13/2023	10189	STABL	63873KQD2	Maturity	Natixis NY CP	10,000,000.00	9,774,397.22	10,000,000.00	0.00	10,000,000.00
03/14/2023	10169	OPER	3133EL6U3	Interest	FFCB Call Note	0.00	0.00	0.00	7,000.00	7,000.00
03/20/2023	10178	BLDG	3130AQCM3	Call	FHLB Call Note	5,000,000.00	5,000,000.00	5,000,000.00	0.00	5,000,000.00
03/28/2023	10175	BLDG	3130AMT85	Call	FHLB Call Note	10,000,000.00	10,000,000.00	10,000,000.00	0.00	10,000,000.00
Total for March 2023						40,000,000.00	39,548,794.44	40,000,000.00	24,500.00	40,024,500.00
April 2023										
04/04/2023	10177	OPER	31422XMV1	Interest	FRMAC Call Note	0.00	0.00	0.00	12,500.00	12,500.00
04/04/2023	10177	OPER	31422XMV1	Call	FRMAC Call Note	5,000,000.00	5,000,000.00	5,000,000.00	0.00	5,000,000.00
04/06/2023	10190	OPER	78009BR61	Maturity	Royal Bank of Canada CP	10,000,000.00	9,732,791.67	10,000,000.00	0.00	10,000,000.00
04/06/2023	10191	STABL	78009BR61	Maturity	Royal Bank of Canada CP	10,000,000.00	9,732,791.67	10,000,000.00	0.00	10,000,000.00
04/22/2023	10194	OPER	3135G03U5	Interest	FNMA Note	0.00	0.00	0.00	15,625.00	15,625.00
Total for April 2023						25,000,000.00	24,465,583.34	25,000,000.00	28,125.00	25,028,125.00
May 2023										
05/15/2023	10180	OPER	91282CAW1	Interest	T Note	0.00	0.00	0.00	7,500.00	7,500.00
05/15/2023	10181	OPER	91282CCC3	Interest	T Note	0.00	0.00	0.00	7,500.00	7,500.00
05/18/2023	10199	OPER	3133ENZ94	Interest	FFCB Note	0.00	0.00	0.00	225,000.00	225,000.00
05/28/2023	10176	BLDG	3130ANNS5	Call	FHLB Call Note	5,000,000.00	5,000,000.00	5,000,000.00	0.00	5,000,000.00
05/31/2023	10182	OPER	912828ZT0	Interest	T Note	0.00	0.00	0.00	6,250.00	6,250.00
Total for May 2023						5,000,000.00	5,000,000.00	5,000,000.00	246,250.00	5,246,250.00
June 2023										
06/12/2023	10196	BLDG	3130ATUC9	Interest	FHLB Note	0.00	0.00	0.00	273,750.00	273,750.00
06/17/2023	10193	OPER	3133ENYX2	Interest	FFCB Note	0.00	0.00	0.00	81,250.00	81,250.00
06/17/2023	10200	OPER	3135G04Z3	Interest	FNMA Note	0.00	0.00	0.00	18,750.00	18,750.00
06/20/2023	10178	BLDG	3130AQCM3	Interest	FHLB Call Note	0.00	0.00	0.00	25,000.00	25,000.00
06/28/2023	10175	BLDG	3130AMT85	Interest	FHLB Call Note	0.00	0.00	0.00	20,000.00	20,000.00

Collin Co Comm College Dist.
Projected Cashflow Report
For the Period March 1, 2023 - September 30, 2023

Projected Trans. Date	Investment #	Fund	Security ID	Transaction Type	Issuer	Par Value	Original Cost	Principal	Interest	Total
Total for June 2023						0.00	0.00	0.00	418,750.00	418,750.00
July 2023										
07/10/2023	10197	BLDG	3133EN5Q9	Interest	FFCB Note	0.00	0.00	0.00	112,500.00	112,500.00
07/13/2023	10198	STABL	3133EN6A3	Interest	FFCB Note	0.00	0.00	0.00	200,000.00	200,000.00
07/14/2023	10183	OPER	3134GXZT4	Interest	FHLMC Call Note	0.00	0.00	0.00	100,000.00	100,000.00
07/14/2023	10183	OPER	3134GXZT4	Call	FHLMC Call Note	5,000,000.00	5,000,000.00	5,000,000.00	0.00	5,000,000.00
07/31/2023	10192	STABL	912828Y61	Maturity	T Note	5,000,000.00	4,981,054.69	5,000,000.00	68,750.00	5,068,750.00
Total for July 2023						10,000,000.00	9,981,054.69	10,000,000.00	481,250.00	10,481,250.00
August 2023										
08/02/2023	10201	OPER	3133EN7J3	Interest	FFCB Note	0.00	0.00	0.00	145,312.50	145,312.50
08/28/2023	10176	BLDG	3130ANNS5	Interest	FHLB Call Note	0.00	0.00	0.00	12,500.00	12,500.00
08/31/2023	10179	BLDG	912828YE4	Interest	T Note	0.00	0.00	0.00	31,250.00	31,250.00
Total for August 2023						0.00	0.00	0.00	189,062.50	189,062.50
September 2023										
09/01/2023	10167	OPER	3133EL5J9	Maturity	FFCB Call Note	5,000,000.00	4,998,500.00	5,000,000.00	7,500.00	5,007,500.00
09/12/2023	10172	BLDG	3130ALJ70	Interest	FHLB Call Note	0.00	0.00	0.00	10,000.00	10,000.00
09/14/2023	10169	OPER	3133EL6U3	Maturity	FFCB Call Note	5,000,000.00	4,995,000.00	5,000,000.00	7,000.00	5,007,000.00
Total for September 2023						10,000,000.00	9,993,500.00	10,000,000.00	24,500.00	10,024,500.00
GRAND TOTALS:						90,000,000.00	88,988,932.47	90,000,000.00	1,412,437.50	91,412,437.50

Collin Co Comm College Dist.
Texas Compliance Change in Val Report
Sorted by Fund
December 1, 2022 - February 28, 2023

Patterson & Associates
 901 S. MoPac
 Suite 195
 Austin, TX 78746
 -

Inv #	Issuer	Fund	Purch Date	Interest Accrual	Beginning Book Value	Purchases/ Additions	Redemptions	Change in Value	Ending Book Value
Cusip	Par Value	YTM	Mat Date	Interest Received	Beginning Market Value				Ending Market Value
Fund: Building									
10007	TXSTAR	BLDG	02/01/2016	299,188.01	28,596,410.69	299,188.01	0.00	299,188.01	28,895,598.70
2450	28,895,598.70	4.491	/ /	299,188.01	28,596,410.69	299,188.01	0.00	299,188.01	28,895,598.70
10009	TXPOOL	BLDG	02/01/2016	478,323.78	54,551,086.21	478,323.78	15,785,358.00	-15,307,034.22	39,244,051.99
700001	39,244,051.99	4.499	/ /	478,323.78	54,551,086.21	478,323.78	15,785,358.00	-15,307,034.22	39,244,051.99
10172	FHLBC	BLDG	03/12/2021	5,000.00	5,000,000.00	0.00	0.00	0.00	5,000,000.00
3130ALJ70	5,000,000.00	0.400	03/12/2024	0.00	4,716,496.00	0.00	0.00	38,290.25	4,754,786.25
10175	FHLBC	BLDG	06/28/2021	10,000.00	10,000,000.00	0.00	0.00	0.00	10,000,000.00
3130AMT85	10,000,000.00	0.400	06/28/2024	20,000.00	9,324,328.10	0.00	0.00	57,264.00	9,381,592.10
10176	FHLBC	BLDG	08/30/2021	6,250.00	5,000,000.00	0.00	0.00	0.00	5,000,000.00
3130ANNS5	5,000,000.00	0.500	08/28/2024	12,500.00	4,641,103.60	0.00	0.00	21,322.55	4,662,426.15
10178	FHLBC	BLDG	12/20/2021	12,500.00	5,000,000.00	0.00	0.00	0.00	5,000,000.00
3130AQCM3	5,000,000.00	1.000	12/20/2024	25,000.00	4,638,286.40	0.00	0.00	12,347.15	4,650,633.55
10179	TNOTE	BLDG	04/18/2022	15,535.86	4,897,389.22	0.00	0.00	14,452.22	4,911,841.44
912828YE4	5,000,000.00	2.466	08/31/2024	31,250.00	4,727,150.00	0.00	0.00	-980.00	4,726,170.00
10196	FHLB	BLDG	01/10/2023	63,750.00	0.00	10,108,500.00	0.00	10,103,240.02	10,103,240.02
3130ATUC9	10,000,000.00	4.098	12/12/2025	0.00	0.00	10,108,500.00	0.00	9,971,014.50	9,971,014.50
10197	FFCB	BLDG	01/11/2023	31,250.00	0.00	5,013,700.00	0.00	5,012,747.29	5,012,747.29
3133EN5Q9	5,000,000.00	4.355	01/10/2025	0.00	0.00	5,013,700.00	0.00	4,954,346.95	4,954,346.95
Sub Totals For: Fund: Building				921,797.65	113,044,886.12	15,899,711.79	15,785,358.00	122,593.32	113,167,479.44
				866,261.79	111,194,861.00	15,899,711.79	15,785,358.00	45,759.19	111,240,620.19

Fund: 2020 Bond Series

Portfolio CCCC

Collin Co Comm College Dist.
Texas Compliance Change in Val Report
December 1, 2022 - February 28, 2023

Inv #	Issuer	Fund	Purch Date	Interest Accrual	Beginning Book Value	Purchases/ Additions	Redemptions	Change in Value	Ending Book Value
Cusip	Par Value	YTM	Mat Date	Interest Received	Beginning Market Value				Ending Market Value
10164	TXPOOL	BOND20	04/29/2020	356,361.83	34,276,975.61	356,361.83	388,334.87	-31,973.04	34,245,002.57
700006A	34,245,002.57	4.499	/ /	356,361.83	34,276,975.61	356,361.83	388,334.87	-31,973.04	34,245,002.57
Sub Totals For: Fund: 2020 Bond Series				356,361.83	34,276,975.61	356,361.83	388,334.87	-31,973.04	34,245,002.57
				356,361.83	34,276,975.61	356,361.83	388,334.87	-31,973.04	34,245,002.57
Fund: Debt Service									
10010	TXPOOL	DS	02/01/2016	237,519.28	17,375,399.46	15,458,919.53	10,636,953.12	4,821,966.41	22,197,365.87
700004	22,197,365.87	4.499	/ /	237,519.28	17,375,399.46	15,458,919.53	10,636,953.12	4,821,966.41	22,197,365.87
10141	TXDAIL	DS	02/04/2019	0.22	20.75	0.22	0.00	0.22	20.97
1291-01	20.97	4.570	/ /	0.22	20.75	0.22	0.00	0.22	20.97
Sub Totals For: Fund: Debt Service				237,519.50	17,375,420.21	15,458,919.75	10,636,953.12	4,821,966.63	22,197,386.84
				237,519.50	17,375,420.21	15,458,919.75	10,636,953.12	4,821,966.63	22,197,386.84
Fund: Operating									
10008	TXSTAR	OPER	02/01/2016	119,823.79	11,452,767.60	119,823.79	0.00	119,823.79	11,572,591.39
5450	11,572,591.39	4.491	/ /	119,823.79	11,452,767.60	119,823.79	0.00	119,823.79	11,572,591.39
10011	TXPOOL	OPER	02/01/2016	781,231.59	18,521,114.63	228,226,700.19	135,752,113.99	92,474,586.20	110,995,700.83
700003	110,995,700.83	4.499	/ /	781,231.59	18,521,114.63	228,226,700.19	135,752,113.99	92,474,586.20	110,995,700.83
10012	JPMCC	OPER	02/01/2016	0.00	139,669.16	88,734,021.57	88,753,860.84	-19,839.27	119,829.89
7828	119,829.89	0.000	/ /	0.00	139,669.16	88,734,021.57	88,753,860.84	-19,839.27	119,829.89
10142	TXDAIL	OPER	02/06/2019	55,866.70	5,193,802.78	55,866.70	0.00	55,866.70	5,249,669.48
1291-00	5,249,669.48	4.570	/ /	55,866.70	5,193,802.78	55,866.70	0.00	55,866.70	5,249,669.48
10163	CONNST	OPER	04/20/2020	10,963.33	3,005,330.92	0.00	3,000,000.00	-3,005,330.92	0.00
20772KAE9	0.00	0.000	01/15/2023	44,850.00	2,995,560.00	0.00	3,000,000.00	-2,995,560.00	0.00
10167	FFCBC	OPER	09/16/2020	3,750.00	5,000,000.00	0.00	0.00	0.00	5,000,000.00
3133EL5J9	5,000,000.00	0.310	09/01/2023	0.00	4,828,296.75	0.00	0.00	47,411.15	4,875,707.90
10169	FFCBC	OPER	09/16/2020	3,500.00	5,000,000.00	0.00	0.00	0.00	5,000,000.00
3133EL6U3	5,000,000.00	0.313	09/14/2023	0.00	4,822,534.25	0.00	0.00	43,424.05	4,865,958.30

Collin Co Comm College Dist.
Texas Compliance Change in Val Report
December 1, 2022 - February 28, 2023

Inv #	Issuer	Fund	Purch Date	Interest Accrual	Beginning Book Value				Ending Book Value
Cusip	Par Value	YTM	Mat Date	Interest Received	Beginning Market Value	Purchases/ Additions	Redemptions	Change in Value	Ending Market Value
10177	FAMCAC	OPER	10/04/2021	6,250.00	5,000,000.00	0.00	0.00	0.00	5,000,000.00
31422XMV1	5,000,000.00	0.500	10/04/2024	0.00	4,628,273.80	0.00	0.00	13,569.55	4,641,843.35
10180	TNOTE	OPER	05/16/2022	3,729.29	5,878,349.54	0.00	0.00	31,371.18	5,909,720.72
91282CAW1	6,000,000.00	2.428	11/15/2023	0.00	5,748,750.00	0.00	0.00	49,686.00	5,798,436.00
10181	TNOTE	OPER	05/16/2022	3,729.29	5,801,045.49	0.00	0.00	33,721.10	5,834,766.59
91282CCC3	6,000,000.00	2.607	05/15/2024	0.00	5,633,436.00	0.00	0.00	25,548.00	5,658,984.00
10182	TNOTE	OPER	06/15/2022	3,090.66	4,626,283.53	0.00	0.00	36,879.92	4,663,163.45
912828ZT0	5,000,000.00	3.423	05/31/2025	0.00	4,532,225.00	0.00	0.00	-3,710.00	4,528,515.00
10183	FHLMCC	OPER	07/14/2022	50,000.00	5,000,000.00	0.00	0.00	0.00	5,000,000.00
3134GXZT4	5,000,000.00	4.000	07/14/2025	100,000.00	4,899,132.45	0.00	0.00	-23,843.85	4,875,288.60
10184	SANTAN	OPER	07/15/2022	0.00	9,962,255.55	0.00	10,000,000.00	-9,962,255.55	0.00
80285QND8	0.00	0.000	01/13/2023	0.00	9,949,140.00	0.00	10,000,000.00	-9,949,140.00	0.00
10186	CRE DAG	OPER	07/15/2022	0.00	9,928,500.00	0.00	10,000,000.00	-9,928,500.00	0.00
22533UPH0	0.00	0.000	02/17/2023	0.00	9,900,890.00	0.00	10,000,000.00	-9,900,890.00	0.00
10188	NATICP	OPER	07/15/2022	0.00	9,904,516.67	0.00	0.00	84,250.00	9,988,766.67
63873KQD2	10,000,000.00	3.501	03/13/2023	0.00	9,865,690.00	0.00	0.00	117,860.00	9,983,550.00
10190	RBCCP	OPER	07/15/2022	0.00	9,872,950.00	0.00	0.00	90,750.00	9,963,700.00
78009BR61	10,000,000.00	3.777	04/06/2023	0.00	9,833,130.00	0.00	0.00	119,710.00	9,952,840.00
10193	FFCB	OPER	07/25/2022	40,625.00	4,999,796.19	0.00	0.00	32.99	4,999,829.18
3133ENYX2	5,000,000.00	3.251	06/17/2024	64,097.22	4,895,987.25	0.00	0.00	-14,587.55	4,881,399.70
10194	FNMA	OPER	08/05/2022	7,812.50	4,712,662.00	0.00	0.00	30,035.33	4,742,697.33
3135G03U5	5,000,000.00	3.150	04/22/2025	0.00	4,574,942.55	0.00	0.00	3,241.45	4,578,184.00
10199	FFCB	OPER	01/19/2023	52,500.00	0.00	10,031,011.40	0.00	10,029,034.95	10,029,034.95
3133ENZ94	10,000,000.00	4.318	11/18/2024	0.00	0.00	10,031,011.40	0.00	9,905,967.90	9,905,967.90
10200	FNMA	OPER	01/23/2023	3,958.33	0.00	6,906,450.00	0.00	6,932,555.21	6,932,555.21
3135G04Z3	7,500,000.00	3.990	06/17/2025	0.00	0.00	6,906,450.00	0.00	6,815,423.48	6,815,423.48

Portfolio CCCC

Collin Co Comm College Dist.
Texas Compliance Change in Val Report
December 1, 2022 - February 28, 2023

Inv #	Issuer	Fund	Purch Date	Interest Accrual	Beginning Book Value				Ending Book Value
Cusip	Par Value	YTM	Mat Date	Interest Received	Beginning Market Value	Purchases/ Additions	Redemptions	Change in Value	Ending Market Value
10201	FFCB	OPER	02/02/2023	23,411.46	0.00	7,472,550.00	0.00	7,473,287.08	7,473,287.08
3133EN7J3	7,500,000.00	4.005	02/02/2026	0.00	0.00	7,472,550.00	0.00	7,354,856.10	7,354,856.10
Sub Totals For: Fund: Operating				1,170,241.94	123,999,044.06	341,546,423.65	247,505,974.83	94,476,268.71	218,475,312.77
				1,165,869.30	122,415,342.22	341,546,423.65	247,505,974.83	94,239,403.70	216,654,745.92
Fund: Stabilization									
10050	TXPOOL	STABL	01/24/2018	433,509.03	46,394,047.71	433,509.03	10,036,544.44	-9,603,035.41	36,791,012.30
700005	36,791,012.30	4.499	/ /	433,509.03	46,394,047.71	433,509.03	10,036,544.44	-9,603,035.41	36,791,012.30
10185	SANTAN	STABL	07/15/2022	0.00	9,962,255.55	0.00	10,000,000.00	-9,962,255.55	0.00
80285QND8	0.00	0.000	01/13/2023	0.00	9,949,140.00	0.00	10,000,000.00	-9,949,140.00	0.00
10187	CREDAG	STABL	07/15/2022	0.00	9,928,500.00	0.00	10,000,000.00	-9,928,500.00	0.00
22533UPHO	0.00	0.000	02/17/2023	0.00	9,900,890.00	0.00	10,000,000.00	-9,900,890.00	0.00
10189	NATICP	STABL	07/15/2022	0.00	9,904,516.67	0.00	0.00	84,250.00	9,988,766.67
63873KQD2	10,000,000.00	3.501	03/13/2023	0.00	9,865,690.00	0.00	0.00	117,860.00	9,983,550.00
10191	RBCCP	STABL	07/15/2022	0.00	9,872,950.00	0.00	0.00	90,750.00	9,963,700.00
78009BR61	10,000,000.00	3.777	04/06/2023	0.00	9,833,130.00	0.00	0.00	119,710.00	9,952,840.00
10192	TNOTE	STABL	07/20/2022	33,807.31	4,987,806.48	0.00	0.00	4,534.78	4,992,341.26
912828Y61	5,000,000.00	3.125	07/31/2023	68,750.00	4,937,695.00	0.00	0.00	15,625.00	4,953,320.00
10198	FFCB	STABL	01/17/2023	48,888.89	0.00	10,032,100.00	0.00	10,030,787.36	10,030,787.36
3133EN6A3	10,000,000.00	3.885	01/13/2026	0.00	0.00	10,032,100.00	0.00	9,842,371.20	9,842,371.20
Sub Totals For: Fund: Stabilization				516,205.23	91,050,076.41	10,465,609.03	30,036,544.44	-19,283,468.82	71,766,607.59
				502,259.03	90,880,592.71	10,465,609.03	30,036,544.44	-19,357,499.21	71,523,093.50
Report Grand Totals:				3,202,126.15	379,746,402.41	383,727,026.05	304,353,165.26	80,105,386.80	459,851,789.21
				3,128,271.45	376,143,191.75	383,727,026.05	304,353,165.26	79,717,657.27	455,860,849.02

Meeder Public Funds, Inc., is a registered investment adviser with the Securities and Exchange Commission (SEC) under the Investment Advisers Act of 1940. Registration with the SEC does not imply a certain level of skill or training. The opinions expressed in this presentation are those of Meeder Public Funds, Inc. The material presented has been derived from sources considered to be reliable, but the accuracy and completeness cannot be guaranteed.

Meeder provides monthly statements for its investment management clients to provide information about the investment portfolio. The information should not be used for audit or confirmation purposes. Please review your custodial statements and report any inaccuracies or discrepancies.

Certain information and data have been supplied by unaffiliated third parties. Although Meeder believes the information is reliable, it cannot warrant the accuracy of information offered by third parties. Market value may reflect prices received from pricing vendors when current market quotations are not available. Prices may not reflect firm bids or offers and may differ from the value at which the security can be sold.

Statements may include positions from unmanaged accounts provided for reporting purposes. Unmanaged accounts are managed directly by the client and are not included in the accounts managed by the investment adviser. This information is provided as a client convenience and the investment adviser assumes no responsibility for performance of these accounts or the accuracy of the data reported.

Investing involves risk. Past performance is no guarantee of future results. Debt and fixed income securities are subject to credit and interest rate risk. The investment return and principal value of an investment will fluctuate so that an investors shares, when redeemed, may be worth more or less than their original cost. Current performance may be lower or higher than the performance data quoted.

Investment advisory services are provided through Meeder Public Funds, Inc. Please contact us if you would like to receive a copy of our current ADV disclosure brochure or privacy policy.

**Meeder Public Funds
Patterson Group**

Barton Oaks Plaza II
901 S. MoPac Expy
Suite 195
Austin, Texas
78746

800.817.2442