




Absence Reason Percentages

[Return to Report Menu](#)

Start Date: 06/01/2025  End Date: 06/03/2025  Type: Absences  School(s):

View All 

Employee Types :

View All
Admin Assistant
Assistant Principal
Assoc Dir SPED

Submit

Print

Absence Reason Type	% Needs Substitute	Absences Needing Substitute	% Does NOT Need Substitute	Absences NOT Needing Substitutes	% of Total Absences	Total Absences
Admin Leave Paid	100.00%	2	0.00%	0	5.56%	2
Bereavement Leave	0.00%	0	100.00%	1	2.78%	1
Personal > Personal Day	0.00%	0	100.00%	1.5	4.17%	1.5
School Program	100.00%	1	0.00%	0	2.78%	1
Sick > Bereavement	100.00%	2	0.00%	0	5.56%	2
Sick > Day - Sick Bank	0.00%	0	100.00%	2	5.56%	2
Sick > Family Illness	0.00%	0	100.00%	1	2.78%	1
Sick > FMLA/LOA	20.00%	1	80.00%	4	13.89%	5
Sick > Personal Illness	22.22%	3	77.78%	10.5	37.50%	13.5
Unpaid or Docked > FMLA	0.00%	0	100.00%	2	5.56%	2
Vacation > Vacation Day	0.00%	0	100.00%	5	13.89%	5
TOTALS	25.00%	9	75.00%	27	100.00%	36