

Bemidji School District
Truth In Taxation
Taxes Payable 2016

December 21, 2015

Presented by:

Chris J. Leinen

Director of Business Services

AGENDA

- Current Budget Discussion
- Taxes Payable 2016
- Public Comment

PART 1

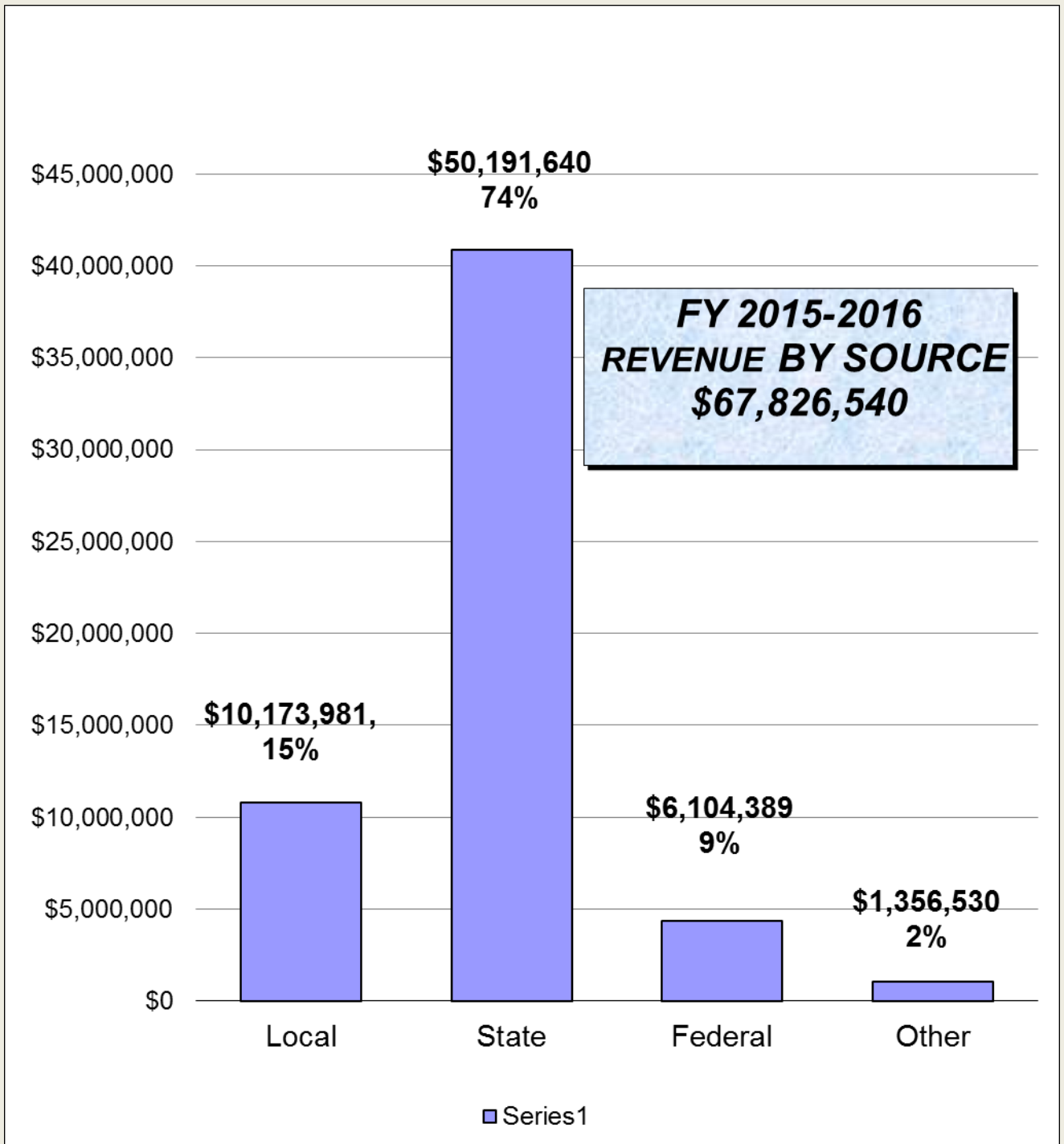
- “Current” Budget Discussion

Audit Budget FY 2014-2015

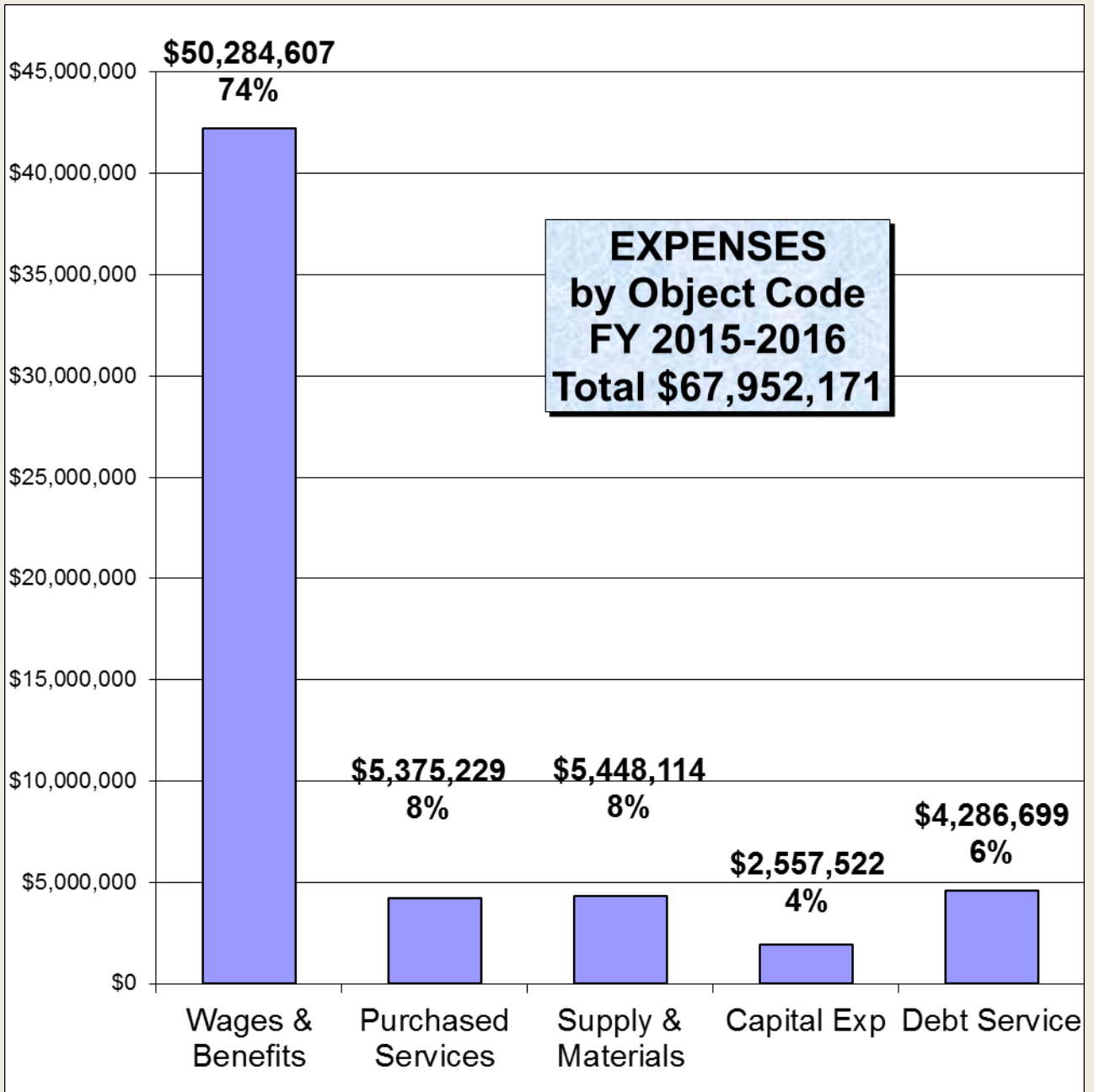
Current Budget FY 2015-2016

Levy Budget FY 2016-2017

Bemidji School District Revenue Budget



Bemidji School District Expense Budget



					BEMIDJI AREA SCHOOLS					
					BUDGET 2015-2016					
					Adopted 6/15/15					
					Projected	PROJECTED	PROJECTED	PROJECTED	PROJECTED	
					Beginning Balance	Revenue	Expenditures	Surplus/Deficit	Ending Balance	
				General Fund General Operations	7/1/2015	2015-2016	2015-2016	2015-2016	6/30/2016	
				Fund 01 General		47,915,341	47,606,280	309,061		
				Fund 10 Special Schools		1,568,681	1,554,463	14,218		
				Fund 20 Federal Programs		3,731,978	3,624,969	107,009		
				GFGO Total	4,117,753	53,216,000	52,785,712	430,288		4,548,041
				Fund 03 Transportation	(308,725)	3,897,288	4,338,166	(440,878)		(749,603)
				Fund 05 Capital Projects	740,008	1,783,600	1,821,920	(38,320)		701,688
				General Fund Total	4,549,036	58,896,888	58,945,798	(48,910)		4,500,126
				Fund 02 Food Service	810,366	3,031,127	3,070,266	(39,139)		771,227
				Fund 04 Community Service	106,924	2,112,020	2,115,507	(3,487)		103,437
				Operating Funds Total	5,466,326	64,040,035	64,131,571	(91,536)		<u>5,374,790</u>
				Fund 07 Debt Service	1,152,785	3,436,505	3,470,600	(34,095)		1,118,690
				OPEB Debt Service	21,728	350,000	350,000	0		21,728
				All Funds Total	6,640,839	67,826,540	67,952,171	(125,631)		6,515,208


BUDGET HIGHLIGHTS

- General Fund (01) projected deficit of \$48,910 is virtually a balanced budget. Staffing changes from the prior year plus one time delays have brought the expenses back in line when combined with new funds from the Local Option and Board Approved levies.
- Food Service (02) \$39,139 deficit due to a shift from free to reduced priced lunch counts.
- Debt Service (07) \$34,095 deficit due to spending the required levy of 105% of anticipated payments.

**AVERAGE DAILY MEMBERSHIP & WEIGHTED ADM -STATE AID
- Pre K thru 12
AS OF 11/5/15**



Enrollment History



- Highest ADM = 5,614 (1996)
- Lowest ADM = 4,610 (2006)
- Current ADM = 4,966 (2015)



PART 2

- PROPOSED 2016 LEVY

TAX LEVY PROCESS

- State Sets Levy Procedures
- MDE & Dept of Revenue
 - Determine Property Valuations
 - Set Tax Levy Limitations
- School Board Taxing Authority
 - State or Voters ONLY
- Variables Effecting Taxes
 - Tax Classification Rates
 - Valuation Changes
 - “Equalization” Formulas
 - Voter and Board Referendum

Tax Levy History

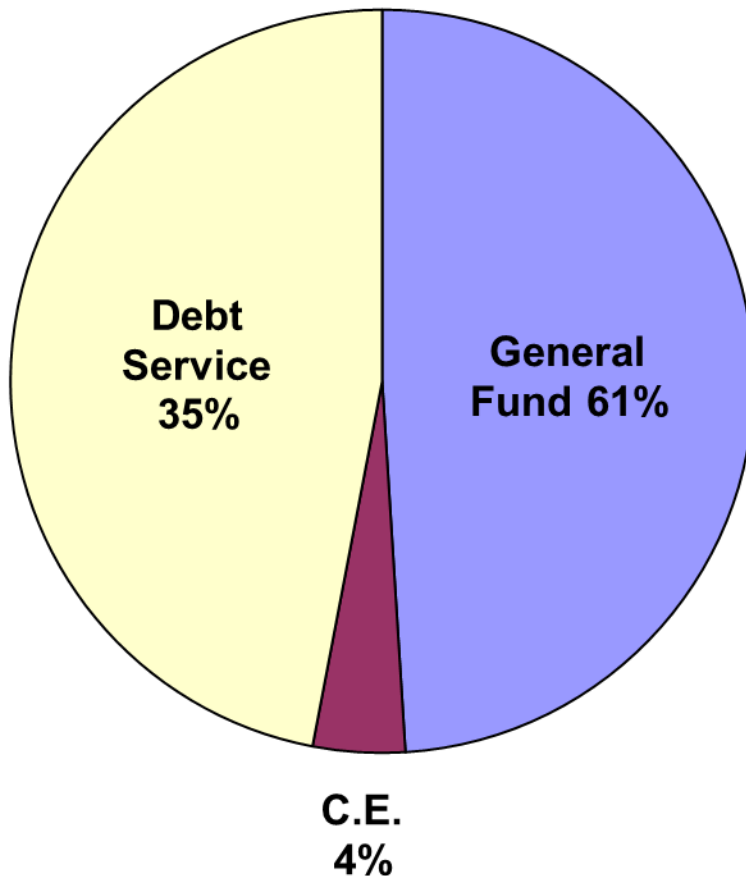
- 2001 \$10,601,071
- 2002 \$4,420,735
- 2003 \$4,942,799
- 2004 \$6,353,306
- 2005 \$6,985,531
- 2006 \$7,611,367
- 2007 \$8,194,299
- 2008 \$8,618,289
- 2009 \$8,838,599
- 2010 \$9,006,564
- 2011 \$8,997,036
- 2012 \$8,997,036
- 2013 \$9,199,625
- 2014 \$8,509,243
- 2015 \$9,144,991
- 2016 \$9,865,533

PROPOSED TAX LEVY 2016

- Levy Authority \$10,922,553
- Proposed Levy \$ 9,865,533
- Total Under Levy \$ 1,057,020
- Levy Change \$ 720,542
- **Percent Change 7.88%**

Bemidji School District Pay 2016 Levy

2016 Levy Breakdown \$9,865,533



Changes in Levy

- General Fund RMV Levy up \$726,724 - New \$180/pupil Voter Approved Operating Referendum Revenue
- H&S levy up by \$420,000 – Partial use of historical under levy authority
- Debt Service Levy down \$531,653 due to scheduled bond payment reductions
- HS & Lincoln Bonds last payment 4/1/19 for \$3,244,500
- Gene Dillon Elementary BMS HVAC first levy date payment 4/1/20 for \$3,180,450

PROPOSED LEVY AND CHANGE

• General Fund	\$6,020,621
• Community Ed	\$ 397,628
• Debt Service	<u>\$3,447,284</u>
• Total Levy	\$9,865,533
• Change from 2015	\$ 720,542
• <u>Percent Change</u>	<u>7.88%</u>

PART 3

PUBLIC COMMENT