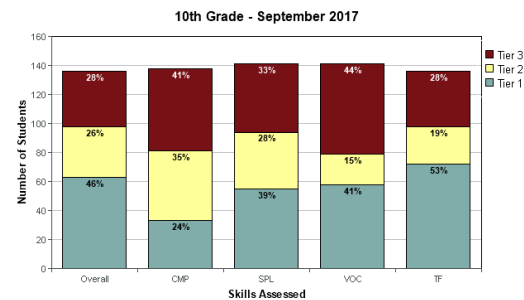
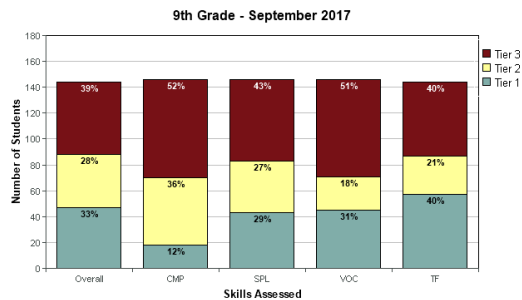


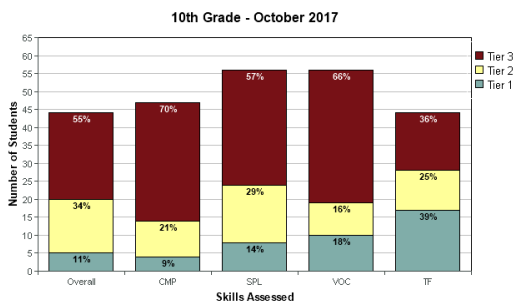
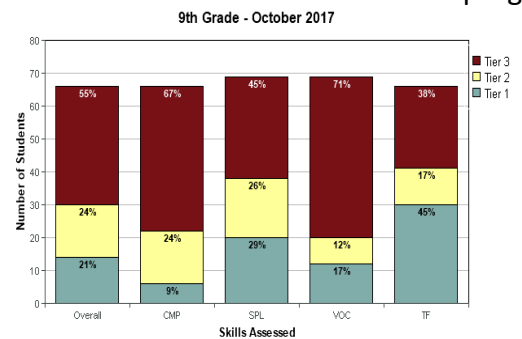
Browning High School
 Board of Trustee Report
 December 5, 2017
 Submitted by John E. Salois

ISIP-Literacy Assessment

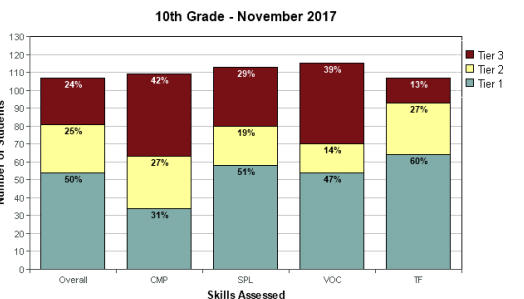
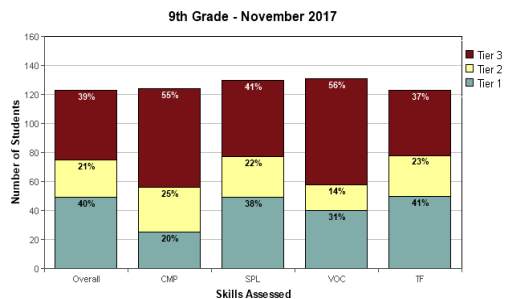
Listed below are the fall benchmark assessments, the October assessment and the November Assessment. While the report does show more students in Tier 1 and two in November as compared to October, we also tested nearly double the number of students. The additional students assessed were in the Tier 2 range at the fall benchmark so their scores should have remained higher than the Tier 3. The good news is that compared to the fall benchmark we are seeing improvement in the overall reading scores (first bar on each graph).



October ISIP was for Tier 3 student progress monitoring only.



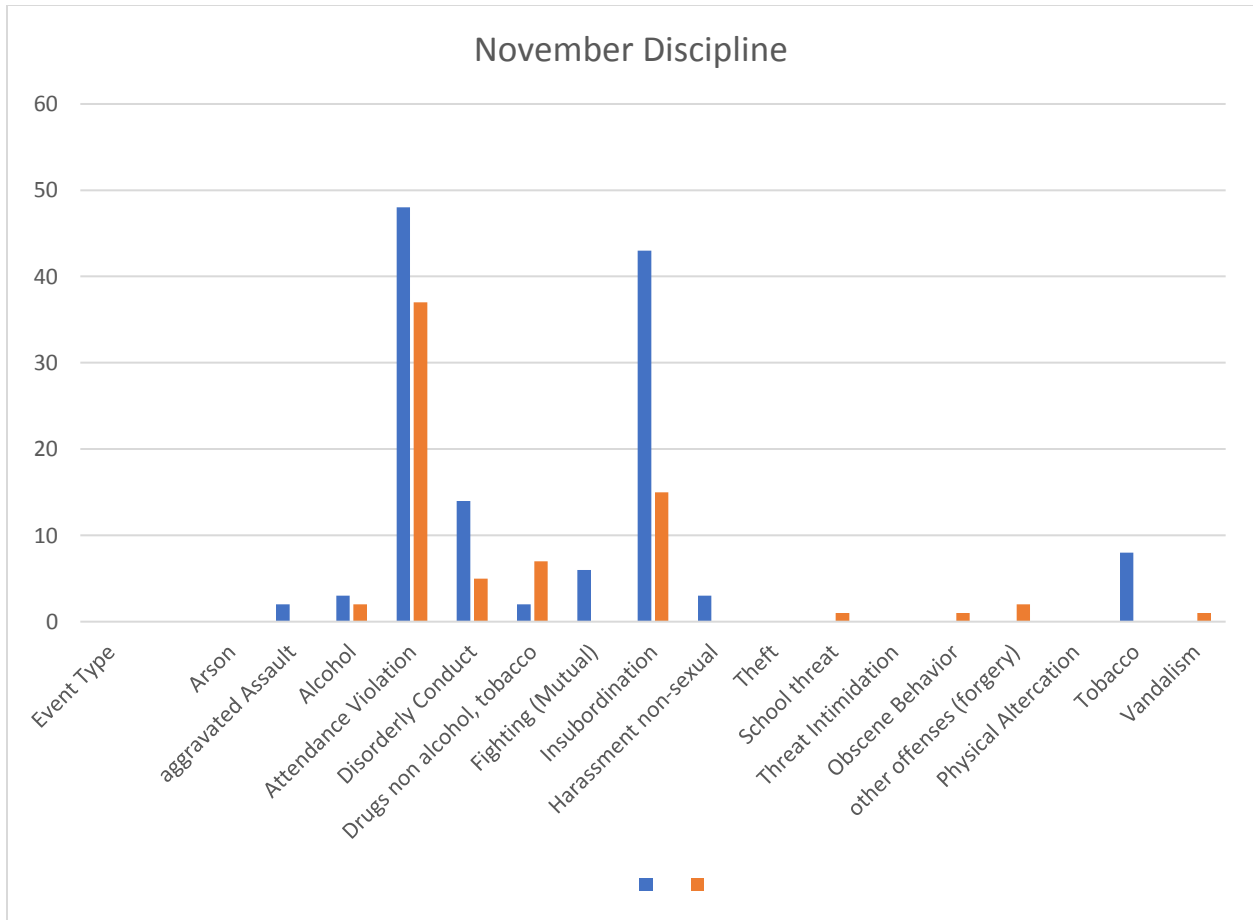
November ISIP assessment was given to both Tier 2 and Tier 3 as per OPI instructions.



Behavior

A comparison of the behavior referrals between last November and this November shows that we have a reduction in overall referrals. We have also had no fights during the month of November this year.

Event Type	November	#of Students	
	16-17	17-18	
Arson		0	0
aggravated Assault		2	0
Alcohol		3	2
Attendance Violation		48	37
Disorderly Conduct		14	5
Drugs non alcohol, tobacco		2	7
Fighting (Mutual)		6	0
Insubordination		43	15
Harassment non-sexual		3	0
Theft		0	0
School threat		0	1
Threat Intimidation		0	0
Obscene Behavior		0	1
other offenses (forgery)		0	2
Physical Altercation		0	0
Tobacco		8	
Vandalism		0	1
Total		100	62



Attendance

Below is the attendance staff and student attendance for November 2017.

Classified Staff: 89.23%

Certified Staff: 90.43%

Staff Average: 89.83%

9th Grade: 84%

10th Grade: 84.11%

11th Grade: 88.33%

12th Grade: 91.06

Student Average: 86.71%

Activities:

In November, we had several activities. We began the month with our 1st Quarter Parent Teacher Conferences. Participation was:

11/7/17:

9th Grade: 20 out of 157-12%

10th Grade: 25 out of 171-15%

11th Grade: 25 out of 146-17%

12th Grade: 18 out of 154-12%

11/9/17

9th Grade: 37 out of 157- 12%

10th Grade: 34 out of 171-20%

11th Grade 28 out of 146- 19%

12th Grade 19 out of 154- 12%

Totals:

9th Grade: 24%

10th Grade: 35%

11th Grade: 36%

12th Grade: 24%

Overall: 206 out of 628 or 32.8% The Total number of students (628) includes those students at the Buffalo Hide Academy, but the number of parents attending does not include their numbers.

For Thanksgiving the high school staff donated food baskets for families in need. Jolene Vance and Mr. Salois delivered 8 baskets on Monday 11/20/17. Three more baskets were delivered on Tuesday 11/21/17. This is in addition to the multiple food baskets donated across the District.