



ISDLAF+ Monthly Statement

Statement for the Account of:
GENEVA C.U.S.D. #304

(10385-116) GENERAL FUND

Statement Period
Dec 1, 2016 to Dec 31, 2016

ACTIVITY SUMMARY

INVESTMENT POOL SUMMARY	LIQ	MAX
Beginning Balance	\$413.60	\$8,686,564.06
Dividends	\$2,958.08	\$1,605.33
Credits	\$29,977,964.32	\$0.00
Checks Paid	\$0.00	\$0.00
Other Debits	(\$27,942,344.78)	(\$8,686,564.06)
Ending Balance	\$2,038,991.22	\$1,605.33
Average Monthly Rate	0.50%	0.55%

PLEASE NOTE: THE FUND WILL BE CLOSED JANUARY 16TH IN OBSERVANCE OF THE MARTIN LUTHER KING, JR. HOLIDAY

TOTAL LIQ AND MAX **\$2,040,596.55**

TOTAL FIXED INCOME **\$37,281,822.11**

ACCOUNT TOTAL **\$39,322,418.66**

GENEVA C.U.S.D. #304
Donna Oberg
227 N. FOURTH ST.
GENEVA, IL 60134



GENEVA C.U.S.D. #304

Statement Period

Dec 1, 2016 to Dec 31, 2016

TRANSACTION ACTIVITY

BEGINNING BALANCE							\$413.60
LIQUID CLASS ACTIVITY							
Transaction	Trade Date	Settle Date	Description	Redemption/Debit	Purchase/Credit	Share Price	Shares this Transaction
2279505	12/01/16	12/01/16	Fund Purchase from FRI Interest SEC - 29329 - AKRON-SUMMIT CNTY OH PUBLIC LIBRARY		\$15,625.00	\$1.00	15,625.000
2281289	12/01/16	12/01/16	Phone Transfer Purchase From Sub-Account - 203		\$15.70	\$1.00	15.700
2284851	12/12/16	12/12/16	Fund Purchase from FRI Maturity CD-226227-1 PATRIOT BANK - OK, OK		\$249,400.00	\$1.00	249,400.000
2284852	12/12/16	12/12/16	Fund Purchase from FRI Maturity CD-226228-1 FARMERS STATE BANK WATERLOO, IA		\$249,400.00	\$1.00	249,400.000
2284879	12/12/16	12/12/16	Fund Purchase from FRI Interest CD-226227-1 PATRIOT BANK - OK, OK		\$563.52	\$1.00	563.520
2284880	12/12/16	12/12/16	Fund Purchase from FRI Interest CD-226228-1 FARMERS STATE BANK WATERLOO, IA		\$567.90	\$1.00	567.900
2285682	12/13/16	12/13/16	Phone Wire Redemption	(\$2,500,000.00)		\$1.00	(2,500,000.000)
2285684	12/13/16	12/13/16	Phone Exchange Purchase		\$1,984,014.28	\$1.00	1,984,014.280
2286382	12/14/16	12/14/16	Phone Redemption for FRI	(\$6,702,549.78)		\$1.00	(6,702,549.780)
2286384	12/14/16	12/14/16	Phone Exchange Purchase		\$6,702,549.78	\$1.00	6,702,549.780
2287723	12/16/16	12/16/16	Fund Purchase from FRI Maturity CD-226218-1 BANK OF THE WEST, CA		\$7,500,000.00	\$1.00	7,500,000.000
2287735	12/16/16	12/16/16	Fund Purchase from FRI Interest CD-226218-1 BANK OF THE WEST, CA		\$15,909.91	\$1.00	15,909.910
2288914	12/20/16	12/20/16	Fund Purchase from Term Series TS-231244-1 ISDLAF+ TERM SERIES, IL		\$11,500,000.00	\$1.00	11,500,000.000
2288929	12/20/16	12/20/16	Fund Purchase from Term Series Interest TS-231244-1 ISDLAF+ TERM SERIES, IL		\$12,533.43	\$1.00	12,533.430
2289639	12/21/16	12/21/16	Fund Purchase from FRI Maturity CD-204782-1 CAPITAL BANK NA, MD		\$246,500.00	\$1.00	246,500.000
2289660	12/21/16	12/21/16	Fund Purchase from FRI Interest CD-204782-1 CAPITAL BANK NA, MD		\$3,451.00	\$1.00	3,451.000
2289684	12/21/16	12/21/16	Fund Purchase from FRI Maturity SEC - 37504 - Bank Of India Certificate of Deposit		\$249,000.00	\$1.00	249,000.000

Questions? Please call 630 657 6400

LIQUID CLASS ACTIVITY

Transaction	Trade Date	Settle Date	Description	Redemption/Debit	Purchase/Credit	Share Price	Shares this Transaction
2289696	12/21/16	12/21/16	Fund Purchase from FRI Interest SEC - 37504 - Bank Of India Certificate of Deposit		\$679.12	\$1.00	679.120
2292169	12/27/16	12/27/16	Fund Purchase from FRI Maturity SEC - 37501 - Synovus Bank Certificate of Deposit		\$249,000.00	\$1.00	249,000.000
2292212	12/27/16	12/27/16	Fund Purchase from FRI Interest SEC - 32986 - Webbank Certificate of Deposit		\$204.66	\$1.00	204.660
2292245	12/27/16	12/27/16	Fund Purchase from FRI Interest SEC - 37501 - Synovus Bank Certificate of Deposit		\$697.88	\$1.00	697.880
2292269	12/27/16	12/27/16	Phone Wire Redemption	(\$2,500,000.00)		\$1.00	(2,500,000.000)
2292709	12/28/16	12/28/16	Fund Purchase from FRI Maturity SEC - 37503 - Pinnacle Bank Certificate of Deposit		\$249,000.00	\$1.00	249,000.000
2292726	12/28/16	12/28/16	Fund Purchase from FRI Interest SEC - 37503 - Pinnacle Bank Certificate of Deposit		\$112.56	\$1.00	112.560
2293487	12/29/16	12/29/16	Fund Purchase from FRI Interest SEC - 37508 - Cardinal Bank Certificate of Deposit		\$624.21	\$1.00	624.210
2293498	12/29/16	12/29/16	Fund Purchase from FRI Interest SEC - 37500 - Pacific City Bank Certificate of Deposit		\$122.79	\$1.00	122.790
2293523	12/29/16	12/29/16	Fund Purchase from FRI Maturity SEC - 37508 - Cardinal Bank Certificate of Deposit		\$249,000.00	\$1.00	249,000.000
2293564	12/29/16	12/29/16	Phone Wire Redemption	(\$336,960.00)		\$1.00	(336,960.000)
2293565	12/29/16	12/29/16	Phone Wire Redemption	(\$2,180,475.00)		\$1.00	(2,180,475.000)
2293566	12/29/16	12/29/16	Phone Wire Redemption	(\$5,005,000.00)		\$1.00	(5,005,000.000)
2293567	12/29/16	12/29/16	Phone Wire Redemption	(\$7,000,000.00)		\$1.00	(7,000,000.000)
2293568	12/29/16	12/29/16	Phone Wire Redemption	(\$73,485.00)		\$1.00	(73,485.000)
2293569	12/29/16	12/29/16	Phone Wire Redemption	(\$171,400.00)		\$1.00	(171,400.000)
2293570	12/29/16	12/29/16	Phone Wire Redemption	(\$1,472,475.00)		\$1.00	(1,472,475.000)
2294180	12/30/16	12/30/16	Fund Purchase from FRI Maturity CD-226226-1 INDUSTRIAL & COMMERCIAL BANK OF CHINA, NY		\$249,200.00	\$1.00	249,200.000
2294192	12/30/16	12/30/16	Fund Purchase from FRI Interest CD-226226-1 INDUSTRIAL & COMMERCIAL BANK OF CHINA, NY		\$741.47	\$1.00	741.470
2294212	12/30/16	12/30/16	Fund Purchase from FRI Maturity SEC - 33705 - First Niagara Bank Certificate of Deposit		\$248,000.00	\$1.00	248,000.000
2294235	12/30/16	12/30/16	Fund Purchase from FRI Interest SEC - 33705 - First Niagara Bank Certificate of Deposit		\$1,051.11	\$1.00	1,051.110
2295641	12/31/16	12/31/16	Dividend Reinvest		\$2,958.08	\$1.00	2,958.080
TOTALS FOR PERIOD				(\$27,942,344.78)	\$29,980,922.40		2,038,577.620
ENDING BALANCE							\$2,038,991.22




GENEVA C.U.S.D. #304

Statement Period

Dec 1, 2016 to Dec 31, 2016

TRANSACTION ACTIVITY

							BEGINNING BALANCE	\$8,686,564.06
MAX CLASS ACTIVITY								
Transaction	Trade Date	Settle Date	Description	Redemption/Debit	Purchase/Credit	Share Price	Shares this Transaction	
2285683	12/13/16	12/13/16	Phone Exchange Redemption	(\$1,984,014.28)		\$1.00	(1,984,014.280)	
2286383	12/14/16	12/14/16	Phone Exchange Redemption	(\$6,702,549.78)		\$1.00	(6,702,549.780)	
2298171	12/31/16	12/31/16	Dividend Reinvest		\$1,605.33	\$1.00	1,605.330	
TOTALS FOR PERIOD				(\$8,886,564.06)	\$1,605.33		(8,884,958.730)	
ENDING BALANCE								\$1,605.33




GENEVA C.U.S.D. #304

Statement Period
Dec 1, 2016 to Dec 31, 2016

SDA / MMA TRANSACTION ACTIVITY

BANK OF CHINA			BEGINNING BALANCE			\$0.00
Transaction	Date		Deposits	Withdrawals	Interest / Adjust	Balance
142893	12/14/16	Deposit	\$6,702,549.78			\$6,702,549.78
143529	12/31/16	Interest			\$1,818.00	\$6,704,367.78
TOTALS FOR PERIOD			\$6,702,549.78	\$0.00	\$1,818.00	
			ENDING BALANCE			\$6,704,367.78



GENEVA C.U.S.D. #304


Statement Period

Dec 1, 2016 to Dec 31, 2016

FIXED INCOME INVESTMENTS

MATURITIES

Type	M	Holding ID	Settle Date	Transaction Date	Maturity Date	Description	Cost	Face/Par
CD	M	226227-1	06/15/16	12/12/16	12/12/16	CD-226227-1 PATRIOT BANK - OK, OK	\$249,400.00	\$249,963.52
CD	M	226228-1	06/15/16	12/12/16	12/12/16	CD-226228-1 FARMERS STATE BANK WATERLOO, IA	\$249,400.00	\$249,967.90
CD	M	226218-1	06/15/16	12/16/16	12/16/16	CD-226218-1 BANK OF THE WEST, CA	\$7,500,000.00	\$7,515,909.91
TS	M	231244-1	09/09/16	12/20/16	12/20/16	TS-231244-1 ISDLAF+ TERM SERIES, IL	\$11,500,000.00	\$11,512,533.43
CD	M	204782-1	12/22/14	12/21/16	12/21/16	CD-204782-1 CAPITAL BANK NA, MD	\$246,500.00	\$249,951.00
DTC	M	37504	06/23/16	12/21/16	12/21/16	SEC - 37504 - Bank Of India Certificate of Deposit	\$249,123.20	\$249,000.00
DTC	M	37501	06/24/16	12/27/16	12/27/16	SEC - 37501 - Synovus Bank Certificate of Deposit	\$249,139.26	\$249,000.00
DTC	M	37503	06/28/16	12/28/16	12/28/16	SEC - 37503 - Pinnacle Bank Certificate of Deposit	\$249,124.68	\$249,000.00
DTC	M	37508	06/29/16	12/29/16	12/29/16	SEC - 37508 - Cardinal Bank Certificate of Deposit	\$249,062.28	\$249,000.00
CD	M	226226-1	06/15/16	12/30/16	12/30/16	CD-226226-1 INDUSTRIAL & COMMERCIAL BANK OF CHINA, NY	\$249,200.00	\$249,941.47
DTC	M	33705	12/31/14	12/30/16	12/30/16	SEC - 33705 - First Niagara Bank Certificate of Deposit	\$248,981.21	\$248,000.00
Totals for Period:							\$21,239,930.63	\$21,272,287.23



GENEVA C.U.S.D. #304

FIXED INCOME INVESTMENTS

Statement Period
Dec 1, 2016 to Dec 31, 2016

INTEREST				
Type	Holding ID	Transaction Date	Description	Interest
SEC	29329	12/01/16	SEC - 29329 - AKRON-SUMMIT CNTY OH PUBLIC LIBRARY	\$15,625.00
CD	226227-1	12/12/16	CD-226227-1 PATRIOT BANK - OK, OK	\$563.52
CD	226228-1	12/12/16	CD-226228-1 FARMERS STATE BANK WATERLOO, IA	\$567.90
CD	226218-1	12/16/16	CD-226218-1 BANK OF THE WEST, CA	\$15,909.91
TS	231244-1	12/20/16	TS-231244-1 ISDLAF+ TERM SERIES, IL	\$12,533.43
CD	204782-1	12/21/16	CD-204782-1 CAPITAL BANK NA, MD	\$3,451.00
DTC	37504	12/21/16	SEC - 37504 - Bank Of India Certificate of Deposit	\$679.12
DTC	32986	12/27/16	SEC - 32986 - Webbank Certificate of Deposit	\$204.66
DTC	37501	12/27/16	SEC - 37501 - Synovus Bank Certificate of Deposit	\$697.88
DTC	37503	12/28/16	SEC - 37503 - Pinnacle Bank Certificate of Deposit	\$112.56
DTC	37500	12/29/16	SEC - 37500 - Pacific City Bank Certificate of Deposit	\$122.79
DTC	37508	12/29/16	SEC - 37508 - Cardinal Bank Certificate of Deposit	\$624.21
CD	226226-1	12/30/16	CD-226226-1 INDUSTRIAL & COMMERCIAL BANK OF CHINA, NY	\$741.47
DTC	33705	12/30/16	SEC - 33705 - First Niagara Bank Certificate of Deposit	\$1,051.11
SDA	143529	12/31/16	Savings Deposit Account - Bank of China	\$1,818.00
Totals for Period:				\$54,702.56



GENEVA C.U.S.D. #304

Statement Period
Dec 1, 2016 to Dec 31, 2016

CURRENT PORTFOLIO

Type	Code	Holding ID	Trade	Settle	Maturity	Description	Cost	Rate	Face/Par	Market Value
LIQ				12/31/16		LIQ Account Balance	\$2,038,991.22	0.500%	\$2,038,991.22	\$2,038,991.22
MAX				12/31/16		MAX Account Balance	\$1,605.33	0.550%	\$1,605.33	\$1,605.33
SDA	6	143529-1		12/31/16		Savings Deposit Account - Bank of China	\$6,704,367.78	0.550%	\$6,704,367.78	\$6,704,367.78
CD	N	228657-1	07/22/16	07/22/16	01/24/17	ROCKFORD B&TC	\$249,000.00	0.393%	\$249,498.04	\$249,000.00
TS	10	231180-1	09/09/16	09/09/16	01/25/17	ISDLAF+ TERM SERIES	\$2,250,000.00	0.390%	\$2,253,317.68	\$2,250,000.00
TS	10	226483-1	06/17/16	06/17/16	01/26/17	ISDLAF+ TERM SERIES	\$2,500,000.00	0.430%	\$2,506,567.81	\$2,500,000.00
SEC	15	29322-1	02/27/13	03/04/13	02/01/17	PASSAIC CNTY NJ (4.000%) 702725MP4	\$568,685.00	0.450%	\$500,000.00	\$501,115.00
SEC	15	29323-1	02/27/13	03/04/13	02/15/17	IRVING TX INDEP SCH DIST (5.000%) 463813SN6	\$300,341.55	0.450%	\$255,000.00	\$256,190.85
CD	N	230948-1	09/07/16	09/07/16	02/22/17	UNITED SECURITY BANK	\$249,400.00	0.441%	\$249,906.70	\$249,400.00
CD	N	230949-1	09/07/16	09/07/16	02/22/17	SECURITY STATE BANK	\$249,400.00	0.441%	\$249,906.63	\$249,400.00
CD	N	230950-1	09/07/16	09/07/16	02/22/17	CITIZENS STATE BANK - TX	\$249,500.00	0.409%	\$249,969.32	\$249,500.00
CD	N	230951-1	09/07/16	09/07/16	02/22/17	EDGAR COUNTY B&TC	\$249,500.00	0.400%	\$249,959.36	\$249,500.00
TS	10	231274-1	09/09/16	09/09/16	02/22/17	ISDLAF+ TERM SERIES	\$1,500,000.00	0.400%	\$1,502,728.78	\$1,500,000.00
TS	10	226470-1	06/17/16	06/17/16	02/23/17	ISDLAF+ TERM SERIES	\$2,500,000.00	0.470%	\$2,508,080.14	\$2,500,000.00
TS	10	229695-1	08/12/16	08/12/16	03/13/17	ISDLAF+ TERM SERIES	\$2,500,000.00	0.380%	\$2,505,543.84	\$2,500,000.00
DTC	N	37499-1	06/15/16	06/22/16	03/22/17	Santander Bank, N.A. / Sovereign Bank Certificate of Deposit (0.650%) 80280JNR8	\$248,166.25	0.560%	\$248,000.00	\$247,990.82
DTC	N	32986-1	09/17/14	09/26/14	03/27/17	Webbank Certificate of Deposit (1.000%) 947547GZ2	\$249,289.08	0.953%	\$249,000.00	\$249,176.79
DTC	N	37500-1	06/15/16	06/29/16	03/29/17	Pacific City Bank Certificate of Deposit (0.600%) 69406PCE7	\$249,167.26	0.510%	\$249,000.00	\$248,994.27
CD	N	226220-1	06/15/16	06/15/16	04/05/17	FINANCIAL FEDERAL BANK	\$248,700.00	0.600%	\$249,901.94	\$248,700.00
CD	N	226221-1	06/15/16	06/15/16	04/05/17	FARMERS & MERCHANTS UNION BANK	\$249,000.00	0.491%	\$249,984.64	\$249,000.00
CD	N	226222-1	06/15/16	06/15/16	04/05/17	LANDMARK COMMUNITY BANK	\$249,000.00	0.491%	\$249,984.64	\$249,000.00
CD	N	226223-1	06/15/16	06/15/16	04/05/17	BREMER BANK, NA	\$248,900.00	0.541%	\$249,984.67	\$248,900.00
CD	N	226224-1	06/15/16	06/15/16	04/05/17	PRUDENTIAL SAVINGS BANK	\$248,100.00	0.491%	\$249,081.26	\$248,100.00
CD	N	226225-1	06/15/16	06/15/16	04/05/17	ENTERPRISE BANK & TRUST	\$248,000.00	0.499%	\$248,996.22	\$248,000.00

Questions? Please call 630 657 6400

CURRENT PORTFOLIO

Type	Code	Holding ID	Trade	Settle	Maturity	Description	Cost	Rate	Face/Par	Market Value
DTC	N	37498-1	06/15/16	06/29/16	04/05/17	Everbank Certificate of Deposit (0.650%) 29976DM98	\$248,170.49	0.560%	\$248,000.00	\$248,005.46
CD	N	224362-1	05/19/16	05/19/16	05/03/17	ROYAL BUSINESS BANK	\$248,600.00	0.553%	\$249,915.42	\$248,600.00
CD	N	224363-1	05/19/16	05/19/16	05/03/17	CFG COMMUNITY BANK	\$248,700.00	0.543%	\$249,990.06	\$248,700.00
CD	N	224364-1	05/19/16	05/19/16	05/03/17	FLAGLER BANK	\$248,800.00	0.492%	\$249,970.44	\$248,800.00
CD	N	224365-1	05/19/16	05/19/16	05/03/17	HIGH PLAINS BANK	\$248,800.00	0.491%	\$249,968.06	\$248,800.00
CD	N	224366-1	05/19/16	05/19/16	05/03/17	BANK 7	\$247,400.00	0.566%	\$248,738.90	\$247,400.00
CD	1	224521-1	05/24/16	05/24/16	05/03/17	EAST WEST BANK	\$1,250,000.00	0.511%	\$1,256,025.02	\$1,250,000.00
CD	N	230533-1	08/31/16	08/31/16	05/17/17	USAMERIBANK	\$249,080.00	0.519%	\$249,997.34	\$249,080.00
CD	N	230534-1	08/31/16	08/31/16	05/17/17	UNITED BANK	\$249,160.00	0.470%	\$249,990.97	\$249,160.00
CD	N	230535-1	08/31/16	08/31/16	05/17/17	ORRSTOWN BANK	\$249,160.00	0.470%	\$249,991.03	\$249,160.00
CD	N	230536-1	08/31/16	08/31/16	05/17/17	FARMERS EXCHANGE BANK	\$249,160.00	0.470%	\$249,991.03	\$249,160.00
CD	N	224351-1	05/19/16	05/19/16	05/31/17	MODERN BANK, NATIONAL ASSOCIATION	\$146,000.00	0.751%	\$147,132.03	\$146,000.00
CD	N	224352-1	05/19/16	05/19/16	05/31/17	BANK OF THE OZARKS	\$100,000.00	0.638%	\$100,662.87	\$100,000.00
CD	N	224353-1	05/19/16	05/19/16	05/31/17	T BANK, NA	\$248,400.00	0.608%	\$249,969.30	\$248,400.00
CD	N	224354-1	05/19/16	05/19/16	05/31/17	STATE BANK OF INDIA (NY)	\$248,400.00	0.607%	\$249,971.45	\$248,400.00
CD	N	224355-1	05/19/16	05/19/16	05/31/17	FIRST CAPITAL BANK	\$248,400.00	0.600%	\$249,939.40	\$248,400.00
CD	N	224356-1	05/19/16	05/19/16	05/31/17	WESTERN ALLIANCE BANK / TORREY PINES BANK	\$248,300.00	0.650%	\$249,967.97	\$248,300.00
CD	N	224357-1	05/19/16	05/19/16	05/31/17	POST OAK BANK, NA	\$248,500.00	0.549%	\$249,907.91	\$248,500.00
CD	N	224358-1	05/19/16	05/19/16	05/31/17	BOFI FEDERAL BANK	\$248,400.00	0.600%	\$249,939.75	\$248,400.00
CD	N	224359-1	05/19/16	05/19/16	05/31/17	HIAWATHA BANK AND TRUST COMPANY	\$248,500.00	0.561%	\$249,940.32	\$248,500.00
CD	N	224360-1	05/19/16	05/19/16	05/31/17	FREEPORT STATE BANK	\$248,600.00	0.541%	\$249,989.64	\$248,600.00
CD	N	224361-1	05/19/16	05/19/16	05/31/17	CENTRUE BANK	\$248,500.00	0.549%	\$249,908.32	\$248,500.00
CD	N	200825-1	08/20/14	08/20/14	08/21/17	SONABANK	\$242,300.00	1.049%	\$249,937.78	\$242,300.00
DTC	N	32558-1	08/20/14	08/28/14	08/28/17	American Express Bank, Fsb Certificate of Deposit (1.250%) 02587CAX8	\$248,703.81	1.154%	\$248,000.00	\$248,436.23
DTC	N	32559-1	08/20/14	08/27/14	08/28/17	Discover Bank Certificate of Deposit (1.350%) 2546714Z0	\$248,702.28	1.254%	\$248,000.00	\$248,823.86
DTC	N	32979-1	09/16/14	09/19/14	09/19/17	GE Capital Bank Certificate of Deposit (1.400%) 36161T2X2	\$248,699.07	1.304%	\$248,000.00	\$248,546.10
DTC	N	32983-1	09/16/14	09/19/14	09/19/17	BMW Bank Of North America Certificate of Deposit (1.350%) 05580AAT1	\$248,325.42	1.305%	\$248,000.00	\$248,493.77
DTC	N	32961-1	09/16/14	09/24/14	09/25/17	Capital One Bank (usa), National Association Certificate of Deposit (1.250%) 140420PG9	\$248,705.44	1.153%	\$248,000.00	\$248,470.21

Questions? Please call 630 657 6400

CURRENT PORTFOLIO

Type	Code	Holding ID	Trade	Settle	Maturity	Description	Cost	Rate	Face/Par	Market Value
DTC	N	32840-1	09/10/14	09/26/14	09/26/17	Investors Bank (mhc) Certificate of Deposit (1.350%) 46176PDH5	\$249,075.88	1.202%	\$248,000.00	\$248,432.76
CD	N	222279-1	03/16/16	03/16/16	03/16/18	CIT BANK / ONEWEST BANK, NA	\$239,300.00	1.110%	\$244,613.99	\$239,300.00
CD	C	222298-1	03/17/16	03/17/16	03/16/18	BANKUNITED NA	\$2,000,000.00	0.901%	\$2,035,994.55	\$2,000,000.00
CD	N	224344-1	05/19/16	05/19/16	05/21/18	PACIFIC WESTERN BANK	\$241,500.00	0.910%	\$245,903.62	\$241,500.00
CD	N	224345-1	05/19/16	05/19/16	05/21/18	BANK OF CHINA	\$245,900.00	0.815%	\$249,919.10	\$245,900.00
CD	N	224346-1	05/19/16	05/19/16	05/21/18	PREMIER BANK	\$246,000.00	0.802%	\$249,954.30	\$246,000.00
CD	N	224347-1	05/19/16	05/19/16	05/21/18	FIELDPOINT PRIVATE BANK & TRUST	\$246,000.00	0.805%	\$249,971.45	\$246,000.00
CD	N	224348-1	05/19/16	05/19/16	05/21/18	ENERBANK USA	\$246,000.00	0.809%	\$249,991.50	\$246,000.00
CD	N	224349-1	05/19/16	05/19/16	05/21/18	SECURITY BANK	\$246,000.00	0.800%	\$249,947.14	\$246,000.00
CD	N	224350-1	05/19/16	05/19/16	05/21/18	MIDLAND STATES BANK	\$245,900.00	0.828%	\$249,983.26	\$245,900.00
DTC	N	37328-1	05/19/16	05/26/16	05/25/18	Bmo Harris Bank Certificate of Deposit (1.050%) 05581WGE9	\$248,726.95	0.902%	\$248,000.00	\$247,551.12
SEC	15	29329-1	02/28/13	03/05/13	12/01/18	AKRON-SUMMIT CNTY OH PUBLIC LIBRARY (5.000%) 01016MCJ8	\$765,650.00	0.960%	\$625,000.00	\$668,743.75
DTC	N	37236-1	03/16/16	03/24/16	03/25/19	Ally Bank Certificate of Deposit (1.350%) 02006LZE6	\$248,700.65	1.254%	\$248,000.00	\$248,134.17
CD	N	224342-1	05/19/16	05/19/16	05/20/19	BANK OF THE WEST	\$230,600.00	1.372%	\$240,101.71	\$230,600.00
CD	N	224343-1	05/19/16	05/19/16	05/20/19	ALLIANT CREDIT UNION	\$242,400.00	1.012%	\$249,773.10	\$242,400.00
SEC	15	29317-1	02/27/13	03/01/13	10/15/19	BALTIMORE MD REF-CONSOL PUBLIC IMPT-SER B (5.000%) 059189RF9	\$832,606.60	1.050%	\$665,000.00	\$727,503.35
SEC	15	29321-1	02/27/13	03/04/13	02/15/20	LEWISTON ME REF-PUBLIC IMPT-SER A (4.000%) 52850CKJ3	\$494,478.60	1.320%	\$420,000.00	\$445,754.40
Totals for Period:							\$39,322,418.66		\$38,979,374.73	\$38,966,587.24

Weighted Average Portfolio Yield: 0.865 %
 Weighted Average Portfolio Maturity: 219.64 Days

Portfolio Summary:

Type	Allocation (%)	Allocation (\$)	Description
LIQ	5.23%	\$2,038,991.22	Liquid Class Activity
MAX	0.00%	\$1,605.33	MAX Class Activity
CD	34.35%	\$13,381,260.00	Certificate of Deposit
DTC	7.65%	\$2,981,055.56	Certificate of Deposit
SDA	17.21%	\$6,704,367.78	Savings Deposit Account
SEC	6.67%	\$2,599,307.35	Security (see applicable security code)
TS	28.88%	\$11,250,000.00	Term Series

Deposit Codes:

- 1) FHLB
- 6) Promontory
- 10) Term Series
- C) Collateral
- N) Single FEIN

Security Codes:

- 15) Municipal Bond

Questions? Please call 630 657 6400

Note: Weighted Yield & Weighted Average Portfolio Maturity are calculated using "Market Value" and are only based on the fixed rate investments (excluding SDA investments).

"Cost" is comprised of the total amount you paid for the investment including any fees and commissions.

"Rate" is the Net Yield to Maturity.

"Face/Par" is the amount received at maturity.

"Market Value" reflects the market value as reported by an independent third-party pricing service. Certificates of Deposit and Commercial Paper and other assets for which market pricing is not readily available from a third-party pricing service are listed at "Cost".



ISDLAF+ Monthly Statement



About Your Account and Statement

Securities and municipal advisory brokerage services (investments purchased with proceeds from a municipal securities issuance), and investments cleared through our clearing firm, Pershing LLC, are offered through PMA Securities, Inc., a broker-dealer and municipal advisor registered with the SEC and MSRB, and a member of FINRA and SIPC. All other products and brokerage services are generally provided by PMA Financial Network, Inc. Thus, certificates of deposit ("CD"), savings deposit accounts ("SDA") and commercial paper ("CP") may be executed through either PMA entity, as applicable, depending on whether the investment was purchased with proceeds derived from municipal securities. PMA Securities, Inc. and PMA Financial Network, Inc. are operated under common ownership and are affiliated with Prudent Man Advisors, Inc.

Fixed Rate Investment Activity

This section shows all of the fixed term investments purchased and sold, maturities, interest received, and activity. This will include all CD, SDA, CP, securities and money market funds purchased through PMA Financial Network, Inc. or PMA Securities, Inc. as applicable. It also shows the approximate market value of each security whose price is obtained from an independent source believed to be reliable. However, PMA cannot guarantee their accuracy. This data is provided for informational purposes only. Listed values should not be interpreted as an offer to buy or sell at a specific price. CD's and CP are listed at their original cost. Redemption of a CD prior to maturity may result in early withdrawal penalties. Market values are based on the last day of the month for which this report date range is ending. If the run date of this report is prior to the end of the current month, the market values are listed as equivalent to the cost values.

ISDLAF + Activity

This section shows all of the activity in the Liquid and Max Class. The Average Rate represents the average net interest rate over the previous month which is then annualized. Income Summary represents the interest earned for the Month and Fiscal Year to Date.

Information regarding the ISDLAF+ investment objectives, risks, charges and expenses can be found in the ISDLAF+ information statement, which can be obtained at www.isdlafplus.com or by calling PMA at the phone number listed.

An investment in the Multi-Class Series or any Term Series is not a bank deposit and is not insured or guaranteed by the Federal Deposit Insurance Corporation or any other governmental or private agency. Although the Liquid Class and MAX Class of the Multi-Class Series each seeks to maintain a stable value of \$1.00 per share, it is possible to lose money by investing in the Multi-Class Series. It also is possible to lose money by investing in a Term Series, which may impose a substantial penalty for redemption prior to the full term of the Series.

Track Assets

CDs and other assets with the code (TR) are for information purposes only at the request of the client solely as a convenience to such client. PMA did not act as agent for the noted transactions and these assets are "Held Away" from PMA. The client and others should understand that PMA HAS NOT verified the existence, cost, valuation, insurance or collateral associated with any assets Held Away from PMA and PMA will not provide Performance Reporting for such assets. PMA cannot guarantee the accuracy or completeness of the information regarding any assets Held Away from PMA. It is understood that PMA is not responsible for any errors or omissions regarding assets Held Away from PMA and such information is being provided to you at your request on an "as is" basis without warranties or representations of any kind. For more information, you should review the account statements provided by the entity holding the TR investments.

Money Market Fund

The Rate shown for the money market fund represents the average net interest rate over the previous month which is then annualized. Information regarding the money market fund's investment objectives, risks, charges and expenses can be found in the money market fund's prospectus, which can be obtained by calling PMA at the phone numbers listed. The performance data featured represents past performance, which is no guarantee of future results. Investment returns will fluctuate. Current performance may be higher or lower than the performance data quoted. Please call PMA for the most recent performance figures.

The performance data featured represents past performance, which is no guarantee of future results. Investment returns will fluctuate. Current performance may be higher or lower than the performance data quoted. Please call PMA for the most recent performance figures.

Additional Disclosures

All funds, and/or securities are located and safe kept in an account under the client's name at their custodial bank. Any certificates of deposit listed are located in the client's name at the respective bank. Any money market fund shares are held directly with the money market fund. It is recommended that any oral communications be re-confirmed in writing to further protect your rights, including rights under the Securities Investor Protection Act.

Debt Securities

Some debt securities are subject to redemption prior to maturity. In the event of a partial or whole call of a security, the securities call will be automatically selected on a random basis as is customary in the securities industry. The probability that your securities will be selected is proportional to the amount of your holdings relative to the total holdings. Redemption prior to maturity could affect the yield represented. Additional information is available upon request.

A financial statement of PMA Securities, Inc. is available for inspection at its office or a copy will be mailed to you upon written request.

PLEASE ADVISE PMA AND OUR CLEARING FIRM, PERSHING LLC, IMMEDIATELY OF ANY INACCURACY OR DISCREPANCY ON YOUR STATEMENT. FOR A CHANGE OF ADDRESS OR QUESTIONS REGARDING YOUR ACCOUNT, PLEASE NOTIFY YOUR PMA REPRESENTATIVE. ANY ORAL COMMUNICATIONS SHOULD BE RE-CONFIRMED IN WRITING.

How to Contact PMA

Please call (630) 657-6400 or write to us at PMA, 2135 CityGate Lane, 7th Floor, Naperville, Illinois 60563.

How to Contact Pershing, LLC

Please call (201) 413-3330 or write to Pershing, LLC, One Pershing Plaza, Jersey City, New Jersey, 07399

In accordance with FINRA Rule 2267, PMA Securities, Inc. is providing the following information in the event you wish to contact FINRA. You may call (301) 590-6500 or write to FINRA at 1735 K Street NW, Washington, D.C. 20006-1500. In addition to the public disclosure number (800) 289-9999, FINRA provides an investor brochure which describes their Public Disclosure Program. Additional information is also available at www.finra.org.



ISDLAF+ Monthly Statement

Statement for the Account of:
GENEVA C.U.S.D. #304

(10385-203) GENEVA CUSD 304 2001 WORKING CASH (Municipal Advisory Account)

Statement Period
Dec 1, 2016 to Dec 31, 2016

ACTIVITY SUMMARY

INVESTMENT POOL SUMMARY	LIQ	MAX
Beginning Balance	\$15.70	\$0.00
Dividends	\$0.00	\$0.00
Credits	\$0.00	\$0.00
Checks Paid	\$0.00	\$0.00
Other Debits	(\$15.70)	\$0.00
Ending Balance	\$0.00	\$0.00
Average Monthly Rate	0.50%	0.55%

PLEASE NOTE: THE FUND WILL BE CLOSED JANUARY 16TH IN OBSERVANCE OF THE MARTIN LUTHER KING, JR. HOLIDAY

TOTAL LIQ AND MAX **\$0.00**

TOTAL FIXED INCOME **\$0.00**

ACCOUNT TOTAL **\$0.00**

GENEVA C.U.S.D. #304
Donna Oberg
227 N. FOURTH ST.
GENEVA, IL 60134



GENEVA C.U.S.D. #304

Statement Period
Dec 1, 2016 to Dec 31, 2016

TRANSACTION ACTIVITY

BEGINNING BALANCE **\$15.70**

LIQUID CLASS ACTIVITY

Transaction	Trade Date	Settle Date	Description	Redemption/Debit	Purchase/Credit	Share Price	Shares this Transaction
2281288	12/01/16	12/01/16	Phone Transfer Redemption To Sub-Account - 116	(\$15.70)		\$1.00	(15.700)
TOTALS FOR PERIOD				(\$15.70)	\$0.00		(15.700)
ENDING BALANCE							\$0.00



GENEVA C.U.S.D. #304

Statement Period
Dec 1, 2016 to Dec 31, 2016

CURRENT PORTFOLIO

Type	Code	Holding ID	Trade	Settle	Maturity	Description	Cost	Rate	Face/Par	Market Value
LIQ				12/31/16		LIQ Account Balance	\$0.00	0.500%	\$0.00	\$0.00
MAX				12/31/16		MAX Account Balance	\$0.00	0.550%	\$0.00	\$0.00
Totals for Period:							\$0.00		\$0.00	\$0.00

Weighted Average Portfolio Yield: 0.000 %
 Weighted Average Portfolio Maturity: 0.00 Days

Portfolio Summary:

Type	Allocation (%)	Allocation (\$)	Description
LIQ	0.00%	\$0.00	Liquid Class Activity
MAX	0.00%	\$0.00	MAX Class Activity


Note: Weighted Yield & Weighted Average Portfolio Maturity are calculated using "Market Value" and are only based on the fixed rate investments (excluding SDA investments).

Cost is comprised of the total amount you paid for the investment including any fees and commissions.

Rate is the Net Yield to Maturity.

Face/Par is the amount received at maturity.

Market Value reflects the market value as reported by an independent third-party pricing service. Certificates of Deposit and Commercial Paper and other assets for which market pricing is not readily available from a third-party pricing service are listed at "Cost".



ISDLAF+ Monthly Statement



About Your Account and Statement

Securities and municipal advisory brokerage services (investments purchased with proceeds from a municipal securities issuance), and investments cleared through our clearing firm, Pershing LLC, are offered through PMA Securities, Inc., a broker-dealer and municipal advisor registered with the SEC and MSRB, and a member of FINRA and SIPC. All other products and brokerage services are generally provided by PMA Financial Network, Inc. Thus, certificates of deposit ("CD"), savings deposit accounts ("SDA") and commercial paper ("CP") may be executed through either PMA entity, as applicable, depending on whether the investment was purchased with proceeds derived from municipal securities. PMA Securities, Inc. and PMA Financial Network, Inc. are operated under common ownership and are affiliated with Prudent Man Advisors, Inc.

Fixed Rate Investment Activity

This section shows all of the fixed term investments purchased and sold, maturities, interest received, and activity. This will include all CD, SDA, CP, securities and money market funds purchased through PMA Financial Network, Inc. or PMA Securities, Inc. as applicable. It also shows the approximate market value of each security whose price is obtained from an independent source believed to be reliable. However, PMA cannot guarantee their accuracy. This data is provided for informational purposes only. Listed values should not be interpreted as an offer to buy or sell at a specific price. CD's and CP are listed at their original cost. Redemption of a CD prior to maturity may result in early withdrawal penalties. Market values are based on the last day of the month for which this report date range is ending. If the run date of this report is prior to the end of the current month, the market values are listed as equivalent to the cost values.

ISDLAF + Activity

This section shows all of the activity in the Liquid and Max Class. The Average Rate represents the average net interest rate over the previous month which is then annualized. Income Summary represents the interest earned for the Month and Fiscal Year to Date.

Information regarding the ISDLAF+ investment objectives, risks, charges and expenses can be found in the ISDLAF+ information statement, which can be obtained at www.isdlafplus.com or by calling PMA at the phone number listed.

An investment in the Multi-Class Series or any Term Series is not a bank deposit and is not insured or guaranteed by the Federal Deposit Insurance Corporation or any other governmental or private agency. Although the Liquid Class and MAX Class of the Multi-Class Series each seeks to maintain a stable value of \$1.00 per share, it is possible to lose money by investing in the Multi-Class Series. It also is possible to lose money by investing in a Term Series, which may impose a substantial penalty for redemption prior to the full term of the Series.

Track Assets

CDs and other assets with the code (TR) are for information purposes only at the request of the client solely as a convenience to such client. PMA did not act as agent for the noted transactions and these assets are "Held Away" from PMA. The client and others should understand that PMA HAS NOT verified the existence, cost, valuation, insurance or collateral associated with any assets Held Away from PMA and PMA will not provide Performance Reporting for such assets. PMA cannot guarantee the accuracy or completeness of the information regarding any assets Held Away from PMA. It is understood that PMA is not responsible for any errors or omissions regarding assets Held Away from PMA and such information is being provided to you at your request on an "as is" basis without warranties or representations of any kind. For more information, you should review the account statements provided by the entity holding the TR investments.

Money Market Fund

The Rate shown for the money market fund represents the average net interest rate over the previous month which is then annualized. Information regarding the money market fund's investment objectives, risks, charges and expenses can be found in the money market fund's prospectus, which can be obtained by calling PMA at the phone numbers listed. The performance data featured represents past performance, which is no guarantee of future results. Investment returns will fluctuate. Current performance may be higher or lower than the performance data quoted. Please call PMA for the most recent performance figures.

The performance data featured represents past performance, which is no guarantee of future results. Investment returns will fluctuate. Current performance may be higher or lower than the performance data quoted. Please call PMA for the most recent performance figures.

Additional Disclosures

All funds, and/or securities are located and safe kept in an account under the client's name at their custodial bank. Any certificates of deposit listed are located in the client's name at the respective bank. Any money market fund shares are held directly with the money market fund. It is recommended that any oral communications be re-confirmed in writing to further protect your rights, including rights under the Securities Investor Protection Act.

Debt Securities

Some debt securities are subject to redemption prior to maturity. In the event of a partial or whole call of a security, the securities call will be automatically selected on a random basis as is customary in the securities industry. The probability that your securities will be selected is proportional to the amount of your holdings relative to the total holdings. Redemption prior to maturity could affect the yield represented. Additional information is available upon request.

A financial statement of PMA Securities, Inc. is available for inspection at its office or a copy will be mailed to you upon written request.

PLEASE ADVISE PMA AND OUR CLEARING FIRM, PERSHING LLC, IMMEDIATELY OF ANY INACCURACY OR DISCREPANCY ON YOUR STATEMENT. FOR A CHANGE OF ADDRESS OR QUESTIONS REGARDING YOUR ACCOUNT, PLEASE NOTIFY YOUR PMA REPRESENTATIVE. ANY ORAL COMMUNICATIONS SHOULD BE RE-CONFIRMED IN WRITING.

How to Contact PMA

Please call (630) 657-6400 or write to us at PMA, 2135 CityGate Lane, 7th Floor, Naperville, Illinois 60563.

How to Contact Pershing, LLC

Please call (201) 413-3330 or write to Pershing, LLC, One Pershing Plaza, Jersey City, New Jersey, 07399

In accordance with FINRA Rule 2267, PMA Securities, Inc. is providing the following information in the event you wish to contact FINRA. You may call (301) 590-6500 or write to FINRA at 1735 K Street NW, Washington, D.C. 20006-1500. In addition to the public disclosure number (800) 289-9999, FINRA provides an investor brochure which describes their Public Disclosure Program. Additional information is also available at www.finra.org