

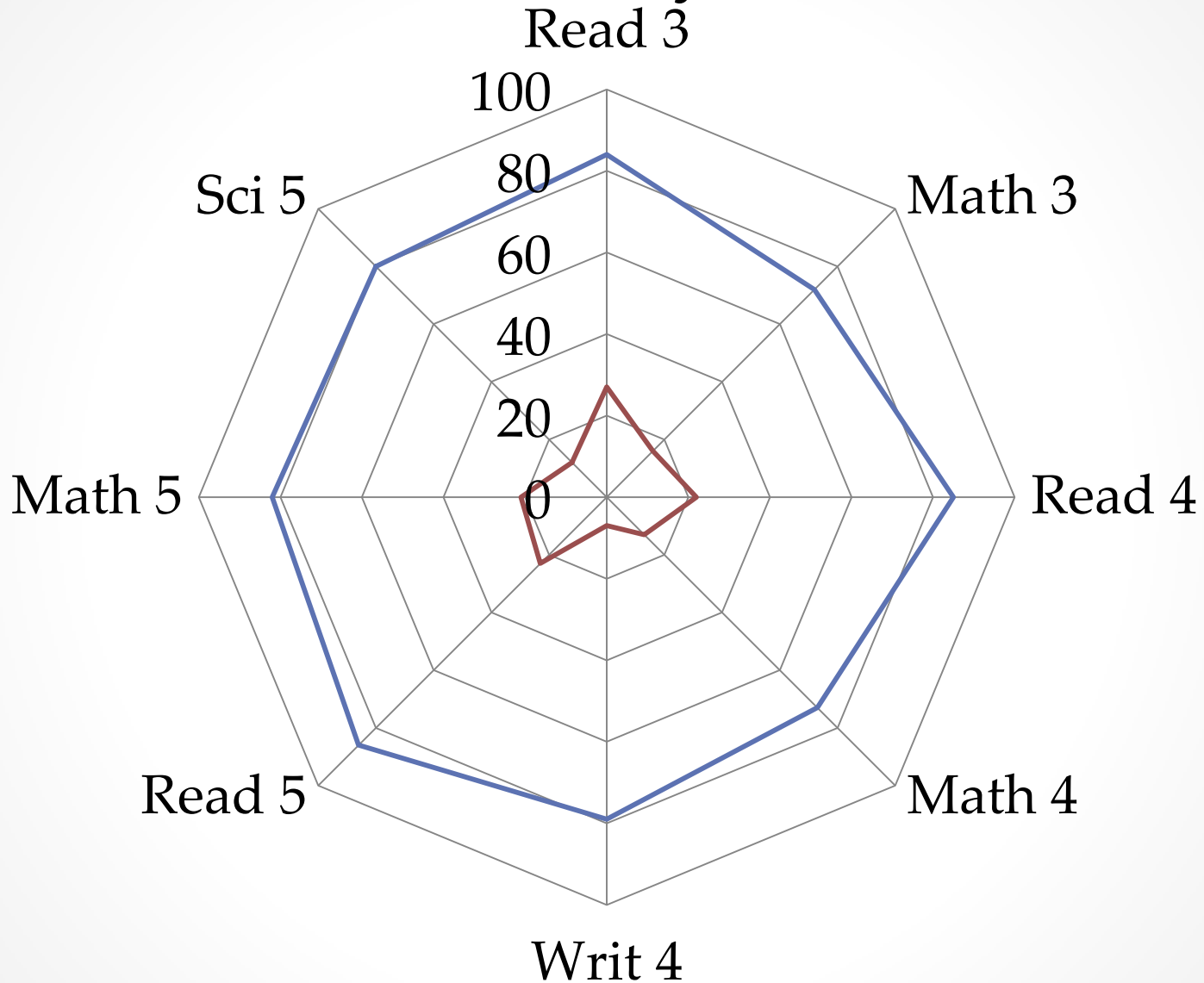
Denton ISD

Board Workshop

2012 STAAR – EOC Results

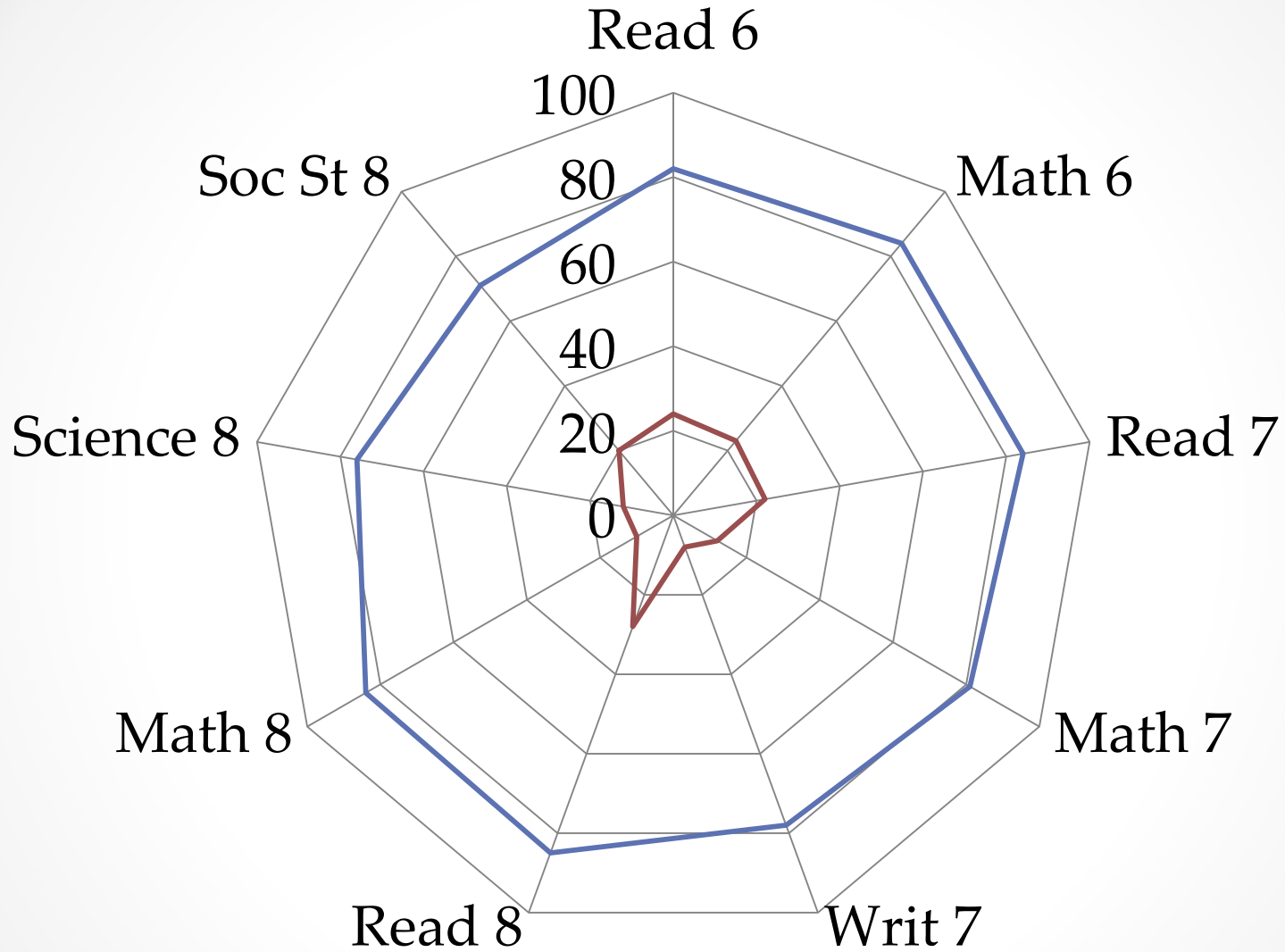
Dr. Mike Mattingly
February 12, 2013

DISD Elementary STAAR 2012




— Level 2 — Level 3

DISD MS STAAR 2012



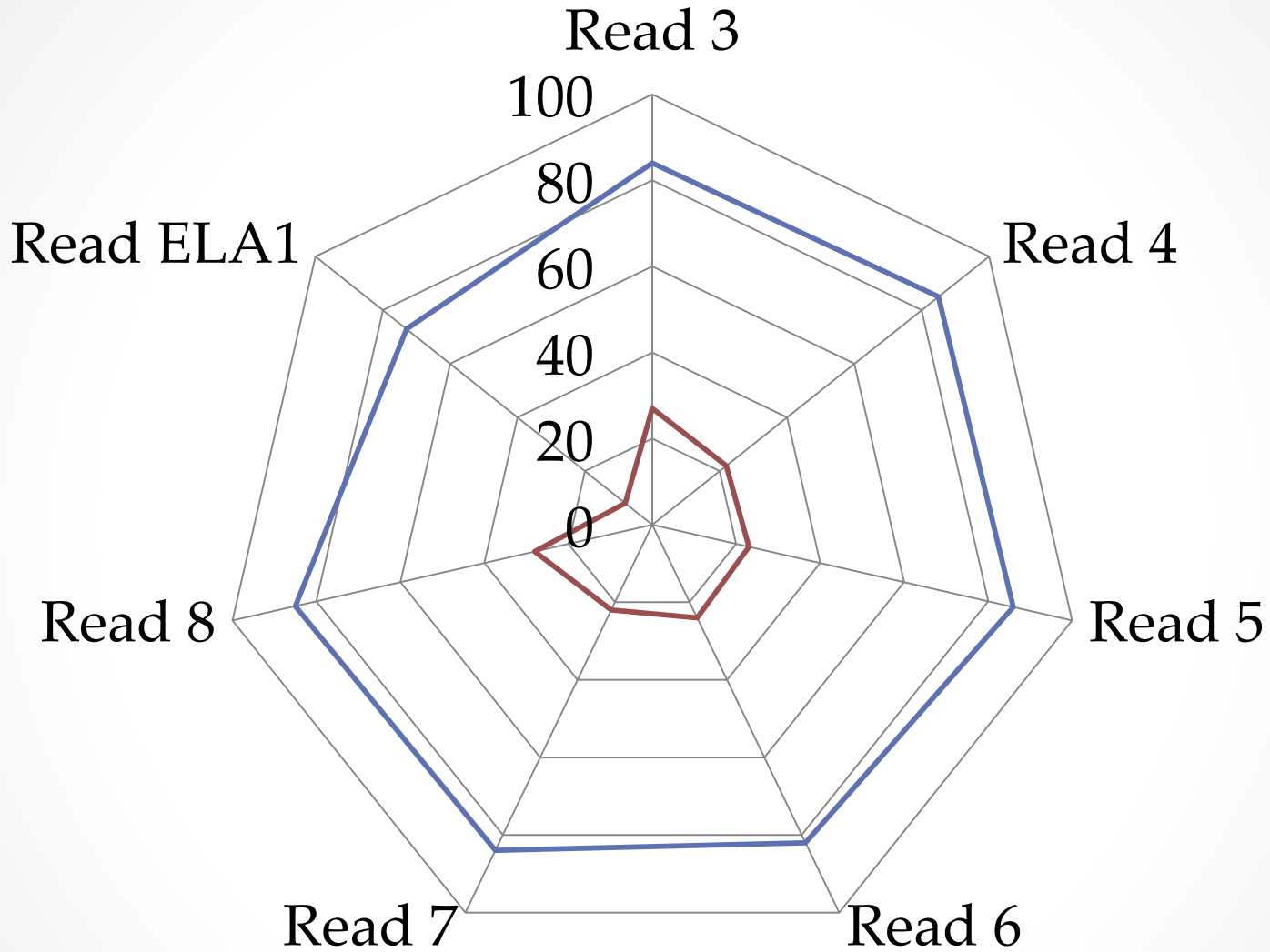
— Level 2 — Level 3

DISD EOC 2012



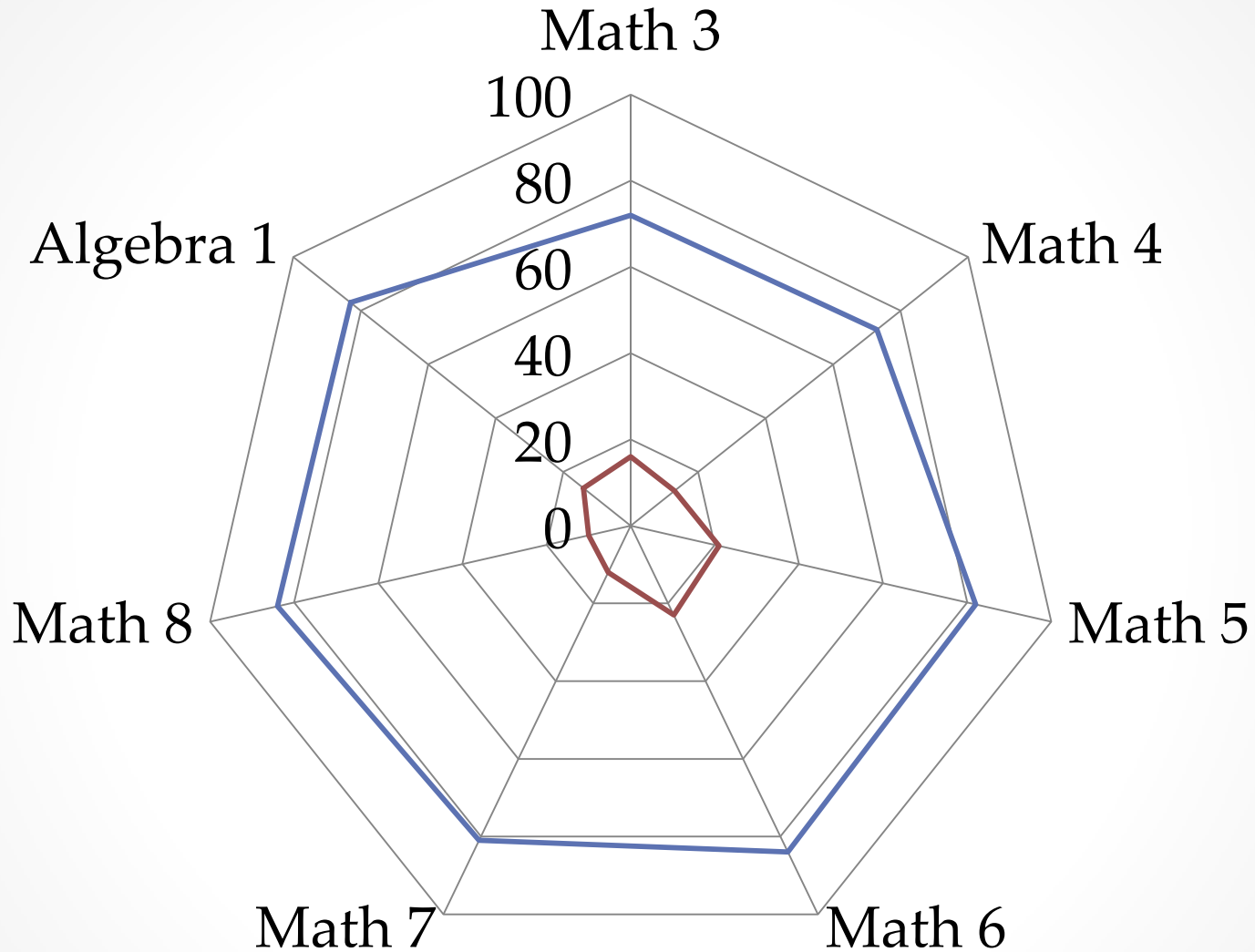
— Level 2 — Level 3

DISD Reading STAAR 2012



— Level 2 — Level 3

DISD Math STAAR 2012



— Level 2 — Level 3

STAAR 2012	Reading 3			
	DISD		State	
Students	Level II	Level III	Level II	Level III
ALL	84.00	27.00	76.00	21.00
STAAR 2012	Math 3			
	DISD		State	
Students	Level II	Level III	Level II	Level III
ALL	72.00	16.00	68.00	15.00
STAAR 2012	Reading 4			
	DISD		State	
Students	Level II	Level III	Level II	Level III
ALL	85.00	22.00	77.00	19.00
STAAR 2012	Math 4			
	DISD		State	
Students	Level II	Level III	Level II	Level III
ALL	73.00	13.00	68.00	13.00
STAAR 2012	Writing 4			
	DISD		State	
Students	Level II	Level III	Level II	Level III
ALL	79.00	7.00	71.00	7.00
STAAR 2012	Reading 5			
	DISD		State	
Students	Level II	Level III	Level II	Level III
ALL	86.00	23.00	77.00	17.00
STAAR 2012	Math 5			
	DISD		State	
Students	Level II	Level III	Level II	Level III
ALL	82.00	21.00	77.00	19.00
STAAR 2012	Science 5			
	DISD		State	
Students	Level II	Level III	Level II	Level III
ALL	80.00	12.00	73.00	12.00

STAAR 2012	Reading 6			
	DISD		State	
Students	Level II	Level III	Level II	Level III
ALL	82.00	24.00	75.00	17.00
STAAR 2012	Math 6			
	DISD		State	
Students	Level II	Level III	Level II	Level III
ALL	84.00	23.00	77.00	19.00
STAAR 2012	Reading 7			
	DISD		State	
Students	Level II	Level III	Level II	Level III
ALL	84.00	22.00	76.00	18.00
STAAR 2012	Math 7			
	DISD		State	
Students	Level II	Level III	Level II	Level III
ALL	81.00	12.00	71.00	11.00
STAAR 2012	Writing 7			
	DISD		State	
Students	Level II	Level III	Level II	Level III
ALL	78.00	8.00	71.00	7.00
STAAR 2012	Reading 8			
	DISD		State	
Students	Level II	Level III	Level II	Level III
ALL	85.00	28.00	80.00	19.00
STAAR 2012	Math 8			
	DISD		State	
Students	Level II	Level III	Level II	Level III
ALL	84.00	10.00	76.00	7.00
STAAR 2012	Social Studies 8			
	DISD		State	
Students	Level II	Level III	Level II	Level III
ALL	71.00	20.00	59.00	12.00

EOC 2012	Algebra 1			
	DISD		State	
Students	Level II	Level III	Level II	Level III
ALL	83.00	14.00	83.00	17.00
EOC 2012	Biology			
	DISD		State	
Students	Level II	Level III	Level II	Level III
ALL	89.00	9.00	87.00	9.00
EOC 2012	English I Reading			
	DISD		State	
Students	Level II	Level III	Level II	Level III
ALL	73.00	8.00	68.00	8.00
EOC 2012	World Geography			
	DISD		State	
Students	Level II	Level III	Level II	Level III
ALL	82.00	15.00	81.00	13.00

STAAR 2012	Reading 3			
	DISD		State	
Students	Level II	Level III	Level II	Level III
ALL	84	27	76	21
Hispanic	75	17	71	14
Am In/Al Nat	77	23	77	20
Asian	93	40	88	41
Af American	73	15	66	12
HI/Pac Islan	*	*	73	17
White	88	32	86	30
2 or More	*	*	83	28
Ec Disadv	72	13	67	11
LEP	70	11	66	10
SpEd	59	12	53	9
At Risk	65	8	63	8

STAAR 2012	Math 3			
	DISD		State	
Students	Level II	Level III	Level II	Level III
ALL	72	16	68	15
Hispanic	60	8	64	10
Am In/Al Nat	85	23	67	15
Asian	95	37	91	41
Af American	51	5	50	6
HI/Pac Islan	*	*	72	14
White	78	20	79	21
2 or More	*	*	74	19
Ec Disadv	57	7	58	8
LEP	57	7	64	10
SpEd	48	8	45	7
At Risk	50	4	55	7

STAAR 2012	Reading 4			
	DISD		State	
Students	Level II	Level III	Level II	Level III
ALL	85	22	77	19
Hispanic	79	15	72	12
Am In/Al Nat	79	36	77	19
Asian	95	36	89	39
Af American	76	13	66	10
HI/Pac Islan	*	*	82	17
White	90	27	88	29
2 or More	85	26	85	27
Ec Disadv	74	11	68	9
LEP	67	8	61	5
SpEd	59	7	51	7
At Risk	69	9	58	5

STAAR 2012	Math 4			
	DISD		State	
Students	Level II	Level III	Level II	Level III
ALL	73	13	68	13
Hispanic	68	8	64	10
Am In/Al Nat	57	29	66	11
Asian	95	46	91	41
Af American	51	6	52	5
HI/Pac Islan	*	*	73	13
White	79	15	78	18
2 or More	63	19	73	18
Ec Disadv	56	6	59	7
LEP	60	7	61	7
SpEd	36	5	41	5
At Risk	58	6	52	6

STAAR 2012	Writing 4			
	DISD		State	
Students	Level II	Level III	Level II	Level III
ALL	79	7	71	7
Hispanic	72	5	67	4
Am In/Al Nat	86	29	68	7
Asian	95	25	87	23
Af American	71	4	61	3
HI/Pac Islan	*	*	75	8
White	83	8	81	11
2 or More	78	7	78	11
Ec Disadv	63	2	61	3
LEP	59	2	54	2
SpEd	45	2	37	2
At Risk	60	2	51	2

STAAR 2012	Reading 5			
	DISD		State	
Students	Level II	Level III	Level II	Level III
ALL	86	23	77	17
Hispanic	78	10	72	11
Am In/Al Nat	91	27	76	16
Asian	96	43	90	39
Af American	74	15	68	10
HI/Pac Islan	*	*	77	19
White	92	29	87	26
2 or More	78	22	85	24
Ec Disadv	75	9	68	8
LEP	61	4	51	3
SpEd	63	6	46	5
At Risk	68	6	55	4

STAAR 2012	Math 5			
	DISD		State	
Students	Level II	Level III	Level II	Level III
ALL	82	21	77	19
Hispanic	79	12	74	14
Am In/Al Nat	90	10	76	16
Asian	100	50	95	53
Af American	63	8	65	9
HI/Pac Islan	*	*	77	19
White	87	27	86	27
2 or More	89	22	83	25
Ec Disadv	74	11	70	10
LEP	74	8	64	7
SpEd	54	6	47	6
At Risk	68	8	59	6

STAAR 2012	Science 5			
	DISD		State	
Students	Level II	Level III	Level II	Level III
ALL	80	12	73	12
Hispanic	70	6	67	7
Am In/Al Nat	91	9	72	13
Asian	92	38	91	32
Af American	59	6	59	5
HI/Pac Islan	*	*	74	13
White	88	16	85	19
2 or More	78	11	81	19
Ec Disadv	67	5	63	6
LEP	51	2	49	3
SpEd	49	5	44	4
At Risk	59	3	51	3

STAAR 2012	Reading 6			
	DISD		State	
Students	Level II	Level III	Level II	Level III
ALL	82	24	75	17
Hispanic	70	13	67	10
Am In/Al Nat	80	10	77	16
Asian	92	48	89	41
Af American	74	12	68	10
HI/Pac Islan	*	*	76	18
White	90	32	86	28
2 or More	*	*	84	25
Ec Disadv	67	8	65	8
LEP	43	1	38	2
SpEd	36	5	36	3
At Risk	54	1	49	3

STAAR 2012	Math 6			
	DISD		State	
Students	Level II	Level III	Level II	Level III
ALL	84	23	77	19
Hispanic	79	14	73	13
Am In/Al Nat	100	33	77	17
Asian	92	60	96	57
Af American	71	12	64	9
HI/Pac Islan	*	*	80	22
White	90	28	87	29
2 or More	*	*	83	26
Ec Disadv	74	10	70	11
LEP	65	7	59	5
SpEd	47	4	41	4
At Risk	62	4	56	5

STAAR 2012	Reading 7			
	DISD		State	
Students	Level II	Level III	Level II	Level III
ALL	84	22	76	18
Hispanic	73	11	70	11
Am In/Al Nat	83	17	80	18
Asian	89	33	89	40
Af American	79	15	70	11
HI/Pac Islan	*	*	76	18
White	90	29	86	28
2 or More	92	8	85	27
Ec Disadv	72	11	67	9
LEP	42	1	37	1
SpEd	35	4	34	3
At Risk	59	3	52	3

STAAR 2012	Math 7			
	DISD		State	
Students	Level II	Level III	Level II	Level III
ALL	81	12	71	11
Hispanic	74	5	65	7
Am In/Al Nat	89	0	73	9
Asian	91	43	93	43
Af American	67	4	56	4
HI/Pac Islan	*	*	77	12
White	88	16	83	18
2 or More	69	8	79	16
Ec Disadv	71	4	61	5
LEP	55	0	45	2
SpEd	42	1	34	2
At Risk	55	0	46	2

STAAR 2012	Writing 7			
	DISD		State	
Students	Level II	Level III	Level II	Level III
ALL	78	8	71	7
Hispanic	64	3	65	3
Am In/Al Nat	72	6	73	5
Asian	87	28	89	29
Af American	73	3	64	3
HI/Pac Islan	*	*	77	7
White	85	12	82	12
2 or More	92	8	81	13
Ec Disadv	60	2	61	2
LEP	36	0	30	0
SpEd	31	0	27	1
At Risk	50	0	45	1

STAAR 2012	Reading 8			
	DISD		State	
Students	Level II	Level III	Level II	Level III
ALL	85	28	80	19
Hispanic	73	10	74	12
Am In/Al Nat	77	31	80	17
Asian	92	34	90	42
Af American	73	14	73	11
HI/Pac Islan	*	*	83	20
White	94	41	90	30
2 or More	91	29	88	28
Ec Disadv	71	14	72	9
LEP	42	0	34	1
SpEd	43	3	40	3
At Risk	61	4	58	3

STAAR 2012	Math 8			
	DISD		State	
Students	Level II	Level III	Level II	Level III
ALL	84	10	76	7
Hispanic	75	4	70	4
Am In/Al Nat	75	17	77	6
Asian	97	31	94	29
Af American	68	4	64	2
HI/Pac Islan	*	*	82	8
White	92	15	87	11
2 or More	82	3	83	9
Ec Disadv	74	4	68	3
LEP	52	0	50	1
SpEd	46	0	44	1
At Risk	62	1	55	1

STAAR 2012	Social Studies 8			
	DISD		State	
Students	Level II	Level III	Level II	Level III
ALL	71	20	59	12
Hispanic	49	9	50	7
Am In/Al Nat	64	27	61	12
Asian	94	40	88	38
Af American	59	10	49	6
HI/Pac Islan	*	*	67	12
White	86	28	74	20
2 or More	79	15	71	20
Ec Disadv	50	10	47	5
LEP	15	0	22	1
SpEd	33	6	25	3
At Risk	38	3	33	2

STAAR 2012	Science 8			
	DISD		State	
Students	Level II	Level III	Level II	Level III
ALL	76	12	70	12
Hispanic	57	4	63	6
Am In/Al Nat	91	0	73	11
Asian	89	31	93	37
Af American	60	3	57	4
HI/Pac Islan	*	*	75	11
White	89	18	84	19
2 or More	79	6	80	19
Ec Disadv	57	6	59	5
LEP	22	0	31	1
SpEd	26	2	32	2
At Risk	42	0	44	2

EOC 2012	Algebra 1			
	DISD		State	
Students	Level II	Level III	Level II	Level III
ALL	83	14	83	17
Hispanic	76	5	79	11
Am In/Al Nat	56	11	84	13
Asian	95	50	97	52
Af American	77	4	75	8
HI/Pac Islan	*	*	89	21
White	88	20	90	24
2 or More	*	*	89	24
Ec Disadv	72	5	76	9
LEP	55	2	60	4
SpEd	45	0	50	3
At Risk	59	3	66	3

EOC 2012	Biology			
	DISD		State	
Students	Level II	Level III	Level II	Level III
ALL	89	9	87	9
Hispanic	82	5	82	4
Am In/Al Nat	78	0	88	9
Asian	98	27	98	33
Af American	84	2	83	4
HI/Pac Islan	*	*	93	10
White	94	13	94	15
2 or More	*	*	93	15
Ec Disadv	78	2	81	3
LEP	59	1	58	1
SpEd	60	0	57	2
At Risk	73	1	73	1

EOC 2012	English I Reading			
	DISD		State	
Students	Level II	Level III	Level II	Level III
ALL	73	8	68	8
Hispanic	58	3	59	4
Am In/Al Nat	67	0	71	8
Asian	87	29	84	23
Af American	61	4	59	4
HI/Pac Islan	*	*	73	9
White	84	11	82	13
2 or More	*	*	79	12
Ec Disadv	52	3	56	3
LEP	25	1	18	0
SpEd	17	0	24	1
At Risk	41	1	42	1

EOC 2012	English I Writing			
	DISD		State	
Students	Level II	Level III	Level II	Level III
ALL	62	3	55	3
Hispanic	45	1	44	1
Am In/Al Nat	67	0	54	2
Asian	87	16	80	15
Af American	47	0	45	1
HI/Pac Islan	*	*	66	3
White	74	5	70	5
2 or More	*	*	68	6
Ec Disadv	39	0	40	1
LEP	14	0	8	0
SpEd	12	0	11	0
At Risk	26	0	26	0

EOC 2012	World Geography			
	DISD		State	
Students	Level II	Level III	Level II	Level III
ALL	82	15	81	13
Hispanic	72	6	75	7
Am In/Al Nat	89	11	83	13
Asian	95	43	96	39
Af American	73	4	71	5
HI/Pac Islan	*	*	87	14
White	89	22	90	23
2 or More	*	*	89	21
Ec Disadv	66	4	72	5
LEP	39	0	43	1
SpEd	39	1	43	2
At Risk	57	3	61	3

* No data reported for fewer than 5 students

STAAR 2012 – Summary Report date: January
2013

EOC 2012 – Summary Report date: January 2013