



## ISDLAF+ Monthly Statement

(10385-116) GENERAL FUND

Statement Period  
Jul 1, 2018 to Jul 31, 2018

Statement for the Account of:  
Geneva C.U.S.D. #304

**ACTIVITY SUMMARY**

**INVESTMENT POOL SUMMARY**

	LIQ	MAX
<b>Beginning Balance</b>	\$3.06	\$6,483,616.85
Dividends	\$181.03	\$8,233.49
Credits	\$15,814,977.23	\$10,473,896.53
Checks Paid	\$0.00	\$0.00
Other Debits	(\$15,814,980.29)	(\$11,999,996.94)
<b>Ending Balance</b>	<b>\$181.03</b>	<b>\$4,965,749.93</b>
Average Monthly Rate	1.83%	1.91%

PLEASE NOTE: THE FUND WILL BE CLOSED  
SEPTEMBER 3RD IN OBSERVANCE OF THE LABOR  
DAY HOLIDAY

**TOTAL LIQ AND MAX**

\$4,965,930.96


**TOTAL FIXED INCOME**

\$38,189,159.77

**ACCOUNT TOTAL**

\$43,155,090.73

**Geneva C.U.S.D. #304**  
Dean Romano  
227 N. FOURTH ST.  
GENEVA, IL 60134




**Geneva C.U.S.D. #304**

**Statement Period**

Jul 1, 2018 to Jul 31, 2018

**TRANSACTION ACTIVITY**

<b>BEGINNING BALANCE</b>						<b>\$3.06</b>
<b>LIQUID CLASS ACTIVITY</b>						
Transaction	Trade Date	Settle Date	Description	Redemption/Debit	Purchase/Credit	Shares this Transaction
2593119	07/10/18	07/10/18	Phone Wire Redemption	(\$4,700,000.00)		(4,700,000.000)
2593121	07/10/18	07/10/18	Phone Exchange Purchase		\$4,699,996.94	4,699,996.940
2594307	07/12/18	07/12/18	Phone Redemption for FRI	(\$4,700,000.00)		(4,700,000.000)
2594309	07/12/18	07/12/18	Phone Exchange Purchase		\$4,700,000.00	4,700,000.000
2596072	07/17/18	07/17/18	Fund Purchase from Term Series TS-253826-1 ISDLAF+ TERM SERIES, IL		\$3,600,000.00	3,600,000.000
2596081	07/17/18	07/17/18	Fund Purchase from Term Series Interest TS-253826-1 ISDLAF+ TERM SERIES, IL		\$10,296.99	10,296.990
2596551	07/18/18	07/18/18	Fund Purchase from Term Series TS-255820-1 ISDLAF+ TERM SERIES, IL		\$2,800,000.00	2,800,000.000
2596558	07/18/18	07/18/18	Fund Purchase from Term Series Interest TS-255820-1 ISDLAF+ TERM SERIES, IL		\$4,683.30	4,683.300
2596715	07/18/18	07/18/18	Phone Exchange Redemption	(\$6,414,980.29)		(6,414,980.290)
2603482	07/31/18	07/31/18	Dividend Reinvest		\$181.03	181.030
<b>TOTALS FOR PERIOD</b>				<b>(\$15,814,980.29)</b>	<b>\$15,815,158.26</b>	<b>177.970</b>
<b>ENDING BALANCE</b>						<b>\$181.03</b>




**Geneva C.U.S.D. #304**

Statement Period  
Jul 1, 2018 to Jul 31, 2018

**TRANSACTION ACTIVITY**

						<b>BEGINNING BALANCE</b>	<b>\$6,483,616.85</b>
<b>MAX CLASS ACTIVITY</b>							
Transaction	Trade Date	Settle Date	Description	Redemption/Debit	Purchase/Credit	Share Price	Shares this Transaction
2593120	07/10/18	07/10/18	Phone Exchange Redemption	(\$4,699,996.94)		\$1.00	(4,699,996.940)
2593716	07/11/18	07/11/18	Harris Local Funds Purchase County Tax Payment		\$4,058,916.24	\$1.00	4,058,916.240
2594308	07/12/18	07/12/18	Phone Exchange Redemption	(\$4,700,000.00)		\$1.00	(4,700,000.000)
2596716	07/18/18	07/18/18	Phone Exchange Purchase		\$6,414,980.29	\$1.00	6,414,980.290
2598801	07/24/18	07/24/18	Phone Wire Redemption	(\$2,600,000.00)		\$1.00	(2,600,000.000)
2604078	07/31/18	07/31/18	Dividend Reinvest		\$8,233.49	\$1.00	8,233.490
<b>TOTALS FOR PERIOD</b>				<b>(\$11,999,996.94)</b>	<b>\$10,482,130.02</b>		<b>(1,517,866.920)</b>
						<b>ENDING BALANCE</b>	<b>\$4,965,749.93</b>




**Geneva C.U.S.D. #304**

**SDA / MMA TRANSACTION ACTIVITY**

**Statement Period**  
Jul 1, 2018 to Jul 31, 2018

<b>BANK OF CHINA</b>			<b>BEGINNING BALANCE</b>			<b>\$2,630,236.42</b>
<b>Transaction</b>	<b>Date</b>		<b>Deposits</b>	<b>Withdrawals</b>	<b>Interest / Adjust</b>	<b>Balance</b>
184732	07/12/18	Deposit	\$4,700,000.00			\$7,330,236.42
186487	07/31/18	Interest			\$9,487.50	\$7,339,723.92
<b>TOTALS FOR PERIOD</b>			<b>\$4,700,000.00</b>	<b>\$0.00</b>	<b>\$9,487.50</b>	
<b>ENDING BALANCE</b>						<b>\$7,339,723.92</b>




Geneva C.U.S.D. #304

Statement Period  
Jul 1, 2018 to Jul 31, 2018

**FIXED INCOME INVESTMENTS**

**MATURITIES**

Type	M	Holding ID	Settle Date	Transaction Date	Maturity Date	Description	Cost	Face/Par
TS	M	253826-1	05/18/18	07/17/18	07/17/18	TS-253826-1 ISDLAF+ TERM SERIES, IL	\$3,600,000.00	\$3,610,296.99
TS	M	255820-1	06/15/18	07/18/18	07/18/18	TS-255820-1 ISDLAF+ TERM SERIES, IL	\$2,800,000.00	\$2,804,683.30
<b>Totals for Period:</b>							<b>\$6,400,000.00</b>	<b>\$6,414,980.29</b>




Geneva C.U.S.D. #304

Statement Period

Jul 1, 2018 to Jul 31, 2018

**FIXED INCOME INVESTMENTS**

<b>INTEREST</b>				
Type	Holding ID	Transaction Date	Description	Interest
TS	253826-1	07/17/18	TS-253826-1 ISDLAF+ TERM SERIES, IL	\$10,296.99
TS	255820-1	07/18/18	TS-255820-1 ISDLAF+ TERM SERIES, IL	\$4,683.30
SDA	186487	07/31/18	Savings Deposit Account - BANK OF CHINA	\$9,487.50
<b>Totals for Period:</b>				<b>\$24,467.79</b>



Geneva C.U.S.D. #304

Statement Period  
Jul 1, 2018 to Jul 31, 2018

**CURRENT PORTFOLIO**

Type	Code	Holdng ID	Trade	Settle	Maturity	Description	Cost	Rate	Face/Par	Market Value
LIQ				07/31/18		LIQ Account Balance	\$181.03	1.830%	\$181.03	\$181.03
MAX				07/31/18		MAX Account Balance	\$4,965,749.93	1.910%	\$4,965,749.93	\$4,965,749.93
SDA	6	186487-1		07/31/18		Savings Deposit Account - BANK OF CHINA	\$7,339,723.92	1.973%	\$7,339,723.92	\$7,339,723.92
TS	10	255831-1	06/15/18	06/15/18	08/22/18	ISDLAF+ TERM SERIES	\$5,800,000.00	1.860%	\$5,820,098.19	\$5,800,000.00
CD	N	255371-1	06/13/18	06/13/18	09/19/18	MODERN BANK, NATIONAL ASSOCIATION	\$248,700.00	1.903%	\$249,970.38	\$248,700.00
CD	N	255372-1	06/13/18	06/13/18	09/19/18	BANK OF RUSTON	\$248,700.00	1.900%	\$249,968.72	\$248,700.00
CD	N	255373-1	06/13/18	06/13/18	09/19/18	ASSOCIATED BANK, NA (N)	\$248,700.00	1.900%	\$249,968.72	\$248,700.00
TS	10	255788-1	06/15/18	06/15/18	09/19/18	ISDLAF+ TERM SERIES	\$2,250,000.00	1.900%	\$2,261,243.84	\$2,250,000.00
SEC	15	29329-1	02/28/13	03/05/13	12/01/18	AKRON-SUMMIT CNTY OH PUBLIC LIBRARY (5.000%) 01016MCJ8	\$765,650.00	0.960%	\$625,000.00	\$632,481.25
CDR	CDR	255850-1	06/21/18	06/21/18	12/20/18	Mid Penn Bank	\$246,430.22	2.060%	\$248,961.50	\$246,430.22
CDR	CDR	255850-10	06/21/18	06/21/18	12/20/18	Suncrest Bank	\$246,430.22	2.060%	\$248,961.50	\$246,430.22
CDR	CDR	255850-11	06/21/18	06/21/18	12/20/18	Mascoma Savings Bank (MHC)	\$246,430.22	2.060%	\$248,961.50	\$246,430.22
CDR	CDR	255850-12	06/21/18	06/21/18	12/20/18	MRV Banks	\$246,430.22	2.060%	\$248,961.50	\$246,430.22
CDR	CDR	255850-13	06/21/18	06/21/18	12/20/18	Union First Market Bank	\$246,430.22	2.060%	\$248,961.50	\$246,430.22
CDR	CDR	255850-14	06/21/18	06/21/18	12/20/18	First State Bank	\$246,430.22	2.060%	\$248,961.50	\$246,430.22
CDR	CDR	255850-15	06/21/18	06/21/18	12/20/18	First National Bank / First, N.A.	\$246,430.22	2.060%	\$248,961.50	\$246,430.22
CDR	CDR	255850-16	06/21/18	06/21/18	12/20/18	FirstCapital Bank of Texas, N.A. / First National Bank of MI	\$246,430.22	2.060%	\$248,961.50	\$246,430.22
CDR	CDR	255850-17	06/21/18	06/21/18	12/20/18	Arvest Bank	\$246,430.22	2.060%	\$248,961.50	\$246,430.22
CDR	CDR	255850-18	06/21/18	06/21/18	12/20/18	Bank of Hope / BBCN Bank	\$246,430.22	2.060%	\$248,961.50	\$246,430.22
CDR	CDR	255850-19	06/21/18	06/21/18	12/20/18	Crestmark Bank	\$246,430.22	2.060%	\$248,961.50	\$246,430.22
CDR	CDR	255850-2	06/21/18	06/21/18	12/20/18	Equity Bank / Patriot Bank	\$246,430.22	2.060%	\$248,961.50	\$246,430.22
CDR	CDR	255850-20	06/21/18	06/21/18	12/20/18	Flagstar Bank, FSB	\$246,430.22	2.060%	\$248,961.50	\$246,430.22
CDR	CDR	255850-21	06/21/18	06/21/18	12/20/18	Wilmington Savings Fund Society, FSB	\$246,430.22	2.060%	\$248,961.50	\$246,430.22
CDR	CDR	255850-22	06/21/18	06/21/18	12/20/18	Bank of America, National Association	\$246,430.22	2.060%	\$248,961.50	\$246,430.22
CDR	CDR	255850-23	06/21/18	06/21/18	12/20/18	Premier Valley Bank	\$246,430.22	2.060%	\$248,961.50	\$246,430.22

Questions? Please call 630 657 6400

**CURRENT PORTFOLIO**

Type	Code	Holding ID	Trade	Settle	Maturity	Description	Cost	Rate	Face/Par	Market Value
CDR	CDR	255850-24	06/21/18	06/21/18	12/20/18	Traditional Bank Inc	\$246,430.22	2.060%	\$248,961.50	\$246,430.22
CDR	CDR	255850-25	06/21/18	06/21/18	12/20/18	Pathfinder Commercial Bank	\$246,430.22	2.060%	\$248,961.50	\$246,430.22
CDR	CDR	255850-26	06/21/18	06/21/18	12/20/18	Bofl Federal Bank	\$246,430.22	2.060%	\$248,961.50	\$246,430.22
CDR	CDR	255850-27	06/21/18	06/21/18	12/20/18	BOKF, National Association	\$246,430.22	2.060%	\$248,961.50	\$246,430.22
CDR	CDR	255850-28	06/21/18	06/21/18	12/20/18	Mariborough Savings Bank	\$246,430.22	2.060%	\$248,961.50	\$246,430.22
CDR	CDR	255850-29	06/21/18	06/21/18	12/20/18	First Carolina Bank	\$246,430.22	2.060%	\$248,961.50	\$246,430.22
CDR	CDR	255850-3	06/21/18	06/21/18	12/20/18	LegacyTexas Bank	\$246,430.22	2.060%	\$248,961.50	\$246,430.22
CDR	CDR	255850-30	06/21/18	06/21/18	12/20/18	Independent Bank / Bank of Houston	\$246,430.22	2.060%	\$248,961.50	\$246,430.22
CDR	CDR	255850-31	06/21/18	06/21/18	12/20/18	ST. LOUIS BANK	\$246,430.22	2.060%	\$248,961.50	\$246,430.22
CDR	CDR	255850-32	06/21/18	06/21/18	12/20/18	Signature Bank	\$246,430.22	2.060%	\$248,961.50	\$246,430.22
CDR	CDR	255850-33	06/21/18	06/21/18	12/20/18	Revere Bank / BlueRidge Bank	\$246,430.22	2.060%	\$248,961.50	\$246,430.22
CDR	CDR	255850-34	06/21/18	06/21/18	12/20/18	Wellington State Bank	\$246,430.22	2.060%	\$248,961.50	\$246,430.22
CDR	CDR	255850-35	06/21/18	06/21/18	12/20/18	Beneficial State Bank / OneCalifornia Bank, FSB	\$246,430.22	2.060%	\$248,961.50	\$246,430.22
CDR	CDR	255850-36	06/21/18	06/21/18	12/20/18	Amalgamated Bank	\$246,430.22	2.060%	\$248,961.50	\$246,430.22
CDR	CDR	255850-37	06/21/18	06/21/18	12/20/18	Bank of Edwardsville	\$246,430.22	2.060%	\$248,961.50	\$246,430.22
CDR	CDR	255850-38	06/21/18	06/21/18	12/20/18	Bank of Western Oklahoma	\$246,430.22	2.060%	\$248,961.50	\$246,430.22
CDR	CDR	255850-39	06/21/18	06/21/18	12/20/18	Wyoming Community Bank	\$216,377.76	2.060%	\$218,600.34	\$216,377.76
CDR	CDR	255850-4	06/21/18	06/21/18	12/20/18	Tristate Capital Bank	\$246,430.22	2.060%	\$248,961.50	\$246,430.22
CDR	CDR	255850-40	06/21/18	06/21/18	12/20/18	Old Line Bank	\$195,338.12	2.060%	\$197,344.59	\$195,338.12
CDR	CDR	255850-41	06/21/18	06/21/18	12/20/18	Almena State Bank	\$141,262.21	2.060%	\$142,713.22	\$141,262.21
CDR	CDR	255850-42	06/21/18	06/21/18	12/20/18	Texas Community Bank, National Association	\$82,673.55	2.060%	\$83,522.66	\$82,673.55
CDR	CDR	255850-5	06/21/18	06/21/18	12/20/18	Business First Bank	\$246,430.22	2.060%	\$248,961.50	\$246,430.22
CDR	CDR	255850-6	06/21/18	06/21/18	12/20/18	Kanza Bank	\$246,430.22	2.060%	\$248,961.50	\$246,430.22
CDR	CDR	255850-7	06/21/18	06/21/18	12/20/18	Citizens State Bank	\$246,430.22	2.060%	\$248,961.50	\$246,430.22
CDR	CDR	255850-8	06/21/18	06/21/18	12/20/18	TIAA, FSB / Everbank	\$246,430.22	2.060%	\$248,961.50	\$246,430.22
CDR	CDR	255850-9	06/21/18	06/21/18	12/20/18	Slate Bank & Trust Company	\$246,430.22	2.060%	\$248,961.50	\$246,430.22
CD	N	255368-1	06/13/18	06/13/18	01/23/19	ROCKFORD B&TC	\$246,800.00	2.060%	\$249,920.10	\$246,800.00
CD	N	255369-1	06/13/18	06/13/18	01/23/19	BANK 7	\$246,800.00	2.064%	\$249,926.15	\$246,800.00
CD	1	255370-1	06/13/18	06/13/18	01/23/19	CITIBANK NA	\$2,606,400.00	2.060%	\$2,639,350.61	\$2,606,400.00
CD	N	255366-1	06/13/18	06/13/18	02/20/19	BANK LEUMI USA	\$246,400.00	2.110%	\$249,989.47	\$246,400.00
CD	1	255367-1	06/13/18	06/13/18	02/20/19	CITIBANK NA	\$2,953,700.00	2.110%	\$2,996,728.60	\$2,953,700.00



**CURRENT PORTFOLIO**

Type	Code	Holding ID	Trade	Settle	Maturity	Description	Cost	Rate	Face/Par	Market Value
DTC	N	37236-1	03/16/16	03/24/16	03/25/19	Aly Bank Certificate of Deposit (1.350%) 02006LZE6	\$248,700.65	1.254%	\$248,000.00	\$246,866.39
CD	N	255354-1	06/13/18	06/13/18	05/14/19	MAINSTREET BANK	\$244,900.00	2.235%	\$249,923.04	\$244,900.00
CD	N	255355-1	06/13/18	06/13/18	05/14/19	MISSION NATIONAL BANK	\$244,900.00	2.230%	\$249,912.40	\$244,900.00
CD	N	255356-1	06/13/18	06/13/18	05/14/19	UNITY BANK	\$244,900.00	2.238%	\$249,929.26	\$244,900.00
CD	N	255357-1	06/13/18	06/13/18	05/14/19	FIRST BANK OF OHIO	\$244,900.00	2.231%	\$249,913.53	\$244,900.00
CD	N	255358-1	06/13/18	06/13/18	05/14/19	FIRST CAPITAL BANK	\$244,900.00	2.230%	\$249,912.40	\$244,900.00
CD	N	255359-1	06/13/18	06/13/18	05/14/19	FRANKLIN SYNERGY BANK	\$244,900.00	2.230%	\$249,912.41	\$244,900.00
CD	N	255360-1	06/13/18	06/13/18	05/14/19	CIBC BANK USA / PRIVATE BANK - MI	\$244,900.00	2.230%	\$249,913.15	\$244,900.00
CD	N	255361-1	06/13/18	06/13/18	05/14/19	BEVERLY BANK & TRUST CO, NA- WINTRUST	\$244,900.00	2.230%	\$249,912.40	\$244,900.00
CD	N	255362-1	06/13/18	06/13/18	05/14/19	LAKE FOREST B&T CO. N.A. - WINTRUST	\$244,900.00	2.230%	\$249,912.40	\$244,900.00
CD	N	255363-1	06/13/18	06/13/18	05/14/19	WINTRUST BANK/NORTH SHORE COMM B&TC	\$244,900.00	2.230%	\$249,912.40	\$244,900.00
CD	N	255364-1	06/13/18	06/13/18	05/14/19	TOWN BANK - WINTRUST	\$244,900.00	2.230%	\$249,912.40	\$244,900.00
CD	N	255365-1	06/13/18	06/13/18	05/14/19	OLD PLANK TRAIL COMMUNITY BANK NA - WINTRUST	\$244,900.00	2.230%	\$249,912.40	\$244,900.00
CD	N	224342-1	05/19/16	05/19/16	05/20/19	BANK OF THE WEST	\$230,600.00	1.372%	\$240,101.71	\$230,600.00
CD	N	224343-1	05/19/16	05/19/16	05/20/19	ALLIANT CREDIT UNION	\$242,400.00	1.012%	\$249,773.10	\$242,400.00
SEC	15	29317-1	02/27/13	03/01/13	10/15/19	BALTIMORE MD REF-CONSOL PUBLIC IMPT- SER B (5.000%) 059189RF9	\$632,606.60	1.050%	\$665,000.00	\$692,544.30
SEC	15	29321-1	02/27/13	03/04/13	02/15/20	LEWISTON ME REF-PUBLIC IMPT-SER A (4.000%) 52850CKJ3	\$494,478.60	1.320%	\$420,000.00	\$435,363.60
<b>Totals for Period:</b>							<b>\$43,155,090.73</b>		<b>\$43,072,390.47</b>	<b>\$42,820,910.42</b>

Weighted Average Portfolio Yield: 1.879 %  
 Weighted Average Portfolio Maturity: 153.27 Days

**Deposit Codes:**

- 1) FHLB
- 6) Promontory-BOC
- 10) Term Series
- N) Single FEIN
- CDR) CDARS Placement

**Security Codes:**

- 15) Municipal Bond

**Portfolio Summary:**

Type	Allocation (%)	Allocation (\$)	Description
LIQ	0.00%	\$181.03	Liquid Class Activity
MAX	11.60%	\$4,965,749.93	MAX Class Activity
CD	24.42%	\$10,458,000.00	Certificate of Deposit
CDR	23.35%	\$10,000,000.00	Certificate of Deposit
DTC	0.58%	\$246,866.39	Certificate of Deposit
SDA	17.14%	\$7,339,723.92	Savings Deposit Account
SEC	4.11%	\$1,760,389.15	Security (see applicable security code)
TS	18.80%	\$8,050,000.00	Term Series

Questions? Please call 630-657 6400

Note: Weighted Yield & Weighted Average Portfolio Maturity are calculated using "Market Value" and are only based on the fixed rate investments (excluding SDA investments).

"Cost" is comprised of the total amount you paid for the investment including any fees and commissions.

"Rate" is the Net Yield to Maturity.

"Face/Par" is the amount received at maturity.

"Market Value" reflects the market value as reported by an independent third-party pricing service. Certificates of Deposit and Commercial Paper and other assets for which market pricing is not readily available from a third-party pricing service are listed at "Cost".



## ISDLAF+ Monthly Statement



### About Your Account and Statement

Securities and municipal advisory brokerage services (investments purchased with proceeds from a municipal securities issuance), and investments cleared through our clearing firm, Pershing LLC, are offered through PMA Securities, Inc., a broker-dealer and municipal advisor registered with the SEC and MSRB, and a member of FINRA and SIPC. All other products and brokerage services are generally provided by PMA Financial Network, Inc. Thus, certificates of deposit ("CD"), savings deposit accounts ("SDA") and commercial paper ("CP") may be executed through either PMA entity, as applicable, depending on whether the investment was purchased with proceeds derived from municipal securities. PMA Securities, Inc. and PMA Financial Network, Inc. are operated under common ownership and are affiliated with Prudent Man Advisors, Inc.

#### Fixed Rate Investment Activity

This section shows all of the fixed term investments purchased and sold, maturities, interest received, and activity. This will include all CD, SDA, CP, securities and money market funds purchased through PMA Financial Network, Inc. or PMA Securities, Inc. as applicable. It also shows the approximate market value of each security whose price is obtained from an independent source believed to be reliable. However, PMA cannot guarantee their accuracy. This data is provided for informational purposes only. Listed values should not be interpreted as an offer to buy or sell at a specific price. CD's and CP are listed at their original cost. Redemption of a CD prior to maturity may result in early withdrawal penalties. Market values are based on the last day of the month for which this report date range is ending. If the run date of this report is prior to the end of the current month, the market values are listed as equivalent to the cost values.

#### ISDLAF+ Activity

This section shows all of the activity in the Liquid and Max Class. The Average Rate represents the average net interest rate over the previous month which is then annualized. Income Summary represents the interest earned for the Month and Fiscal Year to Date. Information regarding the ISDLAF+ investment objectives, risks, charges and expenses can be found in the ISDLAF+ information statement, which can be obtained at [www.isdplus.com](http://www.isdplus.com) or by calling PMA at the phone number listed.

An investment in the Multi-Class Series or any Term Series is not a bank deposit and is not insured or guaranteed by the Federal Deposit Insurance Corporation or any other governmental or private agency. Although the Liquid Class and MAX Class of the Multi-Class Series each seeks to maintain a stable value of \$1.00 per share, it is possible to lose money by investing in the Multi-Class Series. It also is possible to lose money by investing in a Term Series, which may impose a substantial penalty for redemption prior to the full term of the Series.

#### Money Market Fund

The Rate shown for the money market fund represents the average net interest rate over the previous month which is then annualized. Information regarding the money market fund's investment objectives, risks, charges and expenses can be found in the money market fund's prospectus, which can be obtained by calling PMA at the phone numbers listed. The performance data featured represents past performance, which is no guarantee of future results. Investment returns will fluctuate. Current performance may be higher or lower than the performance data quoted. Please call PMA for the most recent performance figures.

The performance data featured represents past performance, which is no guarantee of future results. Investment returns will fluctuate. Current performance may be higher or lower than the performance data quoted. Please call PMA for the most recent performance figures.

#### Additional Disclosures

All funds, and/or securities are located and safe kept in an account under the client's name at their custodial bank. Any certificates of deposit listed are located in the client's name at the respective bank. Any money market fund shares are held directly with the money market fund. It is recommended that any oral communications be re-confirmed in writing to further protect your rights, including rights under the Securities Investor Protection Act.

#### Debt Securities

Some debt securities are subject to redemption prior to maturity. In the event of a partial or whole call of a security, the securities call will be automatically selected on a random basis as is customary in the securities industry. The probability that your securities will be selected is proportional to the amount of your holdings relative to the total holdings. Redemption prior to maturity could affect the yield represented. Additional information is available upon request.

A financial statement of PMA Securities, Inc. is available for inspection at its office or a copy will be mailed to you upon written request.

**PLEASE ADVISE PMA AND OUR CLEARING FIRM, PERSHING LLC, IMMEDIATELY OF ANY INACCURACY OR DISCREPANCY ON YOUR STATEMENT. FOR A CHANGE OF ADDRESS OR QUESTIONS REGARDING YOUR ACCOUNT, PLEASE NOTIFY YOUR PMA REPRESENTATIVE. ANY ORAL COMMUNICATIONS SHOULD BE RE-CONFIRMED IN WRITING.**

#### How to Contact PMA

Please call (630) 657-6400 or write to us at PMA, 2135 CityGate Lane, 7<sup>th</sup> Floor, Naperville, Illinois 60563.

#### How to Contact Pershing, LLC

Please call (201) 413-3330 or write to Pershing, LLC, One Pershing Plaza, Jersey City, New Jersey, 07399

In accordance with FINRA Rule 2267, PMA Securities, Inc. is providing the following information in the event you wish to contact FINRA. You may call (301) 590-6500 or write to FINRA at 1735 K Street NW, Washington, D.C. 20006-1500. In addition to the public disclosure number (800) 289-9999, FINRA provides an investor brochure which describes their Public Disclosure Program. Additional information is also available at [www.finra.org](http://www.finra.org).

**Questions?** Please call 630 657 6400

(10385-116) GENERAL FUND | Page 11 of 12

*This Page Intentionally Left Blank*