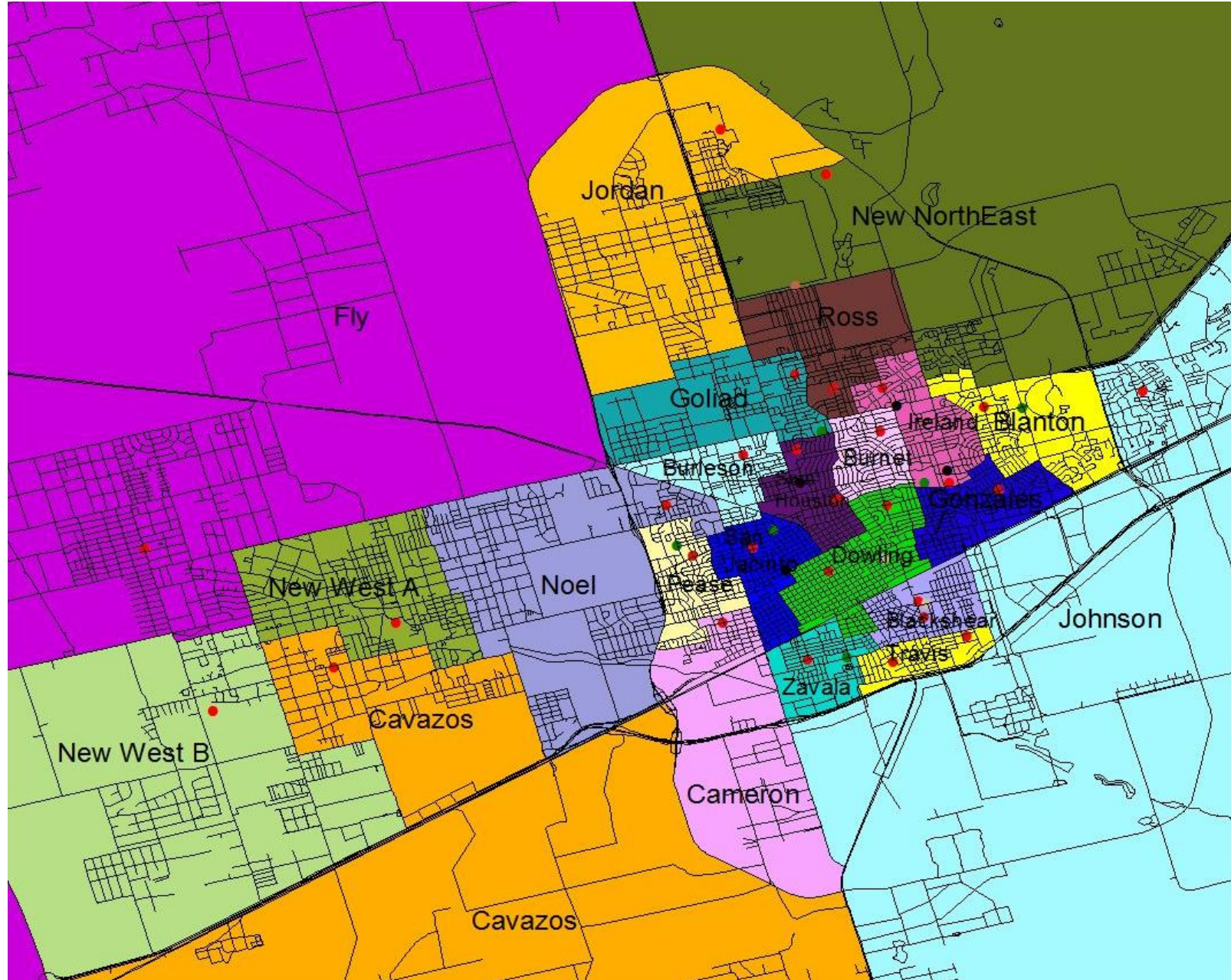


ECISD

Boundary Adjustments

January, 2015

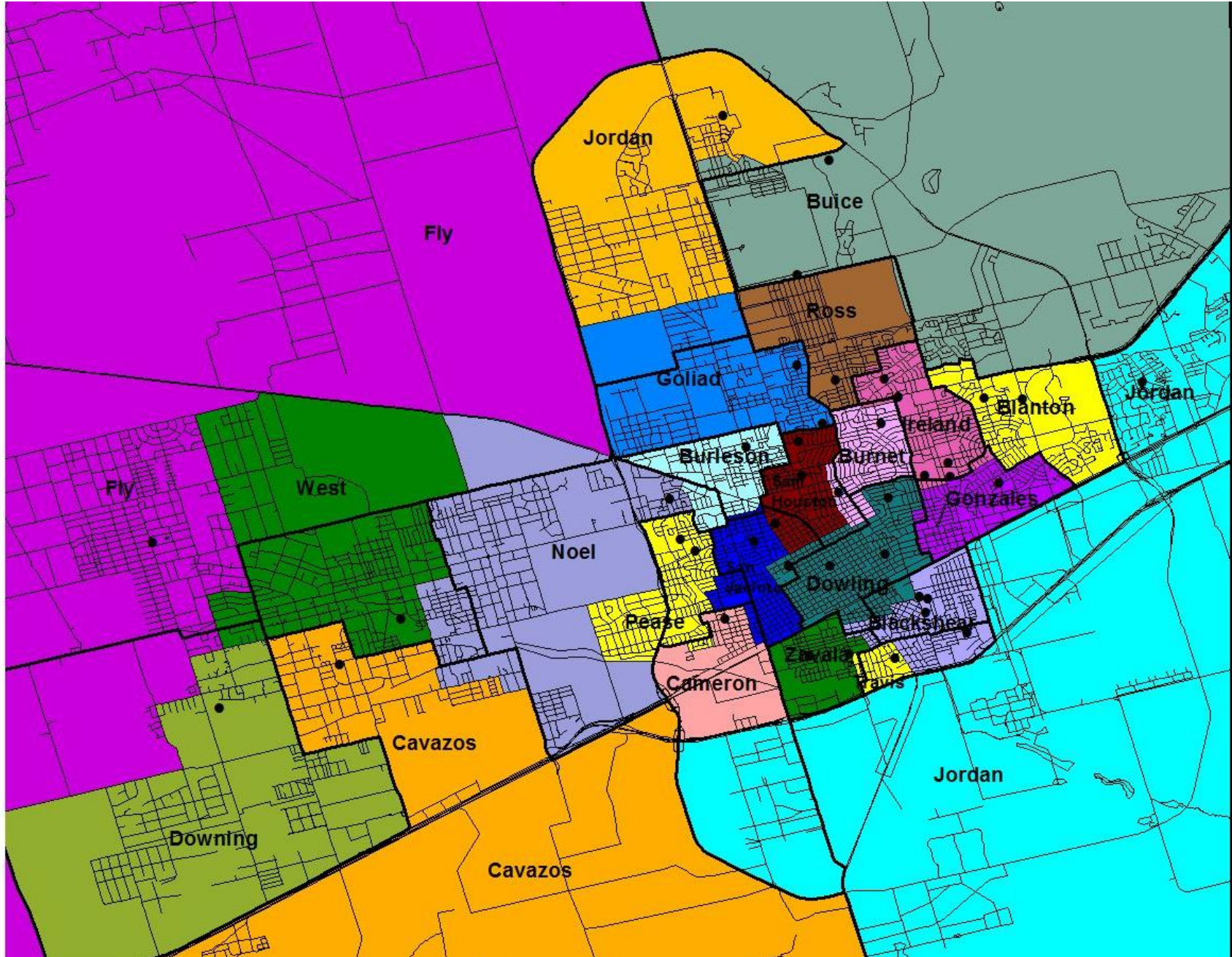
ECISD
Johnston & Associates



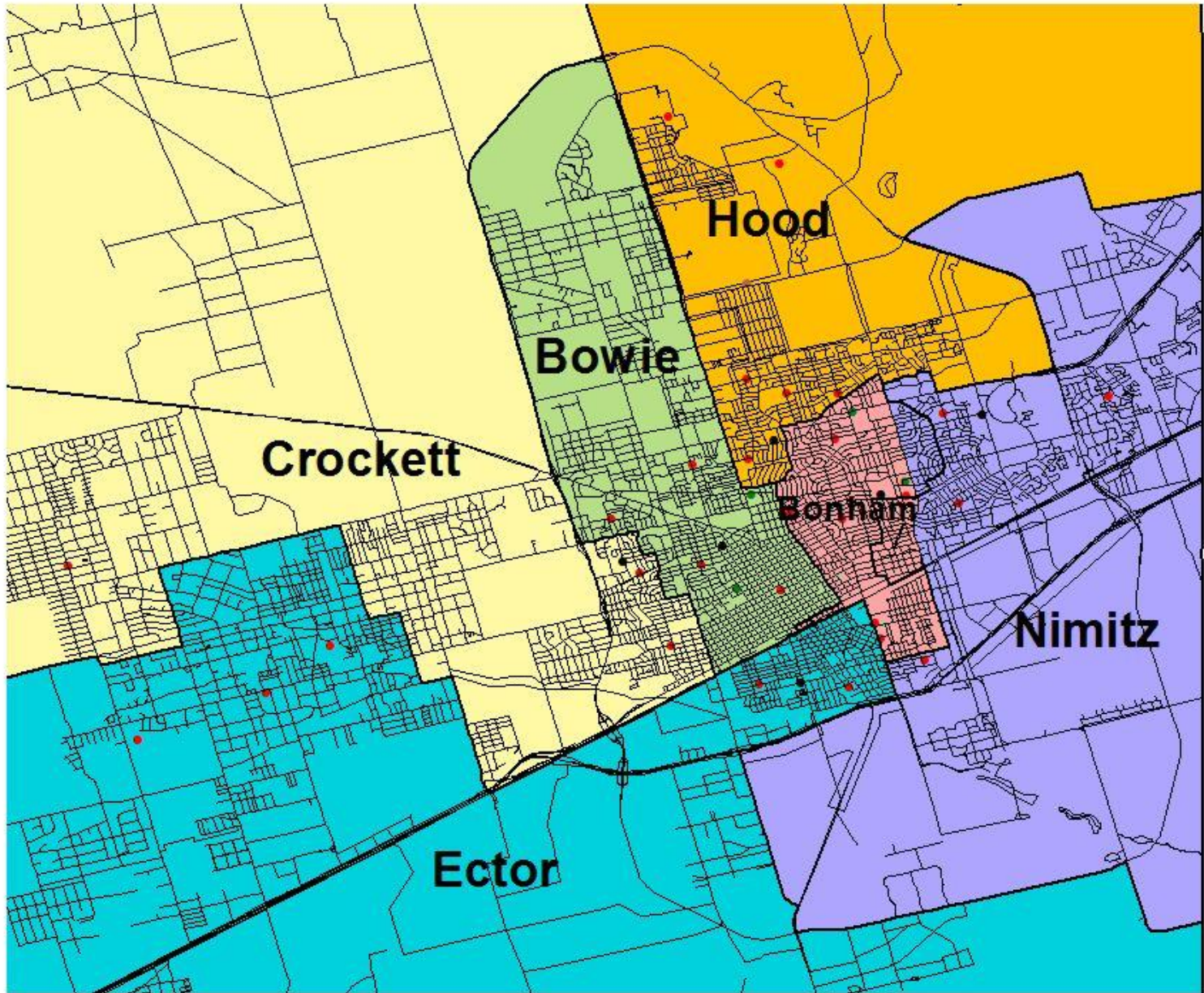
- ⚡ Roads
- School Levels
 - ELEM
 - HS
 - MS
 - PK
 - ALT
- District
 - 2 Blackshear
 - 3 Blanton
 - 4 Burleson
 - 5 Burnet
 - 6 Cameron
 - 7 Cavazos
 - 8 Dowling
 - 9 Fly
 - 11 Goliad
 - 12 Gonzales
 - 14 Ireland
 - 15 Johnson
 - 16 Jordan
 - 18 Noel
 - 19 Pease
 - 21 Ross
 - 22 Sam Houston
 - 23 San Jacinto
 - 24 Travis
 - 25 Zavala
 - 26 New West A
 - 27 New West B
 - 28 New NEast

Magnets are: Austin, Gale Pond/Alamo, Hays, Milam & Reagan

Adopted Elementary School Plan – November 2014



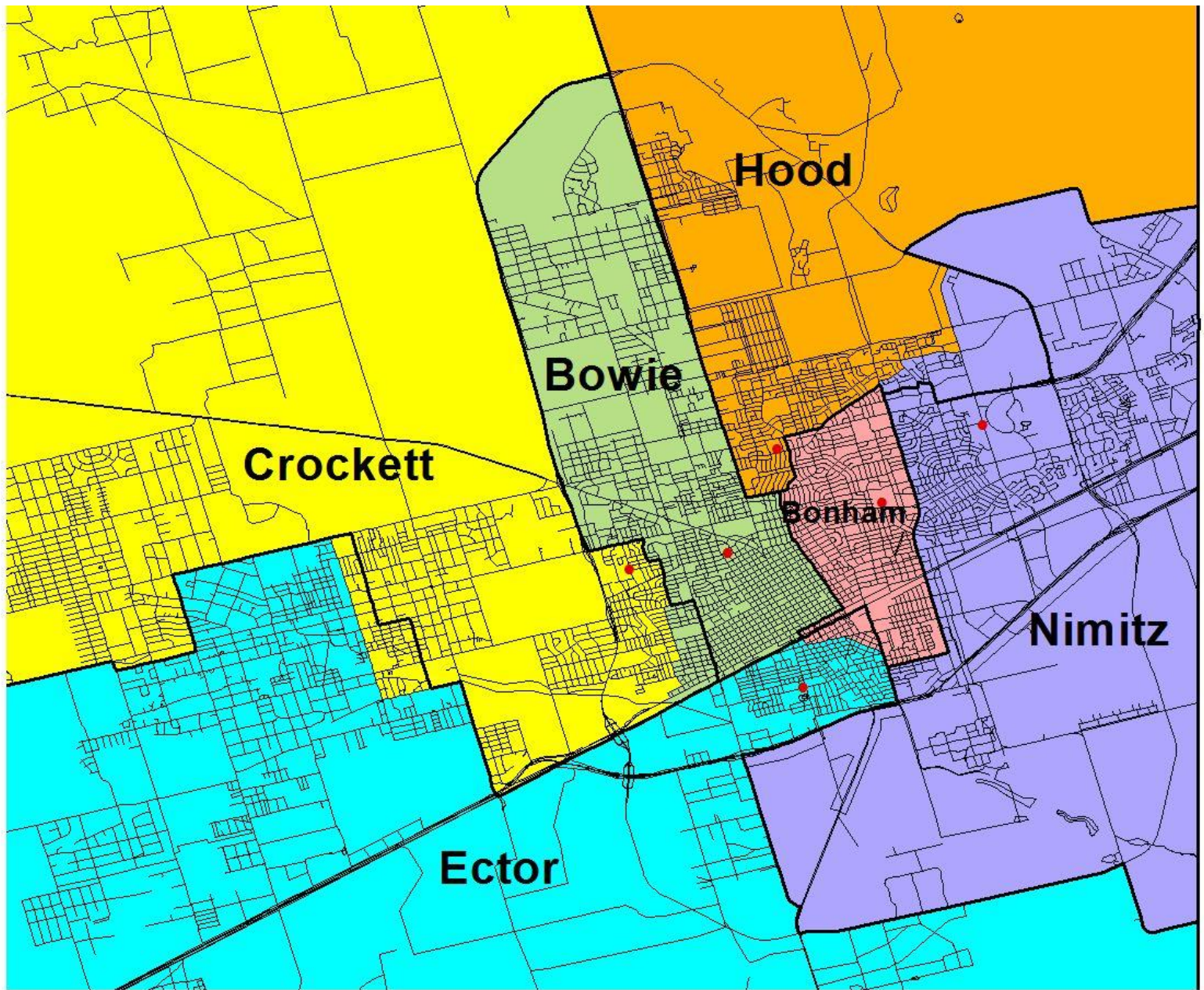
Proposed Adjustments Elementary School Plan – January 2014



Adopted Middle School Plan – November 2014

Adopted Middle School

MAP CODE	CAMPUS	Classroom Seats Available	Campus Utilization Rate	Campus Planning Capacity	Neighborhd Students Adopted	% of Utilization
1	BONHAM	1128	88%	996	1026	103%
2	BOWIE	1444	88%	1275	1251	98.1%
3	CROCKETT	1260	88%	1113	1188	106.8%
4	ECTOR	1848	88%	1632	1886	115.6%
5	WILSON-YOUNG (hood)	1095	88%	967	1067	110.4%
6	NIMITZ	1050	88%	927	904	97.5%
	Total	7825				
TOTAL NEIGHBORHOOD SEATS CAPACITY				6910	7322	106.0%



Proposed Adjustments Middle School Plan – January 2014

Proposed Adjustments Middle School 12162014						
MAP CODE	CAMPUS	Classroom Seats Available	Campus Utilization Rate	Campus Planning Capacity	Neighborhood Students Adopted	% of Utilization
1	BONHAM	1128	88%	996	1063	107%
2	BOWIE	1444	88%	1275	1348	105.7%
3	CROCKETT	1260	88%	1113	1182	106.2%
4	ECTOR	1848	88%	1632	1758	107.7%
5	WILSON-YOUNG (hood)	1095	88%	967	999	103.3%
6	NIMITZ	1050	88%	927	972	104.8%
	Total	7825				
TOTAL NEIGHBORHOOD SEATS CAPACITY				6910	7322	106.0%