

**November 2014**

Derby Public Schools

# Performance Dashboard

---

## Irving School

Jennifer Olson, Principal

*“People without information cannot act. People with information cannot help but act.”*

*Ken Blanchard*



## Promotion:

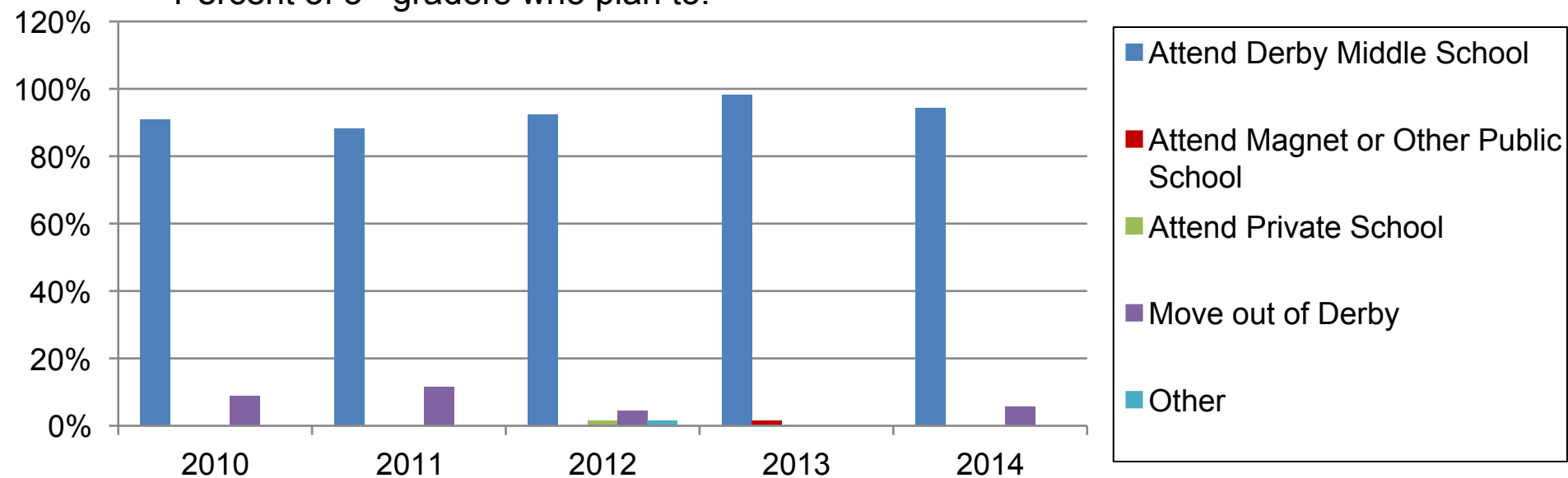
Irving School

Percent of students promoted

|                   | K    | 1    | 2    | 3    | 4    | 5    |
|-------------------|------|------|------|------|------|------|
| <b>June, 2014</b> | 100% | 98%  | 100% | 100% | 100% | 100% |
| <b>June, 2013</b> | 100% | 99%  | 98%  | 100% | 100% | 100% |
| <b>June, 2012</b> | 97%  | 97%  | 100% | 100% | 100% | 100% |
| <b>June, 2011</b> | 99%  | 100% | 100% | 100% | 100% | 100% |
| <b>June, 2010</b> | 99%  | 100% | 98%  | 100% | 100% | 100% |
| <b>June, 2009</b> | 99%  | 100% | 100% | 100% | 100% | 100% |

## Departing 5<sup>th</sup> Grader Plans

Percent of 5<sup>th</sup> graders who plan to:



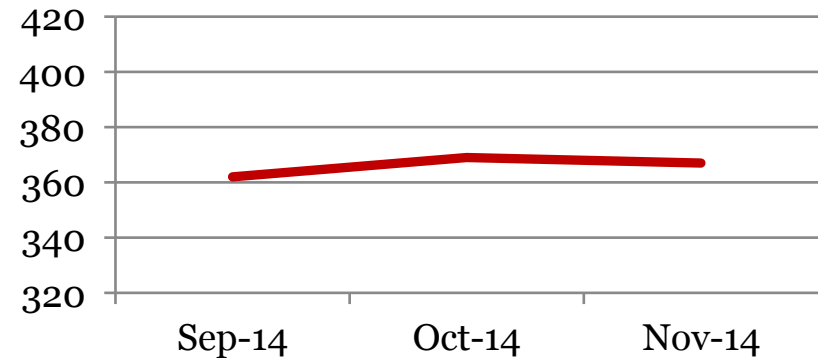
# Monthly Data

Irving School

## Enrollment – 1<sup>st</sup> of the month

|               | PK | K  | 1  | 2  | 3  | 4  | 5  | Total      |
|---------------|----|----|----|----|----|----|----|------------|
| <b>Nov-14</b> | 23 | 55 | 55 | 59 | 63 | 51 | 61 | <b>367</b> |
| <b>Oct-14</b> | 21 | 54 | 58 | 61 | 63 | 50 | 62 | <b>369</b> |
| <b>Sep-14</b> | 18 | 52 | 58 | 59 | 63 | 51 | 61 | <b>362</b> |
| <b>Nov-13</b> | 19 | 56 | 66 | 62 | 51 | 66 | 54 | <b>374</b> |

## Total Student Enrollment

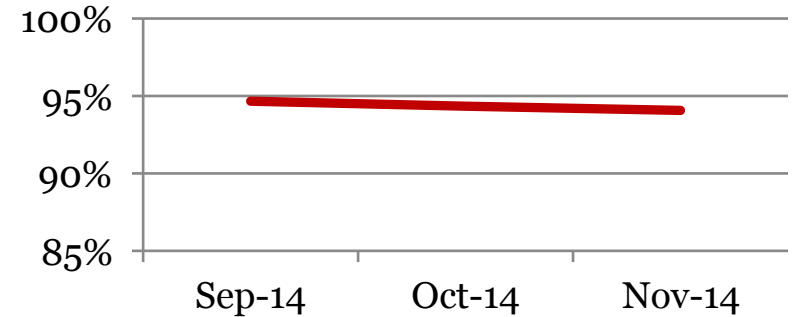


## Attendance – Students

Average daily percent present:

|               | PK | K  | 1  | 2  | 3  | 4  | 5  | Total     |
|---------------|----|----|----|----|----|----|----|-----------|
| <b>Nov-14</b> | 81 | 97 | 94 | 95 | 94 | 95 | 94 | <b>94</b> |
| <b>Oct-14</b> | 88 | 95 | 93 | 94 | 96 | 94 | 95 | <b>94</b> |
| <b>Sep-14</b> | 92 | 96 | 94 | 95 | 96 | 95 | 94 | <b>95</b> |
| <b>Nov-13</b> | 94 | 94 | 95 | 95 | 94 | 96 | 96 | <b>95</b> |

## Total Student Attendance

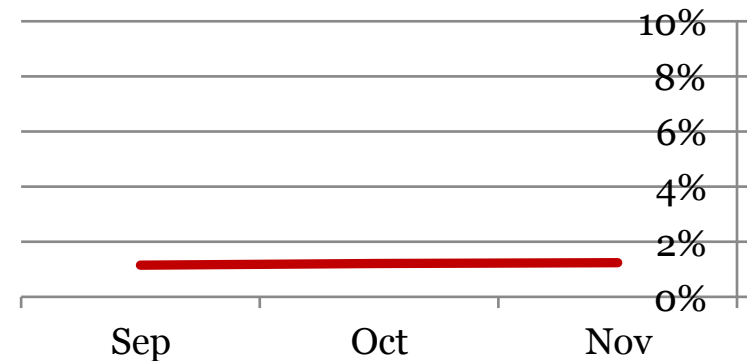


## Tardies

Average daily percent tardy:

|        | PK | K | 1 | 2 | 3 | 4 | 5 | Total |
|--------|----|---|---|---|---|---|---|-------|
| Nov-14 | 2  | 1 | 1 | 1 | 1 | 1 | 1 | 1     |
| Oct-14 | 2  | 1 | 1 | 2 | 1 | 1 | 1 | 1     |
| Sep-14 | 1  | 1 | 1 | 1 | 1 | 1 | 1 | 1     |
| Nov-13 | 0  | 1 | 1 | 1 | 1 | 1 | 2 | 1     |

### Total Student Tardies

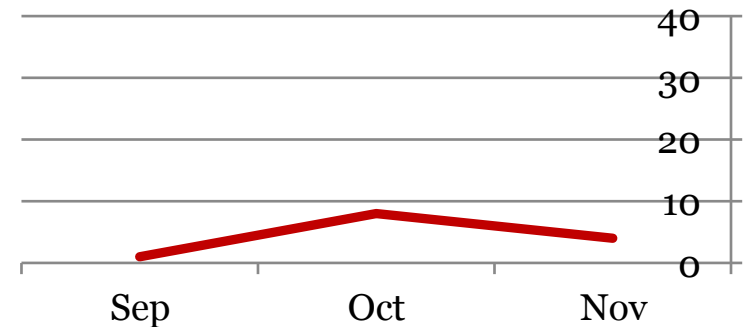


## Tardies

Number of students tardy 5 or more days:

|        | PK | K | 1 | 2 | 3 | 4 | 5 | Total |
|--------|----|---|---|---|---|---|---|-------|
| Nov-14 | 1  | 0 | 2 | 0 | 1 | 0 | 0 | 4     |
| Oct-14 | 1  | 0 | 4 | 1 | 1 | 1 | 0 | 8     |
| Sep-14 | 1  | 0 | 0 | 0 | 0 | 0 | 0 | 1     |
| Nov-13 | 0  | 0 | 0 | 2 | 2 | 1 | 1 | 6     |

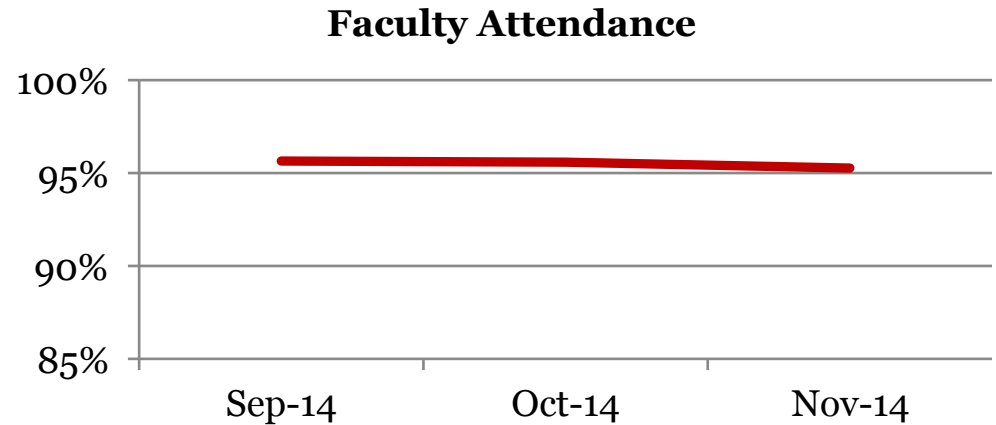
### # Students over Threshold



## Attendance – Faculty

Average daily percent present:

|        | Total |
|--------|-------|
| Nov-14 | 95    |
| Oct-14 | 96    |
| Sep-14 | 96    |
| Nov-13 | 97    |



*\*This indicator reflects certified staff and does not include absences created by class trips, professional development, workman's comp and FMLA. However % may be reduced due to long term illness beyond FMLA.*


## Suspensions – Out of School

Irving School

Number of student suspensions (total days of suspension):

|               | PK |     | K |     | 1 |     | 2 |     | 3 |     | 4 |      | 5 |     | Total    |             |
|---------------|----|-----|---|-----|---|-----|---|-----|---|-----|---|------|---|-----|----------|-------------|
| <b>Nov-14</b> | 0  | (0) | 0 | (0) | 0 | (0) | 2 | (3) | 0 | (0) | 0 | (0)  | 0 | (0) | <b>2</b> | <b>(3)</b>  |
| <b>Oct-14</b> | 0  | (0) | 0 | (0) | 0 | (0) | 1 | (1) | 0 | (0) | 2 | (10) | 0 | (0) | <b>3</b> | <b>(11)</b> |
| <b>Sep-14</b> | 0  | (0) | 0 | (0) | 0 | (0) | 0 | (0) | 0 | (0) | 0 | (0)  | 2 | (2) | <b>2</b> | <b>(2)</b>  |
| <b>Nov-13</b> | 0  | (0) | 1 | (2) | 1 | (1) | 1 | (1) | 0 | (0) | 0 | (0)  | 0 | (0) | <b>3</b> | <b>(4)</b>  |

### Total Out of School Suspension




## Suspensions – In School

Irving School

Number of student suspensions (total days of suspension):

|               | PK |     | K |     | 1 |     | 2 |     | 3 |     | 4 |     | 5 |     | Total    |            |
|---------------|----|-----|---|-----|---|-----|---|-----|---|-----|---|-----|---|-----|----------|------------|
| <b>Nov-14</b> | 0  | (0) | 0 | (0) | 0 | (0) | 0 | (0) | 0 | (0) | 0 | (0) | 0 | (0) | <b>0</b> | <b>(0)</b> |
| <b>Oct-14</b> | 0  | (0) | 0 | (0) | 0 | (0) | 0 | (0) | 0 | (0) | 0 | (0) | 0 | (0) | <b>0</b> | <b>(0)</b> |
| <b>Sep-14</b> | 0  | (0) | 0 | (0) | 0 | (0) | 0 | (0) | 0 | (0) | 0 | (0) | 0 | (0) | <b>0</b> | <b>(0)</b> |
| <b>Nov-13</b> | 0  | (0) | 0 | (0) | 0 | (0) | 0 | (0) | 0 | (0) | 0 | (0) | 0 | (0) | <b>0</b> | <b>(0)</b> |

### Total In School Suspensions



## Newly Enrolled Students

|                  | <b>PK</b> | <b>K</b> | <b>1</b> | <b>2</b> | <b>3</b> | <b>4</b> | <b>5</b> | <b>Total</b> |
|------------------|-----------|----------|----------|----------|----------|----------|----------|--------------|
| <b>Nov-14</b>    | 1         | 2        | 0        | 1        | 1        | 2        | 2        | <b>9</b>     |
| <b>Oct-14</b>    | 3         | 2        | 1        | 1        | 0        | 0        | 0        | <b>7</b>     |
| <b>Sep-14</b>    | 2         | 2        | 2        | 3        | 0        | 1        | 1        | <b>11</b>    |
| <b>Summer-14</b> | 7         | 41       | 5        | 3        | 2        | 6        | 5        | <b>69</b>    |
| <b>Nov-13</b>    | 0         | 0        | 0        | 2        | 0        | 1        | 0        | <b>3</b>     |

## Departing Students

Students who have left the school during the month for any reason:

|                  | <b>PK</b> | <b>K</b> | <b>1</b> | <b>2</b> | <b>3</b> | <b>4</b> | <b>5</b> | <b>Total</b> |
|------------------|-----------|----------|----------|----------|----------|----------|----------|--------------|
| <b>Nov-14</b>    | 0         | 1        | 0        | 0        | 1        | 0        | 0        | <b>2</b>     |
| <b>Oct-14</b>    | 0         | 0        | 4        | 3        | 0        | 0        | 1        | <b>8</b>     |
| <b>Sep-14</b>    | 0         | 0        | 2        | 0        | 0        | 1        | 0        | <b>3</b>     |
| <b>Summer-14</b> | 1         | 2        | 6        | 3        | 7        | 4        | 6        | <b>29</b>    |
| <b>Nov-13</b>    | 1         | 0        | 1        | 0        | 3        | 2        | 1        | <b>8</b>     |