


LEARNED FOR LIFE



DIVISION OF ELEMENTARY
& SECONDARY EDUCATION



Vision:

The Arkansas Department of Education is transforming Arkansas to lead the nation in student-focused education.

Mission:

The Arkansas Department of Education provides leadership, support, and service to schools, districts, and communities so every student graduates prepared for college, career, and community engagement.






GROWTH:

- ***Manage Yourself.***
- ***Develop problem-solving skills.***
- ***Practice mindfulness.***
- ***Persevere.***





UNDERSTANDING:

- ***Know Yourself.***
- ***Increase self-awareness.***
- ***Know your strengths and weaknesses.***
- ***Develop critical thinking skills.***






INTERACTION:

- ***Build Relationships.***
- ***Treat others with respect.***
- ***Communicate effectively.***
- ***Seek out and offer help when needed.***






DECISIONS:

- ***Make Responsible Choices.***
- ***Consider personal beliefs, safety and the situation.***
- ***Think through potential consequences.***
- ***Put your best self forward.***





EMPATHY:

- ***Be Aware of Others.***
- ***See other perspectives.***
- ***Value the feelings of others.***
- ***Appreciate diversity.***

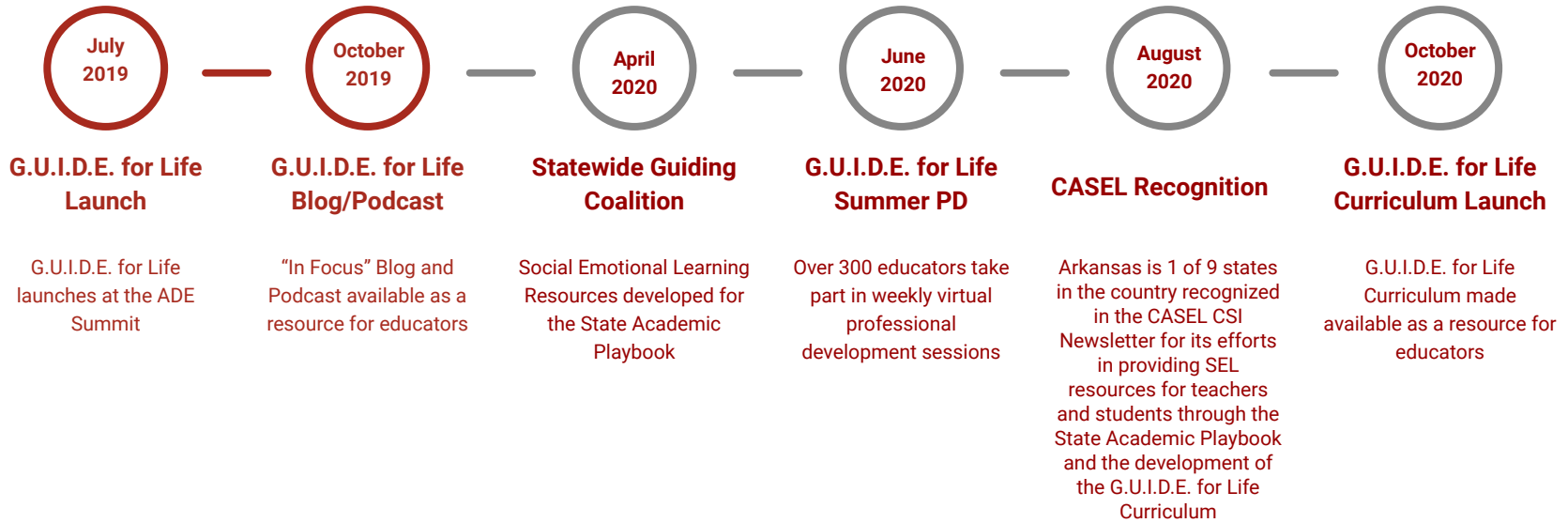


Arkansas Vision for Teaching and Learning



“Teaching isn’t just about serving our students, it’s about serving the society those students will impact.”

- Trevor Muir



- 96 Educators
- 74 Schools
- 44 Districts



[G.U.I.D.E. for Life Curriculum](#)

School Districts

Beebe	DeWitt	Lee County	North Little
Bentonville	El Dorado	LISA Academy	Rock
Berryville	Emerson-Taylor-	Lonoke	Prescott
Bismarck	Bradley	Magnet Cove	Russellville
Brinkley	Fayetteville	Marion	Siloam Springs
Bryant	Fort Smith	Mena	Sloan-Hendrix
Cabot	Greenbrier	Morrilton	Springdale
Camden	Greenwood	Monticello	Stuttgart
Fairview	Heber Springs	Mountain Home	Two Rivers
Clarksville	Jacksonville	Mountain View	Vilonia
Danville	North Pulaski	Nemo Vista	Virtual
Des Arc	Lake Hamilton	Nevada	Arkansas
Dover	New Horizons		

Educational Service Cooperatives

Arch Ford
 Dawson
 Great Rivers
 Guy Fenter
 Ozarks Unlimited Resource
 Southwest

Division of Elementary and Secondary Education

ALE	Library Media Science
Assessment	Math
CTE	PE/Health
English Language Arts	School Counseling
ESOL	Science
Fine Arts	Social Studies
GT	Special Education

Organizations

Arkansas Public School Resource Center



G.U.I.D.E. FOR LIFE CURRICULUM

Curriculum Overview:

In July 2020, educators representing a variety of content area disciplines from across the state of Arkansas collaborated to design an innovative curriculum to support the development of the personal competency skills that all Arkansas students need to be successful at school, at home, on the job, and in the community. The G.U.I.D.E. for Life Curriculum is written **for** Arkansas teachers **by** Arkansas teachers.

Each unit contains 8-10 lessons based on the principles of **GROWTH** (Manage Yourself), **UNDERSTANDING** (Know Yourself), **INTERACTION** (Build Relationships), **DECISIONS** (Make Responsible Choices), and **EMPATHY** (Be Aware of Others) for grade bands K-2, 3-5, 6-8, and 9-12.

The curriculum is versatile in that it can be taught in individual lessons, complete units, or as support to content already being taught in the classroom. The lessons include cross-curricular connections, pre- and post-assessments, as well as intervention and enrichment support. The units are "plug and play" in that all resources are linked right within the lesson





Features of the G.U.I.D.E. for Life Lesson Plan Template:

- Lessons can be delivered through both virtual and face-to-face instruction.
- Pre-Post Assessments
- Best practices for instruction:
 - Four Big Questions for Professional Learning Communities
 - What do we expect our students to learn? (Goals/Expectations)
 - How will we know they are learning? (Assessment)
 - How will we respond when they don't learn? (Intervention/Support)
 - How will we respond if they already know it? (Enrichment/Extensions of Learning)
- Diversified instruction to meet the needs of all learners
- Educator Resilience/Self-Care
- Teacher Reflection

Teacher Reflection

To ask with Students: If we do this again, what can I do differently to help you learn more?

Classroom Culture: Are the relationships that I have with my students helping or hindering their ability to learn?

Curriculum and Instruction - Assessment and Grading Practices: Do my assessments really reflect learning or merely task completion or memorization skills?

Collaboration - Professional Learning Community: Do my actions as a teacher show my belief that all students can learn at high levels?

Mental Health - Maintain a Healthy Outlook: What new ideas have I tried in my classroom lately to keep myself energized about teaching?



DECISIONS: MAKE RESPONSIBLE CHOICES.

- ✓ CONSIDER PERSONAL BELIEFS, SAFETY & THE SITUATION.
- ✓ THINK THROUGH POTENTIAL CONSEQUENCES.
- ✓ PUT YOUR BEST SELF FORWARD.



DECISIONS

HOW I GET THERE >

In early elementary (K-2), I am learning to:



- > Identify and illustrate safe and unsafe situations
- > Understand the difference between appropriate and inappropriate behaviors in school
- > Understand the consequences and rewards that exist based upon my actions
- > Identify steps necessary to accomplish personal responsibilities at home and at school
- > Identify problem, desired outcomes and potential solutions to a problem
- > Put the solution into action
- > Reflect on the outcome of the solution
- > Identify and demonstrate the ability to make responsible choices

Pre-test



Lesson 1

G.U.I.D.E.



Decision: a choice that earns a consequence either positive or negative



She is making a decision to not sneeze into her elbow. What could the consequence of this action be?




They are making a decision to share. What do you think the consequence would be?

Lesson 1. **Identify** and illustrate **safe** and **unsafe situations**




Identify: to know and say who someone is or what something is



Which is bigger? Identify which is bigger?

Safe: to stay away from harm, risk, or hurt



We are taking turns and keeping our friends safe.



I wash my hands to keep myself and others safe.

Unsafe: not safe; to cause harm or hurt



I am not using gentle hands. I am not helping keep my friends safe.



I am not paying attention to my surroundings. I am not keeping myself and others safe.

Situation: what is happening at that time



This is a scary situation. The older student is not being kind.





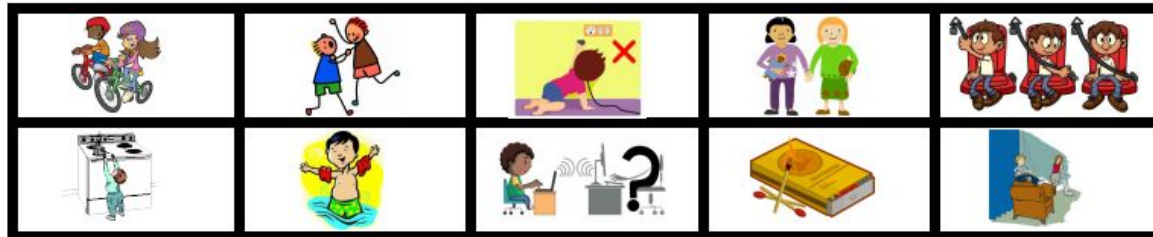
This is a helpful situation. She is giving him a block that he needs.



This is a polite situation. She is saying she is sorry for her mistake.

1. **Identify** and illustrate **safe** and **unsafe** situations.

 Safe Choices	 Unsafe Choices



G.U.I.D.E. for Life



TOGETHER WE ARE



Transforming Arkansas to Lead the Nation in Student-Focused Education