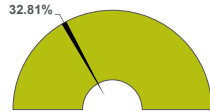


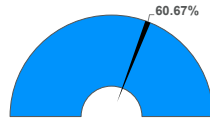
General Fund | Dashboard Summary

For the Period Ending January 31, 2020

Projected Year End Fund Balance as % of Budgeted Revenues

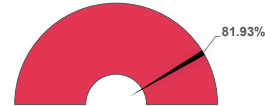


Actual YTD Revenues



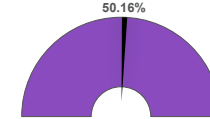
Projected YTD Revenues
76.68%

Actual YTD Local Sources



Projected YTD Local Sources
57.36%

Actual YTD State Sources



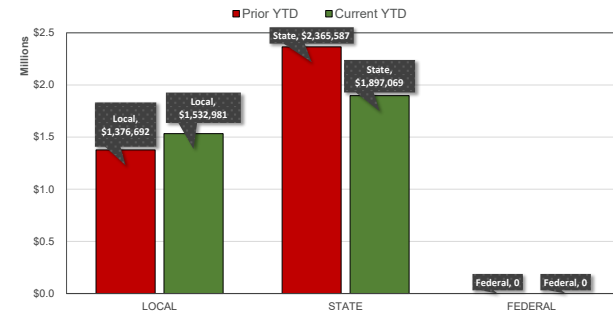
Projected YTD State Sources
86.25%

Revenue Analysis

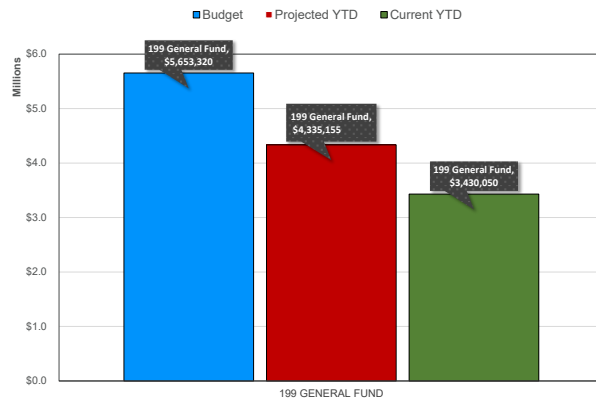
Top 10 Sources of Revenue by Object (YTD)

Foundation Entitlements	\$1,711,927
Taxes-Current Year Levy	\$1,391,275
Trs/Trs Care On-Behalf Payment	\$133,094
Taxes, Prior Years	\$76,789
Per Capita Apportionment	\$44,956
Athletic Activity	\$20,354
Earnings Temp Deposits/Invest	\$14,666
Rent	\$14,525
Penalties-Interest-Oth Tax Rev	\$9,227
Sp Ed Funds	\$7,092
Percent of Total Revenues YTD	99.82%

Revenue by Source | Prior YTD vs. Current YTD



Revenues by Fund | Budget / Projected YTD / Current YTD



Revenue by Source | Projected YTD vs. Current YTD

