

EDUCATION SERVICE CENTER, REGION 20

Invested General Fund Assets Report
For Period 09/1/2011 to 6/7/12

Description	Instrument Number	Purchase Date	Maturity Date	Number of Days	Yield	Beginning Book Value	Changes in Book Value	Ending Book Value	Beginning Market Value	Changes in Market Value	Ending Market Value	Current Profit (Loss)	Interest Earned 9/1/2011 To 6/7/2012
Investments:													
Discount Notes:													
None						\$ -	\$ -	\$ -	\$ -	\$ -	\$ -	\$ -	\$ -
Certificate of Deposits:													
Time Deposit - Operations	337185345	1/11/2011	9/28/2011	260	0.300%	\$ -	\$ -	\$ -	N/A	N/A	N/A	N/A	\$ 233.33
Time Deposit - Operations	337186401	1/25/2011	10/27/2011	275	0.300%	\$ -	\$ -	\$ -	N/A	N/A	N/A	N/A	\$ 475.00
Time Deposit - Operations	337191618	3/28/2011	9/26/2011	182	0.290%	\$ -	\$ -	\$ -	N/A	N/A	N/A	N/A	\$ 209.44
Time Deposit - Operations	337191882	3/30/2011	11/28/2011	243	0.300%	\$ -	\$ -	\$ -	N/A	N/A	N/A	N/A	\$ 741.67
Time Deposit - Software Development	337195332	5/16/2011	9/13/2011	120	0.150%	\$ -	\$ -	\$ -	N/A	N/A	N/A	N/A	\$ 54.17
Time Deposit - Operations	337195764	5/23/2011	12/14/2011	205	0.220%	\$ -	\$ -	\$ -	N/A	N/A	N/A	N/A	\$ 641.67
Time Deposit - Operations	337196894	6/8/2011	12/5/2011	180	0.230%	\$ -	\$ -	\$ -	N/A	N/A	N/A	N/A	\$ 613.33
Time Deposit - Operations	337200022	7/25/2011	1/27/2012	186	0.220%	\$ -	\$ -	\$ -	N/A	N/A	N/A	N/A	\$ 910.56
Time Deposit - Operations	337200023	7/25/2011	2/24/2012	214	0.220%	\$ -	\$ -	\$ -	N/A	N/A	N/A	N/A	\$ 1,081.67
Time Deposit - Operations	337201408	8/16/2011	2/13/2012	181	0.200%	\$ -	\$ -	\$ -	N/A	N/A	N/A	N/A	\$ 922.23
Time Deposit - Operations	337203759	9/28/2011	3/28/2012	182	0.160%	\$ -	\$ -	\$ -	N/A	N/A	N/A	N/A	\$ 808.89
Time Deposit - Operations	337205474	11/3/2011	5/29/2012	208	0.160%	\$ 1,000,000.00	\$ (1,000,000.00)	\$ -	N/A	N/A	N/A	N/A	\$ 924.44
Time Deposit - Operations	337205891	11/14/2011	5/14/2012	182	0.150%	\$ 1,000,000.00	\$ (1,000,000.00)	\$ -	N/A	N/A	N/A	N/A	\$ 758.33
Time Deposit - Operations	337206047	11/16/2011	6/27/2012	224	0.160%	\$ 1,000,000.00	\$ -	\$ 1,000,000.00	N/A	N/A	N/A	N/A	\$ -
Time Deposit - Operations	337206194	11/18/2011	7/27/2012	252	0.160%	\$ 1,000,000.00	\$ -	\$ 1,000,000.00	N/A	N/A	N/A	N/A	\$ -
Time Deposit - Operations	337207059	12/6/2011	6/12/2012	189	0.160%	\$ 1,000,000.00	\$ -	\$ 1,000,000.00	N/A	N/A	N/A	N/A	\$ -
Time Deposit - Operations	337207060	12/6/2011	8/29/2012	267	0.160%	\$ 1,000,000.00	\$ -	\$ 1,000,000.00	N/A	N/A	N/A	N/A	\$ -
Time Deposit - Operations	337207541	12/14/2011	9/26/2012	287	0.170%	\$ 1,000,000.00	\$ -	\$ 1,000,000.00	N/A	N/A	N/A	N/A	\$ -
Time Deposit - Operations	337208768	1/10/2012	4/26/2012	107	0.100%	\$ 1,000,000.00	\$ (1,000,000.00)	\$ -	N/A	N/A	N/A	N/A	\$ 297.22
Time Deposit - Operations	337208769	1/10/2012	7/9/2012	181	0.170%	\$ 1,000,000.00	\$ -	\$ 1,000,000.00	N/A	N/A	N/A	N/A	\$ -
Time Deposit - Operations	337209158	1/18/2012	10/29/2012	285	0.180%	\$ 1,000,000.00	\$ -	\$ 1,000,000.00	N/A	N/A	N/A	N/A	\$ -
Time Deposit - Operations	337210377	2/14/2012	8/13/2012	181	0.260%	\$ 1,000,000.00	\$ -	\$ 1,000,000.00	N/A	N/A	N/A	N/A	\$ -
Time Deposit - Operations	337210686	2/22/2012	8/20/2012	180	0.240%	\$ 1,000,000.00	\$ -	\$ 1,000,000.00	N/A	N/A	N/A	N/A	\$ -
Time Deposit - Operations	337212346	3/29/2012	11/28/2012	244	0.250%	\$ 1,000,000.00	\$ -	\$ 1,000,000.00	N/A	N/A	N/A	N/A	\$ -
Time Deposit - Operations	337214359	5/15/2012	12/19/2012	218	0.250%	\$ -	\$ 1,000,000.00	\$ 1,000,000.00	N/A	N/A	N/A	N/A	\$ -
						\$ 13,000,000.00	\$ (2,000,000.00)	\$ 11,000,000.00	\$ -	\$ -	\$ -	\$ -	\$ 8,671.95

Texpool:	Transaction Date	Center Operations			Software Development		
		Deposits	Withdrawals	Balance	Deposits	Withdrawals	Balance
Beginning Balance	9/1/2011			\$ 11,416,228.16			\$ 229,187.86
Transfer of Funds	9/1/2011		\$ (500,000.00)	\$ 10,916,228.16		\$ -	\$ 229,187.86
Transfer of Funds	9/2/2011		\$ (500,000.00)	\$ 10,416,228.16			\$ 229,187.86
Transfer of Funds	9/14/2011			\$ 10,416,228.16	\$ 1,000,000.00		\$ 1,229,187.86
Transfer of Funds	9/28/2011	\$ 269,273.58		\$ 10,685,501.74		\$ (269,273.58)	\$ 959,914.28
Interest Earned	9/30/2011	\$ 798.15		\$ 10,686,299.89	\$ 61.43		\$ 959,975.71
Interest Earned	10/31/2011	\$ 761.69		\$ 10,687,061.58	\$ 68.43		\$ 960,044.14
Transfer of Funds	11/3/2011			\$ 10,687,061.58		\$ (231,455.10)	\$ 728,589.04
Transfer of Funds	11/18/2011	\$ 500,000.00		\$ 11,187,061.58			\$ 728,589.04
Interest Earned	11/30/2011	\$ 970.10		\$ 11,188,031.68	\$ 66.02		\$ 728,655.06
Interest Earned	12/31/2011	\$ 769.27		\$ 11,188,800.95	\$ 50.10		\$ 728,705.16
Transfer of Funds	1/18/2012	\$ 184,631.56		\$ 11,373,432.51		\$ (184,631.56)	\$ 544,073.60
Transfer of Funds	1/18/2012	\$ 500,000.00		\$ 11,873,432.51			\$ 544,073.60
Transfer of Funds	1/25/2012	\$ 750,000.00		\$ 12,623,432.51			\$ 544,073.60
Interest Earned	1/31/2012	\$ 871.41		\$ 12,624,303.92	\$ 46.83		\$ 544,120.43
Interest Earned	2/29/2012	\$ 905.28		\$ 12,625,209.20	\$ 39.02		\$ 544,159.45
Transfer of Funds	3/1/2012	\$ 1,000,000.00		\$ 13,625,209.20			\$ 544,159.45
Transfer of Funds	3/1/2012	\$ 1,000,000.00		\$ 14,625,209.20			\$ 544,159.45
Transfer of Funds	3/27/2012	\$ 1,500,000.00		\$ 16,125,209.20			\$ 544,159.45
Transfer of Funds	3/27/2012	\$ 168,403.92		\$ 16,293,613.12		\$ (168,403.92)	\$ 375,755.53
Transfer of Funds	3/29/2012		\$ (1,000,000.00)	\$ 15,293,613.12			\$ 375,755.53
Interest Earned	3/30/2012	\$ 1,443.72		\$ 15,295,056.84	\$ 50.94		\$ 375,806.47
Interest Earned	4/30/2012	\$ 1,395.79		\$ 15,296,452.63	\$ 34.32		\$ 375,840.79

EDUCATION SERVICE CENTER, REGION 20
 Invested General Fund Assets Report
 For Period 09/1/2011 to 6/7/12

Description	Instrument Number	Purchase Date	Maturity Date	Number of Days	Yield	Beginning Book Value	Changes in Book Value	Ending Book Value	Beginning Market Value	Changes in Market Value	Ending Market Value	Current Profit (Loss)	Interest Earned 9/1/2011 To 6/7/2012
Texpool:													
			Transaction Date			Center Operations			Software Development				
						Deposits	Withdrawals	Balance	Deposits	Withdrawals	Balance		
Transfer of Funds			5/7/2012				\$ (800,000.00)	\$ 14,496,452.63			\$ 375,840.79		
Interest Earned			5/31/2012			\$ 1,549.42		\$ 14,498,002.05	\$ 39.79		\$ 375,880.58		\$ 1,589.21
Interest Accrual, Texpool						\$ 382.95		\$ 14,498,385.00	\$ 9.93		\$ 375,890.51		\$ 392.88
Balance In Texpool Account								\$ 14,498,385.00			\$ 375,890.51		\$ 10,314.59

The Center began utilizing Texpool to hold short term excess funds for investment. Texpool is a local government investment pool and as of May 31, 2012, the pool had total invested funds of \$15,591,382,233. The most recent information available (May 31) showed Texpool funds were invested in Agencies (41.0%), Treasuries (2.6%) and Repurchase Agreements (56.40%). The average daily interest rate for June, 2012 is 0.1377%.

Sweep Account:

The Center had a sweep account, which took all funds in excess of \$800,000 of the uncollected bank balance each night and invested those funds in a Governmental Securities Mutual Fund. On January 27, 2009, the Center ended this sweep process as the costs exceeded the benefits of this program.

Sweep Interest	\$ -
Total Interest 11-12 Center Operations	\$ 18,465.56
Total Interest 11-12 Software Development	\$ 520.98
Total Interest 11-12	\$ 18,986.54

* \$14,302.24 of interest revenue was earned for these securities at 08/31/11, but not paid until respective maturity dates.

Totals for Current Year at June 7, 2012	\$ 13,000,000.00	\$ (2,000,000.00)	\$ 11,000,000.00	N/A	N/A	N/A	N/A	\$ 8,671.95
Texpool average daily interest rate for June, 2012 is 0.1377%	\$ 11,645,416.02	3,228,859.49	\$ 14,874,275.51					\$ 10,314.59
Sweep Interest	\$ 24,645,416.02	1,228,859.49	\$ 25,874,275.51					\$ 18,986.54
								\$ -
								\$ 18,986.54
								\$ 520.98
								\$ 18,465.56

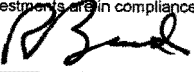
Totals for Current Year at June 22, 2011	\$ 15,000,000.00	\$ (2,000,000.00)	\$ 13,000,000.00	N/A	N/A	N/A	N/A	\$ 22,321.11
Texpool average daily interest rate for June, 2011 is 0.0872%	\$ 9,612,058.47	2,535,842.83	\$ 12,147,901.30					\$ 13,204.14
Sweep Interest	\$ 24,612,058.47	535,842.83	\$ 25,147,901.30					\$ 35,525.25
								\$ -
								\$ 35,525.25
								\$ 5,770.30
								\$ 29,754.95


Investment Objectives:


The primary objectives of the Center's investment activities, in order of importance are:

- Safety - The investments are direct obligation of the issuing federal agency. The certificates of deposits and REPO's are fully collateralized.
- Liquidity - We strive to keep maturity dates in line with cash flow needs.
- Return on Investment - By putting our resources into a variety investments (US Agency Obligations, REPO's and Certificates of Deposits) we can cover economic cycles.

The above investments are in compliance with our investment objectives and the Public Funds Investment Act.


 Dr. Ronny Beard, Executive Director


 Jeffrey J. Stone, Associate Director, Business & Human Resources


 Paul E. Neuhoft, Component Director, Financial Services