

**San Elizario I.S.D.  
Statement of Interest Earned  
For The Eleven Months Ending May 31, 2022**

General Fund	\$	27,153.40
Interest & Sinking (Debt Service) Fund	\$	962.26
Capital Projects Fund	\$	532.25
Health Insurance Fund	\$	294.49
Workers Compensation Fund	\$	2,312.41
<b>Total</b>	<b>\$</b>	<b>31,254.81</b>

We, the undersigned Investment Officers, do hereby certify that the above investment information, is in compliance with Board Policy (CDA Local) and requirements stated in Sec. 2256.023 of the PFIA.

*Norberto Rivas*

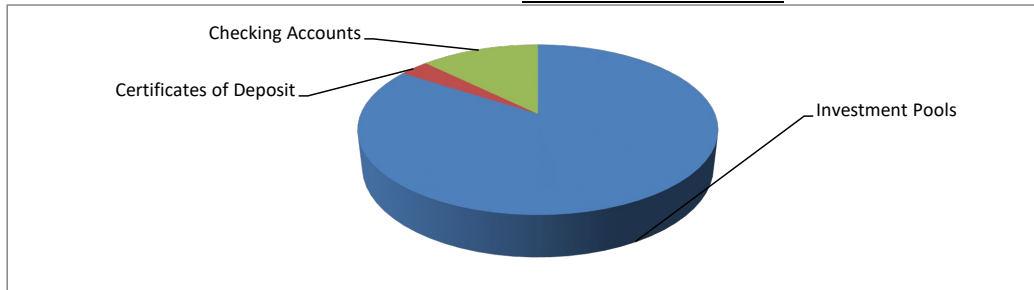
Chief Financial Officer

June 24, 2022

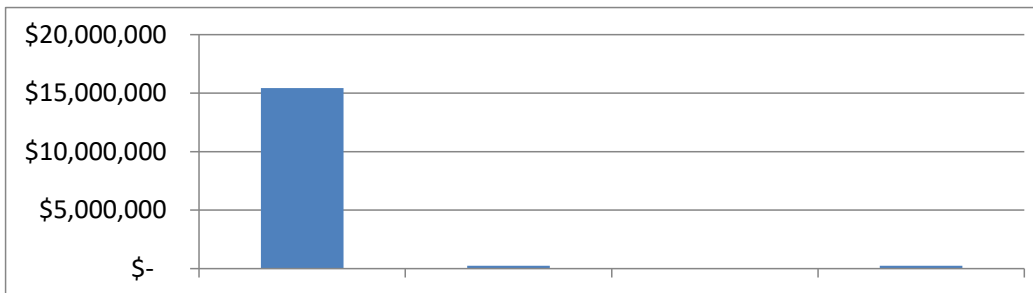
Date

**Portfolio Diversification**

By Investment Type	Current Market Value	Portfolio %
Investment Pools	\$ 13,406,937	84.14%
Certificates of Deposit	\$ 500,000	3.14%
Checking Accounts	\$ 2,027,526	12.72%
	<u>\$ 15,934,463</u>	



By Investment Maturity	Current Market Value	Portfolio %
Overnight	\$ 15,434,463	96.86%
0 - 1 Year	\$ 250,000	1.57%
1 - 2 Years	\$ -	0.00%
2 + years	\$ 250,000	1.57%
	<u>\$ 15,934,463</u>	



<b>General Fund</b>
---------------------

**Wells Fargo- General Operating Checking Account**

<i>Beginning Date</i>	<i>Ending Date</i>	<i>Maturity</i>	<i>Bank Balance</i>	<i>Interest Rate</i>	<i>Interest Earned</i>
01-Jul-21	31-Jul-21	Overnight	\$ 1,889,584.09	0.00%	\$ -
01-Aug-21	31-Aug-21	Overnight	\$ 1,700,036.71	0.00%	\$ -
01-Sep-21	30-Sep-21	Overnight	\$ 983,591.87	0.00%	\$ -
01-Oct-21	31-Oct-21	Overnight	\$ 491,694.35	0.00%	\$ -
01-Nov-21	30-Nov-21	Overnight	\$ 1,176,487.34	0.00%	\$ -
01-Dec-21	31-Dec-21	Overnight	\$ 1,100,951.88	0.00%	\$ -
01-Jan-22	31-Jan-22	Overnight	\$ 1,766,112.98	0.00%	\$ -
01-Feb-22	28-Feb-22	Overnight	\$ 1,523,177.32	0.00%	\$ -
01-Mar-22	31-Mar-22	Overnight	\$ 1,323,222.26	0.00%	\$ -
01-Apr-22	30-Apr-22	Overnight	\$ 1,051,793.12	0.00%	\$ -
01-May-22	31-May-22	Overnight	\$ 1,723,667.86	0.00%	\$ -
01-Jun-22	30-Jun-22	Overnight	\$ -	0.00%	\$ -
Interest Earned:					<u>\$ -</u>

**Wells Fargo- Food Service Checking Account**

<i>Beginning Date</i>	<i>Ending Date</i>	<i>Maturity</i>	<i>Bank Balance</i>	<i>Interest Rate</i>	<i>Interest Earned</i>
01-Jul-21	31-Jul-21	Overnight	\$ 16,986.48	0.00%	\$ -
01-Aug-21	31-Aug-21	Overnight	\$ 31,147.04	0.00%	\$ -
01-Sep-21	30-Sep-21	Overnight	\$ 47,442.65	0.00%	\$ -
01-Oct-21	31-Oct-21	Overnight	\$ 53,922.30	0.00%	\$ -
01-Nov-21	30-Nov-21	Overnight	\$ 67,627.05	0.00%	\$ -
01-Dec-21	31-Dec-21	Overnight	\$ 77,786.00	0.00%	\$ -
01-Jan-22	31-Jan-22	Overnight	\$ 85,411.90	0.00%	\$ -
01-Feb-22	28-Feb-22	Overnight	\$ 95,689.59	0.00%	\$ -
01-Mar-22	31-Mar-22	Overnight	\$ 107,015.78	0.00%	\$ -
01-Apr-22	30-Apr-22	Overnight	\$ 116,982.85	0.00%	\$ -
01-May-22	31-May-22	Overnight	\$ 129,141.99	0.00%	\$ -
01-Jun-22	30-Jun-22	Overnight	\$ -	0.00%	\$ -
Interest Earned:					<u>\$ -</u>

**Lone Star Investment Pool- Corporate Overnight Plus Fund**

<i>Beginning Date</i>	<i>Ending Date</i>	<i>Maturity</i>	<i>Bank Balance</i>	<i>Interest Rate</i>	<i>Interest Earned</i>
01-Jul-21	31-Jul-21	Overnight	\$ 6,837,661.35	0.09%	\$ 553.13
01-Aug-21	31-Aug-21	Overnight	\$ 4,268,055.36	0.08%	\$ 436.90
01-Sep-21	30-Sep-21	Overnight	\$ 6,426,222.12	0.08%	\$ 323.01
01-Oct-21	31-Oct-21	Overnight	\$ 5,966,849.08	0.08%	\$ 382.42
01-Nov-21	30-Nov-21	Overnight	\$ 6,044,132.45	0.08%	\$ 380.25
01-Dec-21	31-Dec-21	Overnight	\$ 4,780,869.47	0.10%	\$ 360.60
01-Jan-22	31-Jan-22	Overnight	\$ 7,626,181.50	0.12%	\$ 542.59
01-Feb-22	28-Feb-22	Overnight	\$ 6,175,296.10	0.14%	\$ 758.01
01-Mar-22	31-Mar-22	Overnight	\$ 6,009,919.16	0.28%	\$ 1,452.97
01-Apr-22	30-Apr-22	Overnight	\$ 3,287,276.89	0.46%	\$ 1,992.39
01-May-22	31-May-22	Overnight	\$ 7,482,136.56	0.82%	\$ 4,294.42
01-Jun-22	30-Jun-22	Overnight	\$ -	0.00%	\$ -
Interest Earned:					<u>\$ 11,476.69</u>

**Lone Star Investment Pool- Corporate Overnight Fund**

<i>Beginning Date</i>	<i>Ending Date</i>	<i>Maturity</i>	<i>Bank Balance</i>	<i>Interest Rate</i>	<i>Interest Earned</i>
01-Jul-21	31-Jul-21	Overnight	\$ 348,829.63	0.08%	\$ 25.09
01-Aug-21	31-Aug-21	Overnight	\$ 348,848.05	0.06%	\$ 18.42
01-Sep-21	30-Sep-21	Overnight	\$ 348,863.20	0.05%	\$ 15.15
01-Oct-21	31-Oct-21	Overnight	\$ 348,879.20	0.05%	\$ 16.00
01-Nov-21	30-Nov-21	Overnight	\$ 348,897.03	0.06%	\$ 17.83
01-Dec-21	31-Dec-21	Overnight	\$ 348,958.72	0.07%	\$ 22.10
01-Jan-22	31-Jan-22	Overnight	\$ 348,985.98	0.09%	\$ 27.26
01-Feb-22	28-Feb-22	Overnight	\$ 349,016.25	0.11%	\$ 30.27
01-Mar-22	31-Mar-22	Overnight	\$ 349,088.95	0.25%	\$ 72.70
01-Apr-22	30-Apr-22	Overnight	\$ 349,210.28	0.42%	\$ 121.33
01-May-22	31-May-22	Overnight	\$ 349,453.29	0.82%	\$ 243.01
01-Jun-22	30-Jun-22	Overnight	\$ -	0.00%	\$ -
Interest Earned:					<b>\$ 609.16</b>

**Lone Star Investment Pool- Government Overnight Fund**

<i>Beginning Date</i>	<i>Ending Date</i>	<i>Maturity</i>	<i>Bank Balance</i>	<i>Interest Rate</i>	<i>Interest Earned</i>
01-Jul-21	31-Jul-21	Overnight	\$ 173,545.65	0.01%	\$ 0.72
01-Aug-21	31-Aug-21	Overnight	\$ 198,996.35	0.01%	\$ 0.82
01-Sep-21	30-Sep-21	Overnight	\$ 329,982.26	0.01%	\$ 0.93
01-Oct-21	31-Oct-21	Overnight	\$ 353,854.74	0.01%	\$ 1.50
01-Nov-21	30-Nov-21	Overnight	\$ 600,135.17	0.01%	\$ 1.77
01-Dec-21	31-Dec-21	Overnight	\$ 1,440,801.94	0.01%	\$ 4.03
01-Jan-22	31-Jan-22	Overnight	\$ 2,213,605.64	0.01%	\$ 11.97
01-Feb-22	28-Feb-22	Overnight	\$ 2,732,678.10	0.02%	\$ 49.49
01-Mar-22	31-Mar-22	Overnight	\$ 2,869,304.65	0.11%	\$ 260.22
01-Apr-22	30-Apr-22	Overnight	\$ 2,940,123.76	0.25%	\$ 588.39
01-May-22	31-May-22	Overnight	\$ 253,988.35	0.58%	\$ 543.72
01-Jun-22	30-Jun-22	Overnight	\$ -	0.00%	\$ -
Interest Earned:					<b>\$ 1,463.56</b>

**Texas CLASS Investment Pool- General Fund**

<i>Beginning Date</i>	<i>Ending Date</i>	<i>Maturity</i>	<i>Bank Balance</i>	<i>Interest Rate</i>	<i>Interest Earned</i>
01-Jul-21	31-Jul-21	Overnight	\$ 3,186,405.30	0.06%	\$ 166.37
01-Aug-21	31-Aug-21	Overnight	\$ 3,186,542.19	0.05%	\$ 136.89
01-Sep-21	30-Sep-21	Overnight	\$ 3,186,658.08	0.04%	\$ 115.89
01-Oct-21	31-Oct-21	Overnight	\$ 3,186,775.93	0.04%	\$ 117.85
01-Nov-21	30-Nov-21	Overnight	\$ 3,186,917.08	0.05%	\$ 141.15
01-Dec-21	31-Dec-21	Overnight	\$ 3,187,104.50	0.07%	\$ 187.42
01-Jan-22	31-Jan-22	Overnight	\$ 3,187,365.74	0.10%	\$ 261.24
01-Feb-22	28-Feb-22	Overnight	\$ 3,187,666.21	0.12%	\$ 300.47
01-Mar-22	31-Mar-22	Overnight	\$ 3,188,439.75	0.29%	\$ 773.54
01-Apr-22	30-Apr-22	Overnight	\$ 3,189,676.88	0.47%	\$ 1,237.13
01-May-22	31-May-22	Overnight	\$ 3,191,879.97	0.81%	\$ 2,203.09
01-Jun-22	30-Jun-22	Overnight	\$ -	0.00%	\$ -
Interest Earned:					<b>\$ 5,641.04</b>

**GECU- Certificate of Deposit (Date Opened: 4/21/2021 Maturity Date: 4/21/2024)**

<i>Beginning Date</i>	<i>Ending Date</i>	<i>Maturity</i>	<i>Bank Balance</i>	<i>Interest Rate</i>	<i>Interest Earned</i>
01-Jul-21	31-Jul-21	2+ Years	\$ 250,000.00	0.80%	\$ 169.86
01-Aug-21	31-Aug-21	2+ Years	\$ 250,000.00	0.80%	\$ 169.86
01-Sep-21	30-Sep-21	2+ Years	\$ 250,000.00	0.80%	\$ 164.38
01-Oct-21	31-Oct-21	2+ Years	\$ 250,000.00	0.80%	\$ 169.86
01-Nov-21	30-Nov-21	2+ Years	\$ 250,000.00	0.80%	\$ 164.38
01-Dec-21	31-Dec-21	2+ Years	\$ 250,000.00	0.80%	\$ 169.86
01-Jan-22	31-Jan-22	2+ Years	\$ 250,000.00	0.80%	\$ 169.86
01-Feb-22	28-Feb-22	2+ Years	\$ 250,000.00	0.80%	\$ 153.42
01-Mar-22	31-Mar-22	2+ Years	\$ 250,000.00	0.80%	\$ 169.86
01-Apr-22	30-Apr-22	2+ Years	\$ 250,000.00	0.80%	\$ 164.38
01-May-22	31-May-22	2+ Years	\$ 250,000.00	0.80%	\$ 169.86
01-Jun-22	30-Jun-22	2+ Years	\$ -	0.80%	\$ -
Interest Earned:					<b>\$ 1,835.58</b>

**FLFCU- Certificate of Deposit (Date Opened: 11/6/2019 Maturity Date: 11/6/2022)**

<i>Beginning Date</i>	<i>Ending Date</i>	<i>Maturity</i>	<i>Bank Balance</i>	<i>Interest Rate</i>	<i>Interest Earned</i>
01-Jul-21	31-Jul-21	1 - 2 years	\$ 250,000.00	1.93%	\$ 409.79
01-Aug-21	31-Aug-21	1 - 2 years	\$ 250,000.00	1.93%	\$ 409.79
01-Sep-21	30-Sep-21	1 - 2 years	\$ 250,000.00	1.93%	\$ 396.58
01-Oct-21	31-Oct-21	1 - 2 years	\$ 250,000.00	1.93%	\$ 409.79
01-Nov-21	30-Nov-21	1 - 2 years	\$ 250,000.00	1.93%	\$ 396.58
01-Dec-21	31-Dec-21	0 - 1 years	\$ 250,000.00	1.93%	\$ 409.79
01-Jan-22	31-Jan-22	0 - 1 years	\$ 250,000.00	1.93%	\$ 409.79
01-Feb-22	28-Feb-22	0 - 1 years	\$ 250,000.00	1.93%	\$ 370.14
01-Mar-22	31-Mar-22	0 - 1 years	\$ 250,000.00	1.93%	\$ 409.79
01-Apr-22	30-Apr-22	0 - 1 years	\$ 250,000.00	1.93%	\$ 396.58
01-May-22	31-May-22	0 - 1 years	\$ 250,000.00	1.93%	\$ 409.79
01-Jun-22	30-Jun-22	0 - 1 years	\$ -	1.93%	\$ -
Interest Earned:					<b>\$ 4,428.41</b>

**Bank of Texas- Certificate of Deposit (Date Opened: 5/25/2020 Maturity Date: 5/25/2022)**

<i>Beginning Date</i>	<i>Ending Date</i>	<i>Maturity</i>	<i>Bank Balance</i>	<i>Interest Rate</i>	<i>Interest Earned</i>
01-Jul-21	31-Jul-21	0 - 1 year	\$ 250,000.00	0.75%	\$ 159.24
01-Aug-21	31-Aug-21	0 - 1 year	\$ 250,000.00	0.75%	\$ 159.25
01-Sep-21	30-Sep-21	0 - 1 year	\$ 250,000.00	0.75%	\$ 154.11
01-Oct-21	31-Oct-21	0 - 1 year	\$ 250,000.00	0.75%	\$ 159.25
01-Nov-21	30-Nov-21	0 - 1 year	\$ 250,000.00	0.75%	\$ 154.10
01-Dec-21	31-Dec-21	0 - 1 year	\$ 250,000.00	0.75%	\$ 159.25
01-Jan-22	31-Jan-22	0 - 1 year	\$ 250,000.00	0.75%	\$ 159.25
01-Feb-22	28-Feb-22	0 - 1 year	\$ 250,000.00	0.75%	\$ 143.84
01-Mar-22	31-Mar-22	0 - 1 year	\$ 250,000.00	0.75%	\$ 159.25
01-Apr-22	30-Apr-22	0 - 1 year	\$ 250,000.00	0.75%	\$ 154.11
01-May-22	31-May-22	0 - 1 year	\$ -	0.75%	\$ 137.31
01-Jun-22	30-Jun-22	0 - 1 year	\$ -	0.00%	\$ -
Interest Earned:					<b>\$ 1,698.96</b>

Total General Fund Interest Earned **\$ 27,153.40**

<b>Interest &amp; Sinking Fund (Debt Service)</b>
---

**Lone Star Investment Pool- Corporate Overnight Plus Fund**

<i>Beginning Date</i>	<i>Ending Date</i>	<i>Maturity</i>	<i>Bank Balance</i>	<i>Interest Rate</i>	<i>Interest Earned</i>
01-Jul-21	31-Jul-21	Overnight	\$ 304,547.93	0.09%	\$ 23.89
01-Aug-21	31-Aug-21	Overnight	\$ 304,569.64	0.08%	\$ 21.71
01-Sep-21	30-Sep-21	Overnight	\$ 304,589.57	0.08%	\$ 19.93
01-Oct-21	31-Oct-21	Overnight	\$ 20,994.94	0.08%	\$ 17.38
01-Nov-21	30-Nov-21	Overnight	\$ 20,996.40	0.08%	\$ 1.46
01-Dec-21	31-Dec-21	Overnight	\$ 845,249.22	0.10%	\$ 68.82
01-Jan-22	31-Jan-22	Overnight	\$ 845,336.95	0.12%	\$ 87.73
01-Feb-22	28-Feb-22	Overnight	\$ 845,425.53	0.14%	\$ 88.58
01-Mar-22	31-Mar-22	Overnight	\$ 845,625.31	0.28%	\$ 199.78
01-Apr-22	30-Apr-22	Overnight	\$ 203,777.54	0.46%	\$ 175.07
01-May-22	31-May-22	Overnight	\$ 203,919.04	0.82%	\$ 141.50
01-Jun-22	30-Jun-22	Overnight	\$ -	0.00%	\$ -
Interest Earned:					<b>\$ 845.85</b>

**Lone Star Investment Pool- Government Overnight Fund**

<i>Beginning Date</i>	<i>Ending Date</i>	<i>Maturity</i>	<i>Bank Balance</i>	<i>Interest Rate</i>	<i>Interest Earned</i>
01-Jul-21	31-Jul-21	Overnight	\$ 50,042.39	0.01%	\$ 0.21
01-Aug-21	31-Aug-21	Overnight	\$ 53,621.27	0.01%	\$ 0.23
01-Sep-21	30-Sep-21	Overnight	\$ 57,088.84	0.01%	\$ 0.23
01-Oct-21	31-Oct-21	Overnight	\$ 60,786.71	0.01%	\$ 0.26
01-Nov-21	30-Nov-21	Overnight	\$ 89,565.50	0.01%	\$ 0.30
01-Dec-21	31-Dec-21	Overnight	\$ 242,433.17	0.01%	\$ 0.65
01-Jan-22	31-Jan-22	Overnight	\$ 383,664.63	0.01%	\$ 2.05
01-Feb-22	28-Feb-22	Overnight	\$ 485,622.01	0.02%	\$ 8.80
01-Mar-22	31-Mar-22	Overnight	\$ 509,644.74	0.11%	\$ 46.23
01-Apr-22	30-Apr-22	Overnight	\$ 21,774.52	0.25%	\$ 43.62
01-May-22	31-May-22	Overnight	\$ 32,239.18	0.58%	\$ 13.83
01-Jun-22	30-Jun-22	Overnight	\$ -	0.00%	\$ -
Interest Earned:					<b>\$ 116.41</b>

Total Debt Service Fund Interest Earned **\$ 962.26**

<b>Capital Projects Fund</b>
------------------------------

**2015 Bond Construction Fund - Government Overnight Fund**

<i>Beginning Date</i>	<i>Ending Date</i>	<i>Maturity</i>	<i>Bank Balance</i>	<i>Interest Rate</i>	<i>Interest Earned</i>
01-Jul-21	31-Jul-21	Overnight	\$ 1,417,090.53	0.01%	\$ 6.15
01-Aug-21	31-Aug-21	Overnight	\$ 1,417,096.69	0.01%	\$ 6.16
01-Sep-21	30-Sep-21	Overnight	\$ 1,316,322.34	0.01%	\$ 5.94
01-Oct-21	31-Oct-21	Overnight	\$ 720,950.64	0.01%	\$ 5.30
01-Nov-21	30-Nov-21	Overnight	\$ 633,632.69	0.01%	\$ 3.02
01-Dec-21	31-Dec-21	Overnight	\$ 626,318.53	0.01%	\$ 2.74
01-Jan-22	31-Jan-22	Overnight	\$ 626,322.56	0.01%	\$ 4.03
01-Feb-22	28-Feb-22	Overnight	\$ 621,753.89	0.02%	\$ 11.84
01-Mar-22	31-Mar-22	Overnight	\$ 621,811.07	0.11%	\$ 57.18
01-Apr-22	30-Apr-22	Overnight	\$ 621,936.61	0.25%	\$ 125.54
01-May-22	31-May-22	Overnight	\$ 622,240.96	0.58%	\$ 304.35
01-Jun-22	30-Jun-22	Overnight	\$ -	0.00%	\$ -
Interest Earned:					<b>\$ 532.25</b>

Total Capital Projects Fund Interest Earned **\$ 532.25**

### Health Insurance Fund

#### Wells Fargo- Health Insurance

<i>Beginning Date</i>	<i>Ending Date</i>	<i>Maturity</i>	<i>Bank Balance</i>	<i>Interest Rate</i>	<i>Interest Earned</i>
01-Jul-21	31-Jul-21	Overnight	\$ 223,855.95	0.16%	\$ 63.00
01-Aug-21	31-Aug-21	Overnight	\$ 120,985.62	0.16%	\$ 34.91
01-Sep-21	30-Sep-21	Overnight	\$ 77,259.69	0.16%	\$ 24.19
01-Oct-21	31-Oct-21	Overnight	\$ 487,452.58	0.16%	\$ 44.59
01-Nov-21	30-Nov-21	Overnight	\$ 241,821.95	0.16%	\$ 29.66
01-Dec-21	31-Dec-21	Overnight	\$ 152,745.93	0.16%	\$ 30.03
01-Jan-22	31-Jan-22	Overnight	\$ 56,803.08	0.16%	\$ 17.69
01-Feb-22	28-Feb-22	Overnight	\$ 111,306.24	0.16%	\$ 17.15
01-Mar-22	31-Mar-22	Overnight	\$ 134,649.35	0.16%	\$ 12.25
01-Apr-22	30-Apr-22	Overnight	\$ 94,350.96	0.16%	\$ 12.64
01-May-22	31-May-22	Overnight	\$ 71,983.51	0.16%	\$ 8.38
01-Jun-22	30-Jun-22	Overnight	\$ -	0.00%	\$ -
Interest Earned:					<b>\$ 294.49</b>
Total Health Insurance Fund Interest Earned					<b>\$ 294.49</b>

### Workers Compensation Fund

#### Wells Fargo- Worker's Compensation

<i>Beginning Date</i>	<i>Ending Date</i>	<i>Maturity</i>	<i>Bank Balance</i>	<i>Interest Rate</i>	<i>Interest Earned</i>
01-Jul-21	31-Jul-21	Overnight	\$ 147,805.80	0.16%	\$ 20.52
01-Aug-21	31-Aug-21	Overnight	\$ 141,583.53	0.16%	\$ 19.56
01-Sep-21	30-Sep-21	Overnight	\$ 52,812.08	0.16%	\$ 14.39
01-Oct-21	31-Oct-21	Overnight	\$ 97,008.45	0.16%	\$ 10.21
01-Nov-21	30-Nov-21	Overnight	\$ 99,358.75	0.16%	\$ 11.78
01-Dec-21	31-Dec-21	Overnight	\$ 101,418.73	0.16%	\$ 13.65
01-Jan-22	31-Jan-22	Overnight	\$ 90,356.57	0.16%	\$ 13.24
01-Feb-22	28-Feb-22	Overnight	\$ 84,243.04	0.16%	\$ 10.77
01-Mar-22	31-Mar-22	Overnight	\$ 78,607.65	0.16%	\$ 11.16
01-Apr-22	30-Apr-22	Overnight	\$ 67,934.76	0.16%	\$ 9.64
01-May-22	31-May-22	Overnight	\$ 102,732.53	0.16%	\$ 8.95
01-Jun-22	30-Jun-22	Overnight	\$ -	0.00%	\$ -
Interest Earned:					<b>\$ 143.87</b>

#### Lone Star Investment Pool- Corporate Overnight Fund

<i>Beginning Date</i>	<i>Ending Date</i>	<i>Maturity</i>	<i>Bank Balance</i>	<i>Interest Rate</i>	<i>Interest Earned</i>
01-Jul-21	31-Jul-21	Overnight	\$ 1,183,166.82	0.08%	\$ 85.10
01-Aug-21	31-Aug-21	Overnight	\$ 1,183,229.30	0.06%	\$ 62.48
01-Sep-21	30-Sep-21	Overnight	\$ 1,183,280.67	0.05%	\$ 51.37
01-Oct-21	31-Oct-21	Overnight	\$ 1,183,334.94	0.05%	\$ 54.27
01-Nov-21	30-Nov-21	Overnight	\$ 1,183,395.40	0.06%	\$ 60.46
01-Dec-21	31-Dec-21	Overnight	\$ 1,183,470.34	0.07%	\$ 74.94
01-Jan-22	31-Jan-22	Overnight	\$ 1,183,562.78	0.09%	\$ 92.44
01-Feb-22	28-Feb-22	Overnight	\$ 1,226,833.77	0.11%	\$ 106.31
01-Mar-22	31-Mar-22	Overnight	\$ 1,269,754.83	0.25%	\$ 255.96
01-Apr-22	30-Apr-22	Overnight	\$ 1,270,196.13	0.42%	\$ 441.30
01-May-22	31-May-22	Overnight	\$ 1,271,080.04	0.82%	\$ 883.91
01-Jun-22	30-Jun-22	Overnight	\$ -	0.00%	\$ -
Interest Earned:					<b>\$ 2,168.54</b>
Total Worker's Compensation Fund Interest Earned :					<b>\$ 2,312.41</b>



**First Public**  
12007 Research Blvd.  
Austin, Texas 78759  
800.558.8875 • [firstpublic.com](http://firstpublic.com)

## Fund Performance Update May 31, 2022

*Comments by Mellon, Investment Manager*

*Custodian Bank: State Street Bank*

*Investment Managers:*

*American Beacon Advisors and*

*Mellon Investments Corp (Dreyfus)*

*The Lone Star Investment Pool is endorsed by:*

**TASA**



The Lone Star Investment Pool Information Statement should be read carefully before investing. Investors should consider the investment objectives, risks, changes, and expenses associated with this or any security prior to investing. Investment in Lone Star Investment Pool is not insured or guaranteed by the Federal Deposit Insurance Corporation (FDIC) or any other government agency, and although Lone Star seeks to preserve the value of the investment at a fixed share price, it is possible to lose money by investing in Lone Star. For further information or for an Information Statement contact First Public at 800.558.8875. The return information is net of all current operating expenses. The return represents past performance and is no indication of future results.

U.S. Treasury yields fell on bonds maturing between one and ten years in May. It was the first monthly decline in the yield of the two-year note since last July. The S&P was slightly positive in May but has lost over 13% so far in 2022. As expected, the Fed hiked by 50bps at the May 4th FOMC meeting to take the target rate to a range of 0.75-1.00%. The Fed stated that quantitative tightening is expected to start at a monthly pace of \$17.5B for MBS and \$30B for U.S. Treasuries. Chair Powell said that in his opinion neutral rates are imprecise, but somewhere between 2% and 3%. He also said that a 75-basis point hike was not on the table for the June FOMC meeting. The labor market remains solid with payrolls increasing by 428,000 in April and the unemployment rate remaining at 3.6%. Headline inflation declined in April to 8.3% from 8.5%. The decline was largely mechanical due to higher base effects from last year.

---

### Active Participants This Month

Schools and Colleges	573
Other Governmental Entities	79
<i>Total</i>	<i>652</i>

## Government Overnight Fund

### Return Information

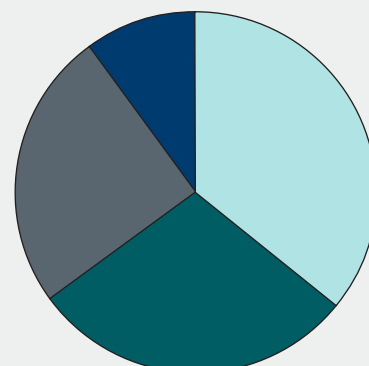
May 31, 2022

Average Monthly Return (a)	0.58%
SEC 7-day Fund Yield (b)	0.65%
Weighted Average Maturity One (c)	12 days
Weighted Average Maturity Two (c)	83 days
Portfolio Maturing beyond One Year	7%
Net Asset Value (NAV)	\$1.00
Annualized Expense Ratio	0.06%
Standard & Poor's Rating	AAAm

### Inventory Position

	Book Value	Market Value
Cash/Repo	1,786,833,096.16	1,786,833,096.16
US Treasuries	1,437,925,552.08	1,436,825,334.82
Agencies	1,280,973,004.49	1,280,981,842.42
Money Market Funds	479,565,150.75	479,565,150.75
<b>Total Assets</b>	<b>4,985,296,803.48</b>	<b>4,984,205,424.15</b>

### Investment Distribution



Cash Repo	36%
Treasuries	29%
Agencies	25%
Money Market	10%

(a) The return information represents the average annualized rate of return on investments for the time period referenced. Return rates reflect a partial waiver of the Lone Star Investment Pool operating expense. Past performance is no guarantee of future results.



## Corporate Overnight Fund

### Return Information

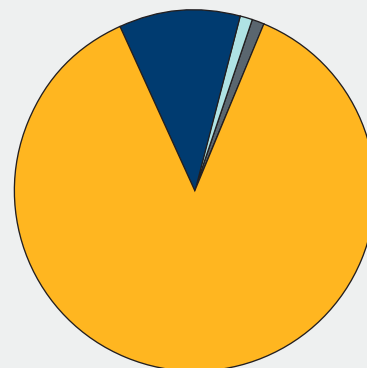
May 31, 2022

Average Monthly Return (a)	0.82%
SEC 7-day Fund Yield (b)	0.90%
Weighted Average Maturity One (c)	15 days
Weighted Average Maturity Two (c)	62 days
Portfolio Maturing beyond One Year	0%
Net Asset Value (NAV)	\$1.00
Annualized Expense Ratio	0.06%
Standard & Poor's Rating	AAAm

### Inventory Position

	Book Value	Market Value
Cash/Repo	35,582,281.32	35,582,281.32
US Treasuries	-	-
Agencies	10,000,000.00	10,000,242.10
Commercial Paper	3,085,887,231.84	3,085,619,048.28
Money Market Funds	430,456,609.80	430,454,105.06
<b>Total Assets</b>	<b>3,561,926,122.96</b>	<b>3,561,655,676.76</b>

### Investment Distribution



Commercial Paper	86%
Money Market	12%
Cash Repo	1%
Agencies	1%

(b)

**SEC 7-Day Yield Calculation**

$$\text{Yield} = 2 \left[ \left[ \frac{a-b}{cd} + 1 \right]^6 - 1 \right]$$

*a* - Dividend and interest income  
*b* - Expenses accrued for the period  
*c* - Average daily number of shares outstanding during the period that was entitled to dividends  
*d* - Maximum offering price per share on the last day of the period

## Corporate Overnight Plus Fund

### Return Information

May 31, 2022

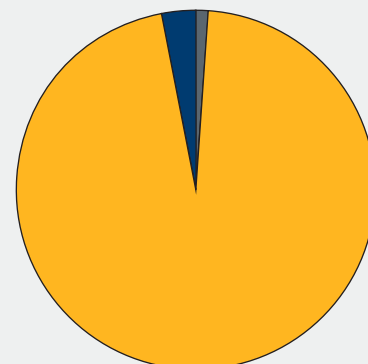
Average Monthly Return (a)	0.82%
SEC 7-day Fund Yield (b)	0.92%
Weighted Average Maturity One (c)	22 days
Weighted Average Maturity Two (c)	69 days
Portfolio Maturing beyond One Year	0%
Net Asset Value (NAV)	\$1.00
Annualized Expense Ratio	0.06%
Standard & Poor's Rating	AAAF/S1+

### Inventory Position

	Book Value	Market Value
Cash/Repo	-	-
US Treasuries	-	-
Agencies	30,000,000.00	30,000,726.30
Commercial Paper	8,510,212,814.17	8,509,044,211.82
Money Market Funds	318,465,978.18	318,464,654.06
Total Assets	8,858,678,792.35 *	8,857,509,592.18*


\* Total Assets reflects unsettled securities transaction that has a net effect of (58,696,129.63)

### Investment Distribution



Commercial Paper	96%
Money Market	3% *
Agencies	1%

(c) The Weighted Average Maturity One calculation uses the industry standard definition of state maturity for floating rate instruments, the number of days until the next reset date. The Weighted Average Maturity Two calculation uses the final maturity of any floating rate instruments, as opined in Texas Attorney General Opinion No. JC0359.



## Texas CLASS

## Texas CLASS

Date	Dividend Rate	Daily Yield
05/01/2022	0.000000000	0.5200%
05/02/2022	0.000014384	0.5250%
05/03/2022	0.000014777	0.5394%
05/04/2022	0.000015030	0.5486%
05/05/2022	0.000016167	0.5901%
05/06/2022	0.000061023	0.7425%
05/07/2022	0.000000000	0.7425%
05/08/2022	0.000000000	0.7425%
05/09/2022	0.000021713	0.7925%
05/10/2022	0.000022533	0.8224%
05/11/2022	0.000022851	0.8340%
05/12/2022	0.000023285	0.8499%
05/13/2022	0.000071433	0.8691%
05/14/2022	0.000000000	0.8691%
05/15/2022	0.000000000	0.8691%
05/16/2022	0.000023850	0.8706%
05/17/2022	0.000024217	0.8839%
05/18/2022	0.000024336	0.8882%
05/19/2022	0.000024220	0.8840%
05/20/2022	0.000072450	0.8815%
05/21/2022	0.000000000	0.8815%
05/22/2022	0.000000000	0.8815%
05/23/2022	0.000024356	0.8890%
05/24/2022	0.000024244	0.8849%
05/25/2022	0.000024582	0.8973%
05/26/2022	0.000024835	0.9065%
05/27/2022	0.000100728	0.9191%
05/28/2022	0.000000000	0.9192%
05/29/2022	0.000000000	0.9192%
05/30/2022	0.000000000	0.9192%
05/31/2022	0.000025212	0.9202%

Performance results are shown net of all fees and expenses and reflect the reinvestment of dividends and other earnings. Many factors affect performance including changes in market conditions and interest rates and in response to other economic, political, or financial developments. Investment involves risk including the possible loss of principal. No assurance can be given that the performance objectives of a given strategy will be achieved. **Past performance is no guarantee of future results. Any financial and/or investment decision may incur losses.**