





Absence Reason Percentages

[Return to Report Menu](#)

Start Date: 12/01/2025  End Date: 12/31/2025  Type: Absences  School(s): View All 

Employee Types :

View All
Admin Assistant
Assistant Principal
Assoc Dir SPED

Submit

Print

Absence Reason Type	% Needs Substitute	Absences Needing Substitute	% Does NOT Need Substitute	Absences NOT Needing Substitutes	% of Total Absences	Total Absences
Bereavement Leave	22.22%	2	77.78%	7	2.57%	9
Field Trip	0.00%	0	100.00%	3	0.86%	3
Personal > Personal Day	26.76%	9.5	73.24%	26	10.14%	35.5
Personal > Religious Holiday	50.00%	1	50.00%	1	0.57%	2
Professional Develop > Conference	33.33%	6	66.67%	12	5.14%	18
Professional Develop > Curriculum Develop	50.00%	5	50.00%	5	2.86%	10
School Program	100.00%	0.5	0.00%	0	0.14%	0.5
Sick > Bereavement	25.00%	2	75.00%	6	2.29%	8
Sick > Family Illness	46.30%	25	53.70%	29	15.43%	54
Sick > FMLA/LOA	34.21%	13	65.79%	25	10.86%	38
Sick > Personal Illness	37.14%	45.5	62.86%	77	35.00%	122.5
Spec Ed > Meeting	100.00%	0.5	0.00%	0	0.14%	0.5
Unpaid or Docked > Parental Leave	0.00%	0	100.00%	15	4.29%	15
Unpaid or Docked > Sick	33.33%	0.5	66.67%	1	0.43%	1.5
Vacation > Vacation Day	0.00%	0	100.00%	32.5	9.29%	32.5
TOTALS	31.57%	110.5	68.43%	239.5	100.00%	350