



February 17, 2026

Campus Spotlight: Collegiate Preparatory Elementary School

Ronnie Davis, Principal

Campus Celebrations



Celebrate our campus progress:

- Happy 10-Year Anniversary (Collegiate Pathway)
- Completion of AVID Student Business Expo (30 Participants/Entrepreneurs)
- Growth in Enrollment (476 to 511)
- High Attendance Rates (97%)
- 92 Scholars on A Honor Roll (Semester 1)
- 180 Scholars on AB Honor Roll (Semester 1)

Current challenges:

- Uncertified Staff and Teacher Capacity.
- Staff Departures and Staff Absences.
- New Curriculum Implementation Requirements.
- Accelerating Math proficiency, strengthening fidelity across classrooms.

Goals for the year:

- 95% Approaches, 65% Meets, and 35% Masters in all tested content areas



R.I.S.E.

Respect | Integrity | Scholarship | Endurance

Campus Celebrations and Success



Proud to be a
**National PTA®
School of
Excellence**



2020-2022

- Ranked #1231 in [Texas Elementary Schools](#).
- National PTA School of Excellence
 - 2020 - 2025 (5 Consecutive Years)
- Big Kahuna Fundraiser
 - (2 Consecutive Years)



R.I.S.E.

Respect | Integrity | Scholarship | Endurance

Campus Snapshot

Scholars	American Indian/Alaskan Native	1/511 = 0.20%
	Asian	1/511 = 0.20%
	Black/African-American	399/511 = 78.08%
	Hispanic-Latino	77/511 = 15.07%
	White	11/511 = 2.15%
	Two-or-More	22/511 = 4.31%
	Economically Disadvantaged	182/511 = 35.98%
	EB - Emergent Bilingual	9/511 = 1.76%
	Gifted and Talented	40/511 = 7.83%
	Section 504	15/511 = 2.94%
Teachers	Special Education	29/511 = 5.68%
	Choice Program Scholars	511 scholars
	Total Teaching Staff	27 Teachers
	Certified Teaching Staff	17/27 = 63%
	Non-Certified Teaching Staff	10/27 = 37%
	First Year in Classroom	2/27 = 7%
	2+ Years on Current Campus	16/27 = 66.67%
	Other Support Staff	4/27 = 15%



R.I.S.E.

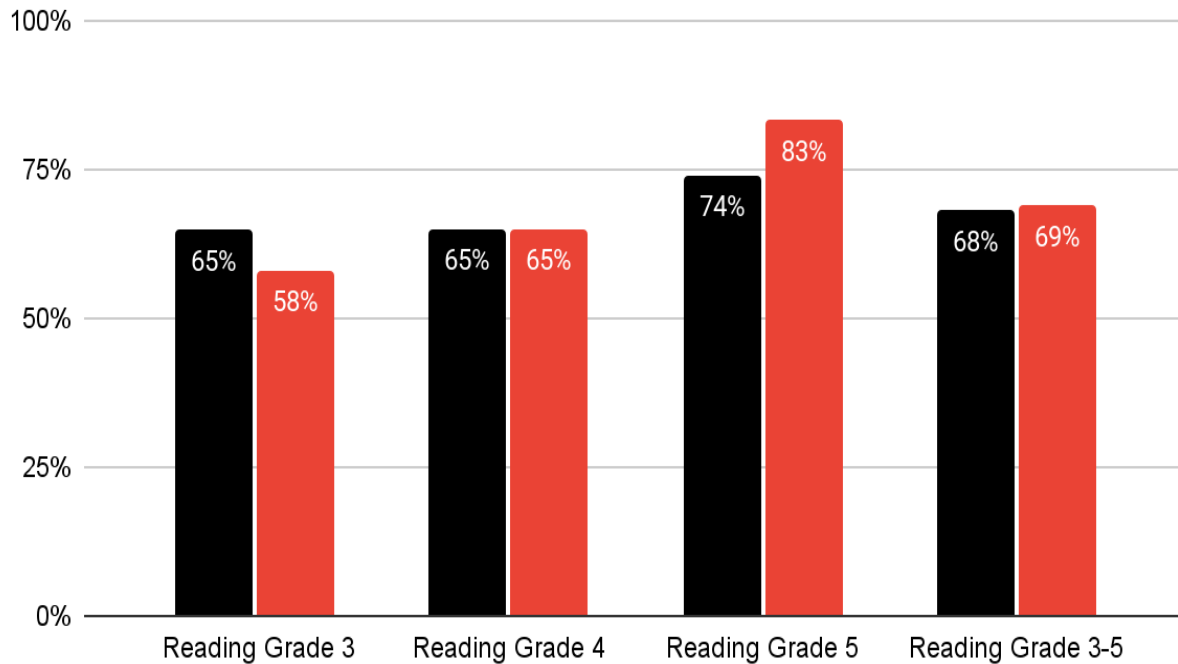
Respect | Integrity | Scholarship | Endurance

Academic Achievement: STAAR Performance (Meets and Above)



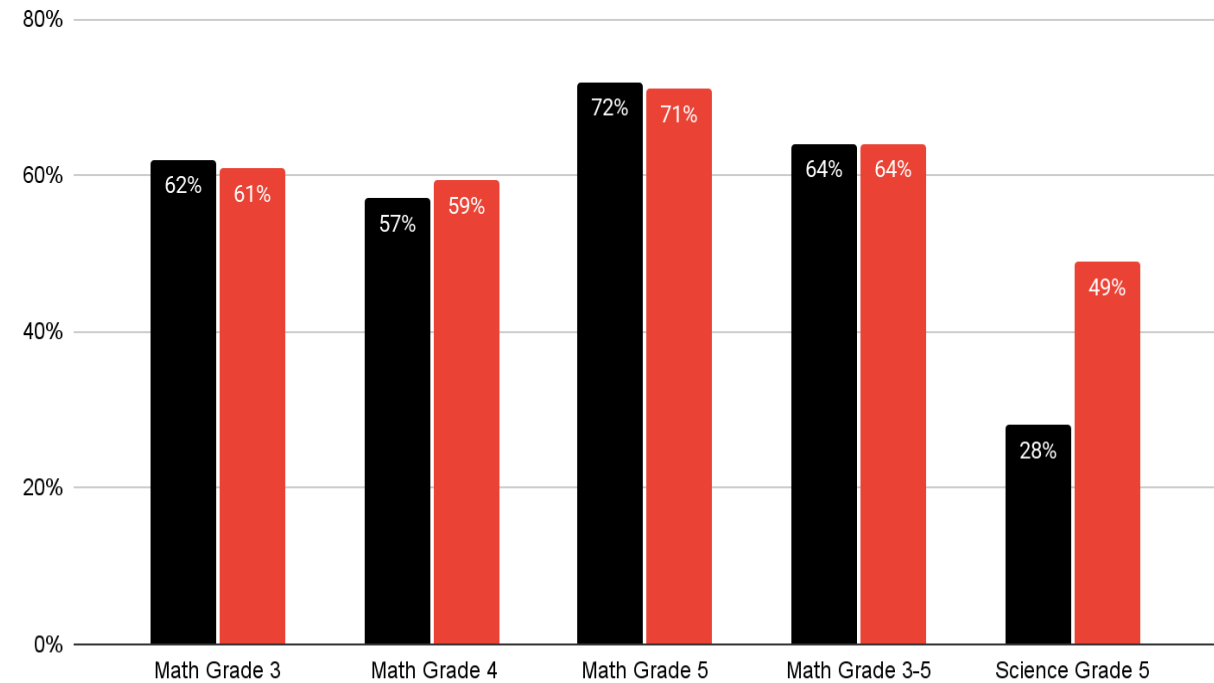
(24-25) STAAR Reading Performance (Meets or Above)

■ # Meets (23-24) ■ # Meets+ (24-25)



(24-25) STAAR Math Performance (Meets or Above)

■ % Meets (23-24) ■ # Meets+ (24-25)



R.I.S.E.

Respect | Integrity | Scholarship | Endurance

Academic Achievement



Overall Rating



91 out of 100

- A - Academic Rating (24-25)
- 3 Academic Distinctions Designations
 - Academic Achievement in Science
 - Top 25 Percent: Comparative Academic Growth
 - Top 25 Percent: Comparative Closing the Gaps
- 2025 - 2026
 - 32% Increase in K scholars meeting growth targets on NWEA/MAP. (R)
 - 30% Increase in 5th Grade scholars meeting growth targets (M)



Distinction Designations



Academic
Achievement in
Reading/
Language Arts



Academic
Achievement in
Mathematics



Academic
Achievement in
Science



Top 25% :
Comparative
Academic
Growth



Postsecondary
Readiness



Top 25% :
Comparative
Closing the
Gaps

Scholar Engagement



- Schoolwide AVID System
- PTA Involvement
- Scholar survey indicators:
 - increases in engagement and relationships

NEHS | Intramural Basketball | Prep Choir | Changemakers

| Pen Rally Squad | Class Ambassadors |



The Collegiate Prep **Changemakers**

**Citywide Fall Beautification day
Saturday, Nov 8, 2025**

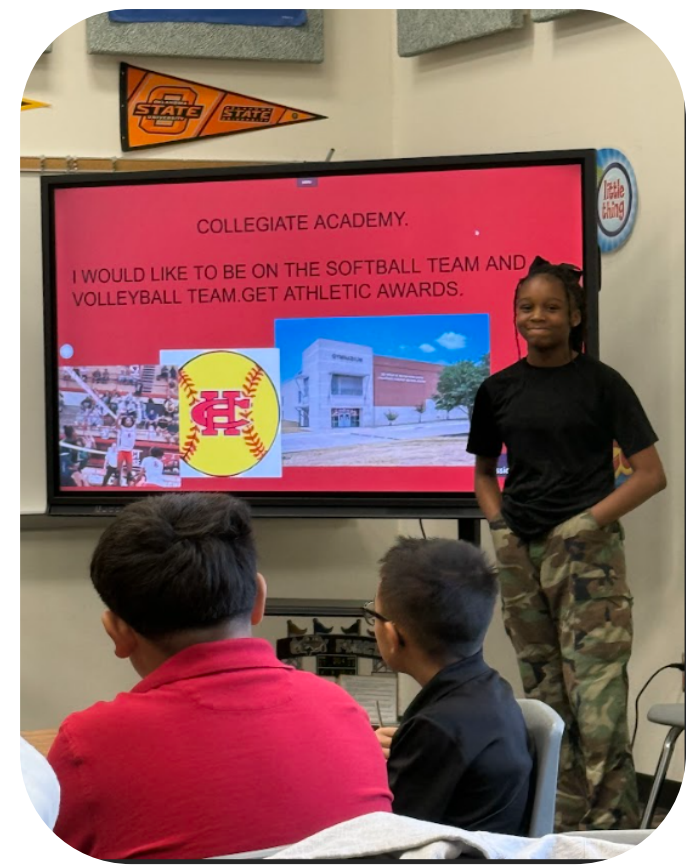


Our Changemakers made a big impact across Cedar Hill last month! Scholars helped refresh Little Free Libraries, added new kindness rocks to a community garden, and gave extra care to our campus and nearby parks and our school. Their teamwork, creativity, and leadership truly shined

Click on the button below to visit our Project Impact page on the Changemakers website to explore photos, reflections, and highlights from this project.



Staff Effectiveness and Culture



283 Members of PTA (25-26)

Fully staffed campus | 2025 Teacher Incentive Allotment - 1 KG, 1 (4th), 1 (5th)

Collegiate Prep Elementary School Goals



2025–2026 Campus Improvement Plan Goals

	Performance Objectives (Goals)
Goal 1	By May 2026, Collegiate Preparatory Elementary School will improve the percentage of 3rd-5th Grade scholars meeting grade-level standards on the 2026 STAAR Reading Assessment from 69% to 75%.
Goal 2	By May 2026, Collegiate Prep Elementary School will increase the percentage of 3rd-5th Grade scholars meeting grade-level standards on the 2026 STAAR Math Assessment from 64% Meets to 70% Meets.
Goal 3	By May 2026, Collegiate Prep Elementary will increase the percentage of scholars identified as College, Career and Military Ready Graduates from 80% to 85% by August 2028.
Goal 4	By May 2026, Collegiate Preparatory Elementary School will improve the percentage of 5th-grade scholars meeting grade-level standards on the STAAR Science Assessment from 49% to 60%.



R.I.S.E.

Respect | Integrity | Scholarship | Endurance

Semester 2 Focus: Looking Ahead



Campus Focus Areas

- Staff Capacity Building
- Student Achievement & Growth
- Tier 1 Improvement
- School Culture & Attendance
- Family Engagement



Action Items

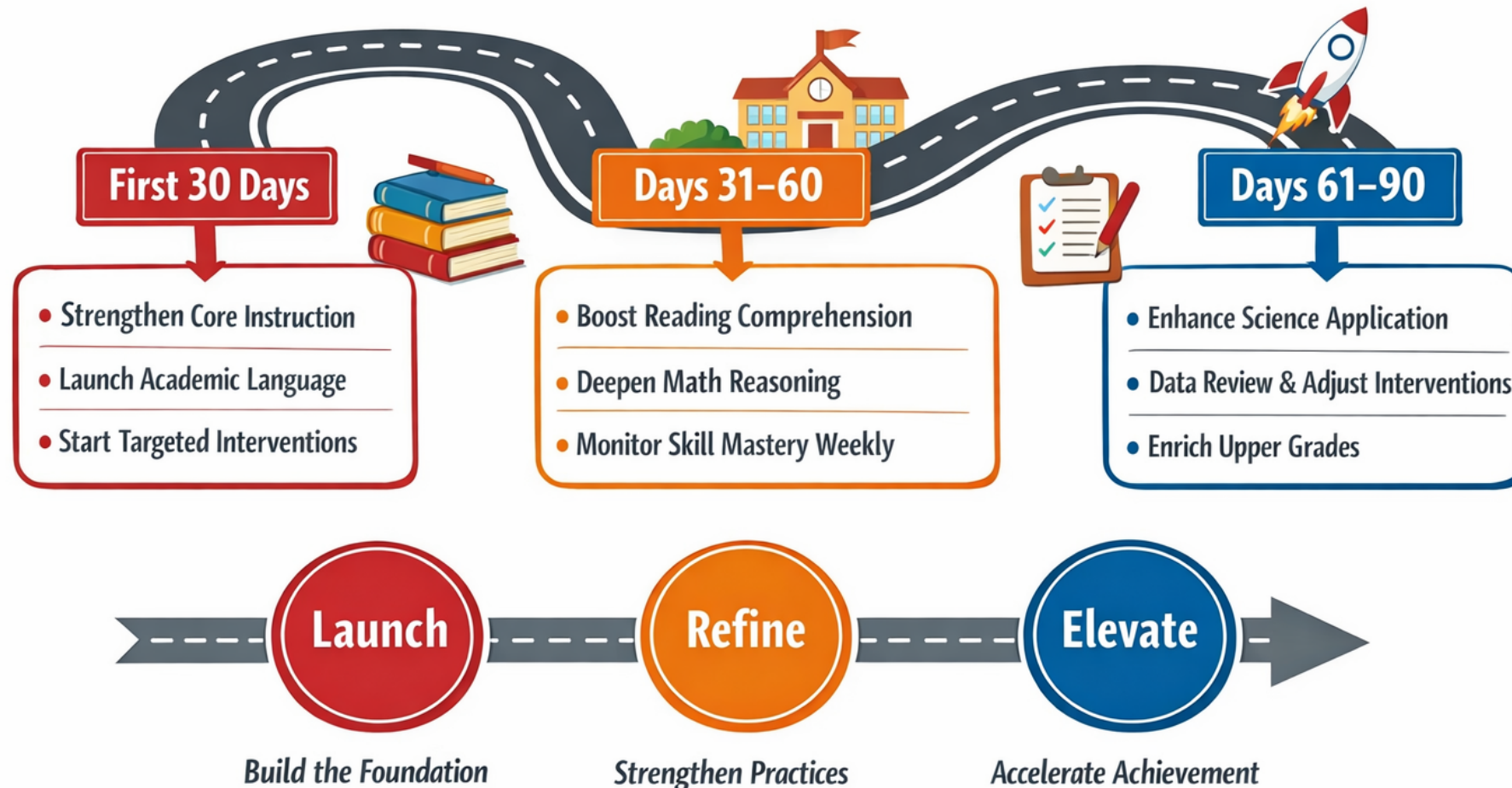
- Skill-based groups using Quintile/Skills gaps
- Targeted intervention for Math
- Targeted intervention for Reading
- Conduct goal conferences (grades, attendance, behavior, STAAR goals)
- Data cycles: reassess, regroup, and adjust placement

Semester 2 Focus: Road Map



Scholar Achievement Road Map: Next Steps for Growth

90-Day Implementation Timeline



Scholar Achievement Road Map: Next Steps for Growth



Semester 2 Focus:

Exact Path, Strategic Small Groups

Muilti-step, Vocabulary, Application

Improve Comprehension

PLC, Modeling, Clarity, Targets

Attendance Initiatives, Goals

Data Reviews, Measurable Growth

Independent Application



Questions

???