

# Return to School Plan for Red Wing Public Schools





## Our Priority

Supporting families, students, and staff to give our kids  
the structure that makes the most sense for our  
community



## Guiding Principles

- Health & Safety
- Equity
- Essential Student Learning
- Student Family, & Staff Support
- Clear & Consistent Communication
- Patience, Flexibility, and Empathy



## Community & Staff Input

- Listening Session with all principals and superintendent
- 2 Feedback Sessions (about 70 people)
- Parent Survey
- Staff Survey
- Email and phone call feedback



## What We Learned - Loud and Clear

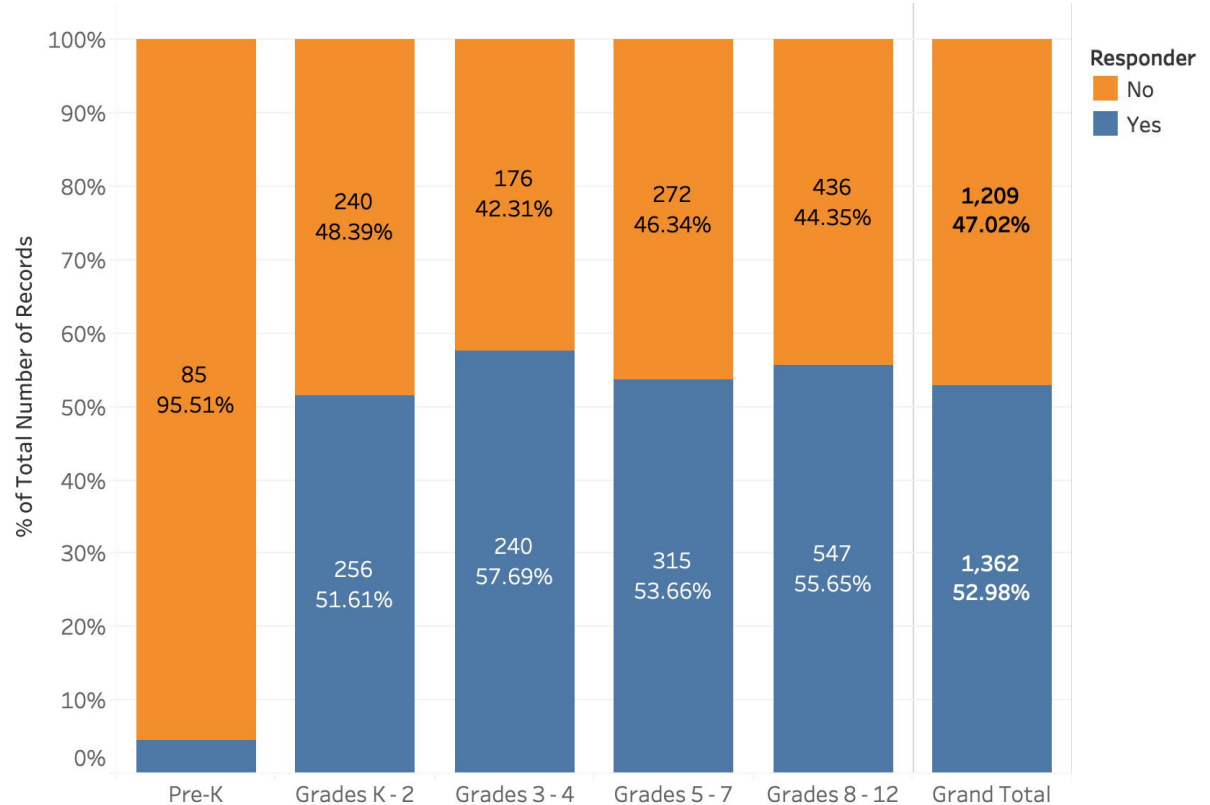
- Staff, Family and Student Safety
- More Social/Emotional Support
- More Mental Health Support
- More live interactions with student/student & student/teacher
- Consistent Expectations of Staff and Students
- Focus on the Little People First
- Consider Project Based Learning with Community Support
- Student & Family Support / How to Nights & Training
- Consider Keeping Families Together
- Possible High Speed Community WiFi



## Parent Survey: Grade Level of their Children

818 parents responded to the parent survey. This represented the parents of students, or 53% of the RWPS student population

Response rates were consistent across grade levels with the exception of Pre-K parents.



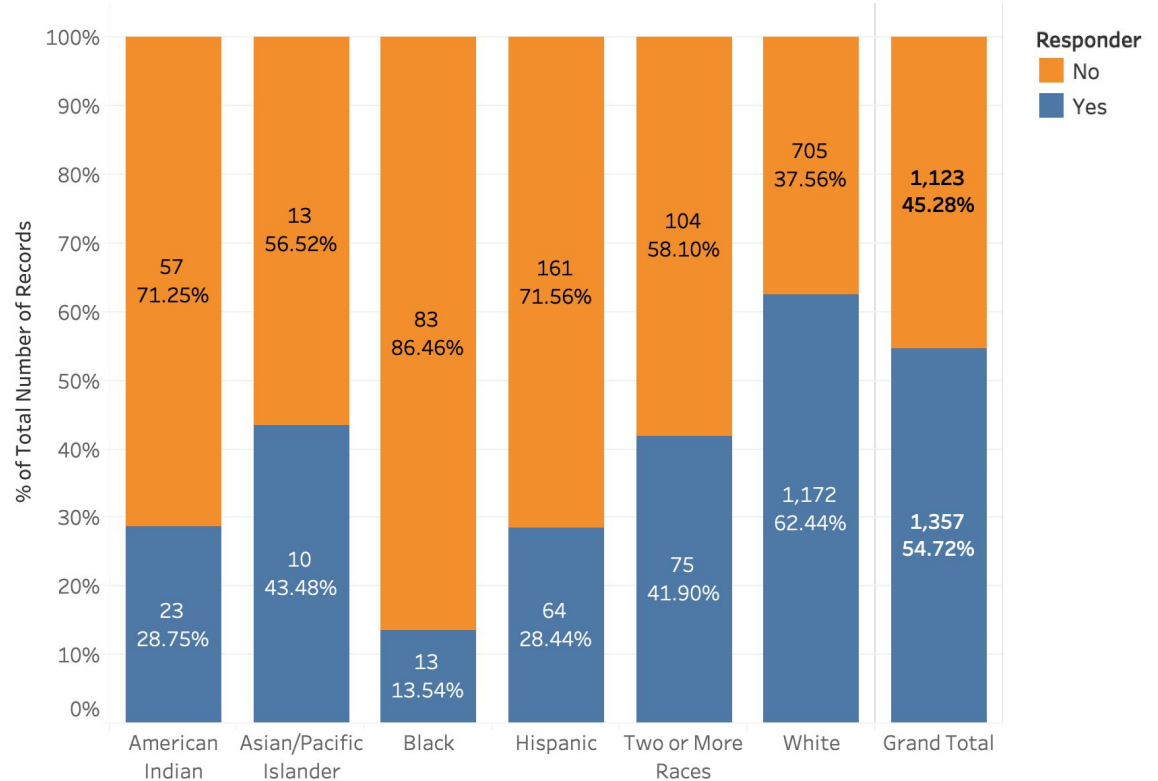


# Parent Survey: Response by Demographic

Parents from some demographic groups were less likely to respond to the survey.

Survey response rates for student groups:

- 31% of Students of Color
- 41% of Special Ed
- 35% of Free or Reduced Price Lunch

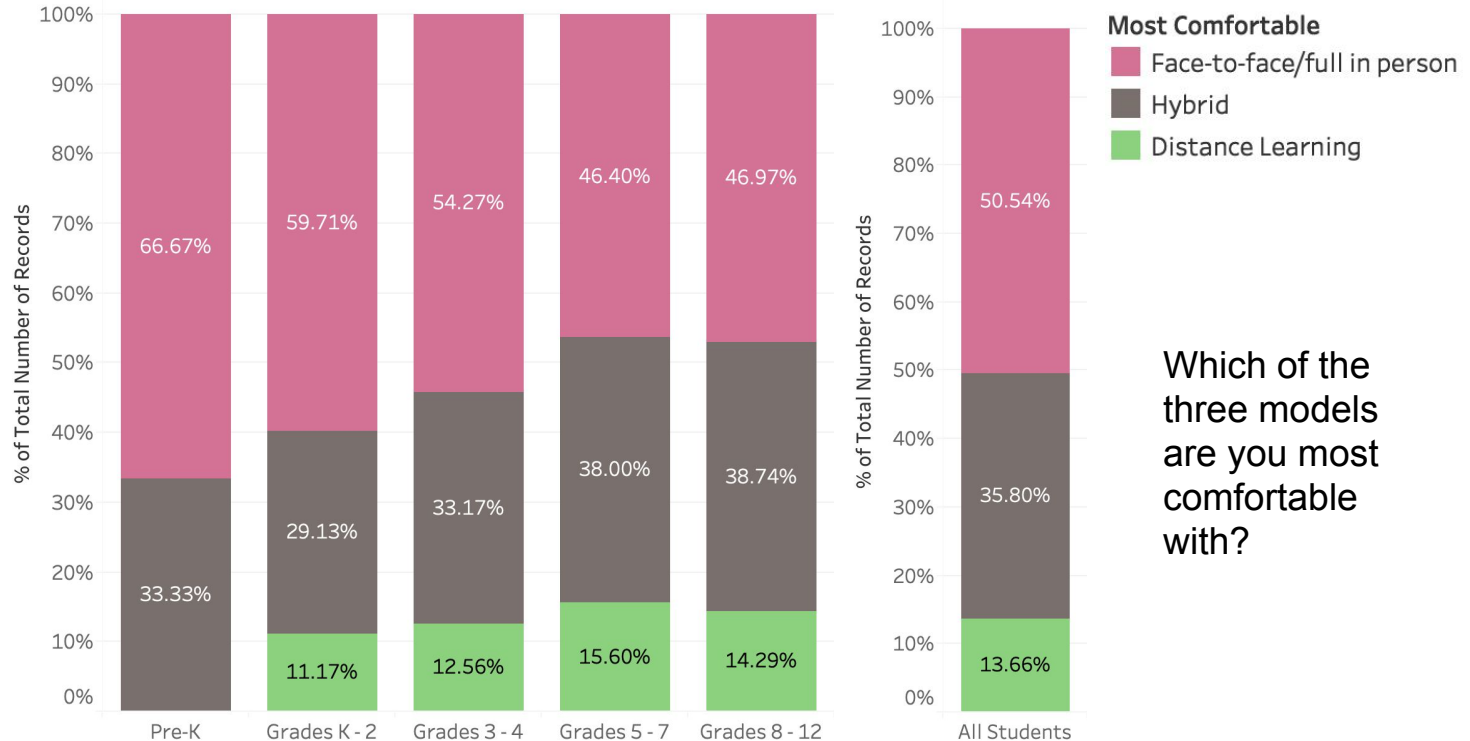




# Parents: Face-to-face/Hybrid/Distance

Overall, half of parents are most comfortable with face-to-face instruction, 35% are most comfortable with hybrid and 14% with distance learning.

Parents of younger students are most comfortable with face-to-face instruction.



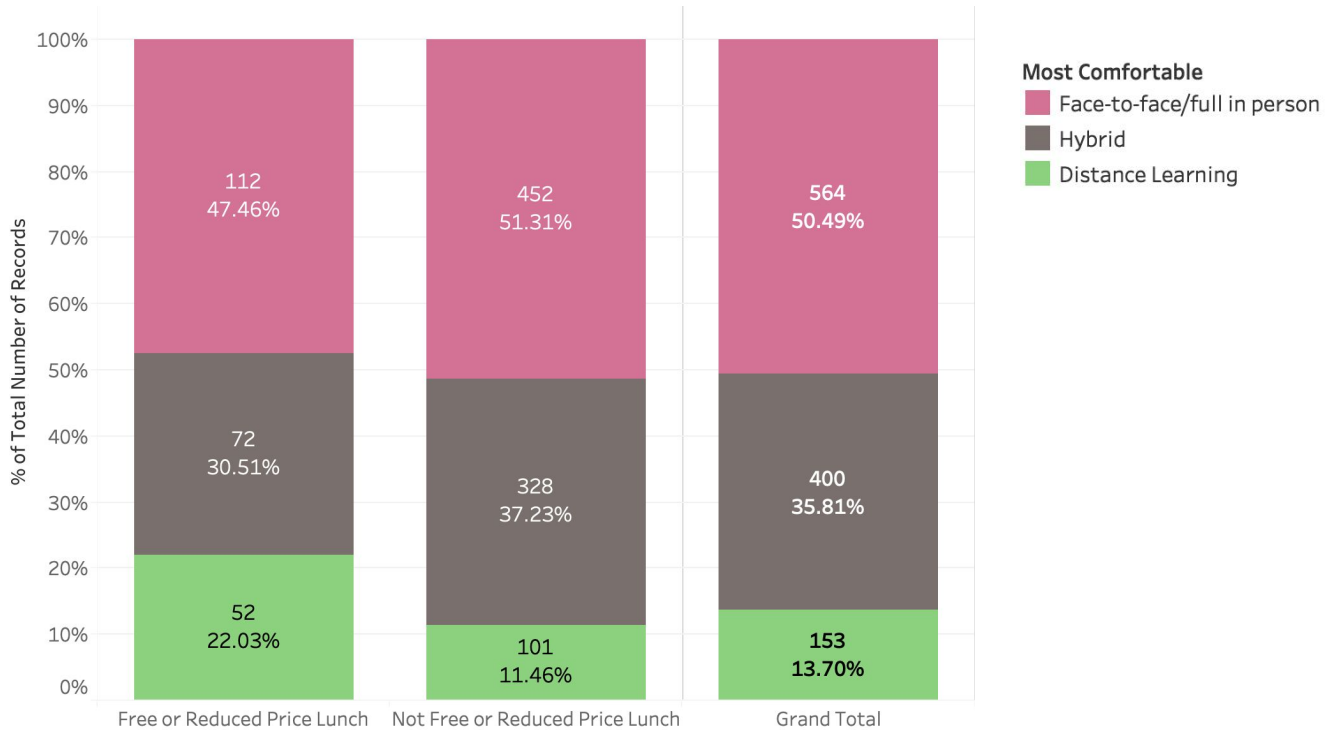
Which of the three models are you most comfortable with?





Parents of students that receive free or reduced price lunch have are less likely to prefer an in person or hybrid model and are more likely to prefer a distance learning model.

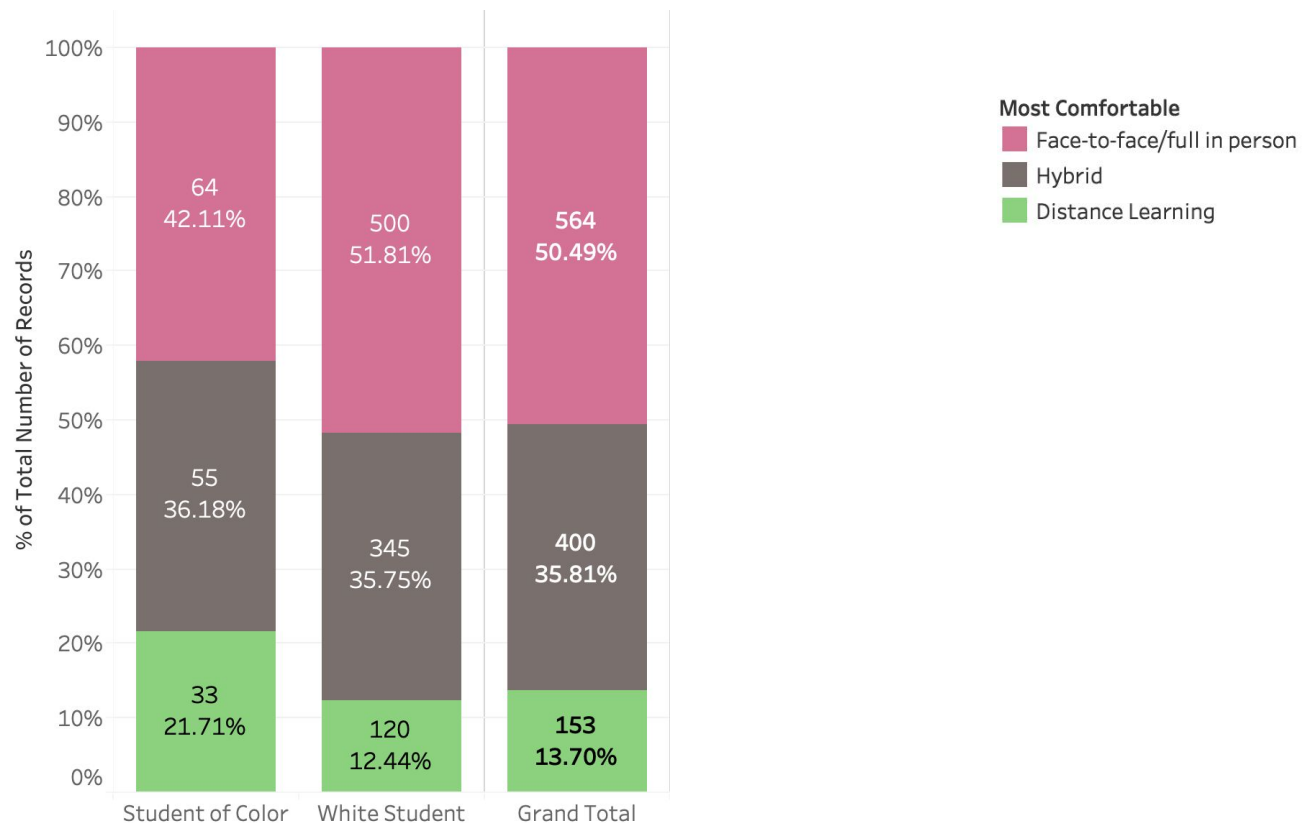
# Parents: Face-to-face/Hybrid/Distance





Parents of white students indicated they are more comfortable with face to face learning than parents of students of color. Conversely parents of students of color are more comfortable with a distance learning model than parents of white students.

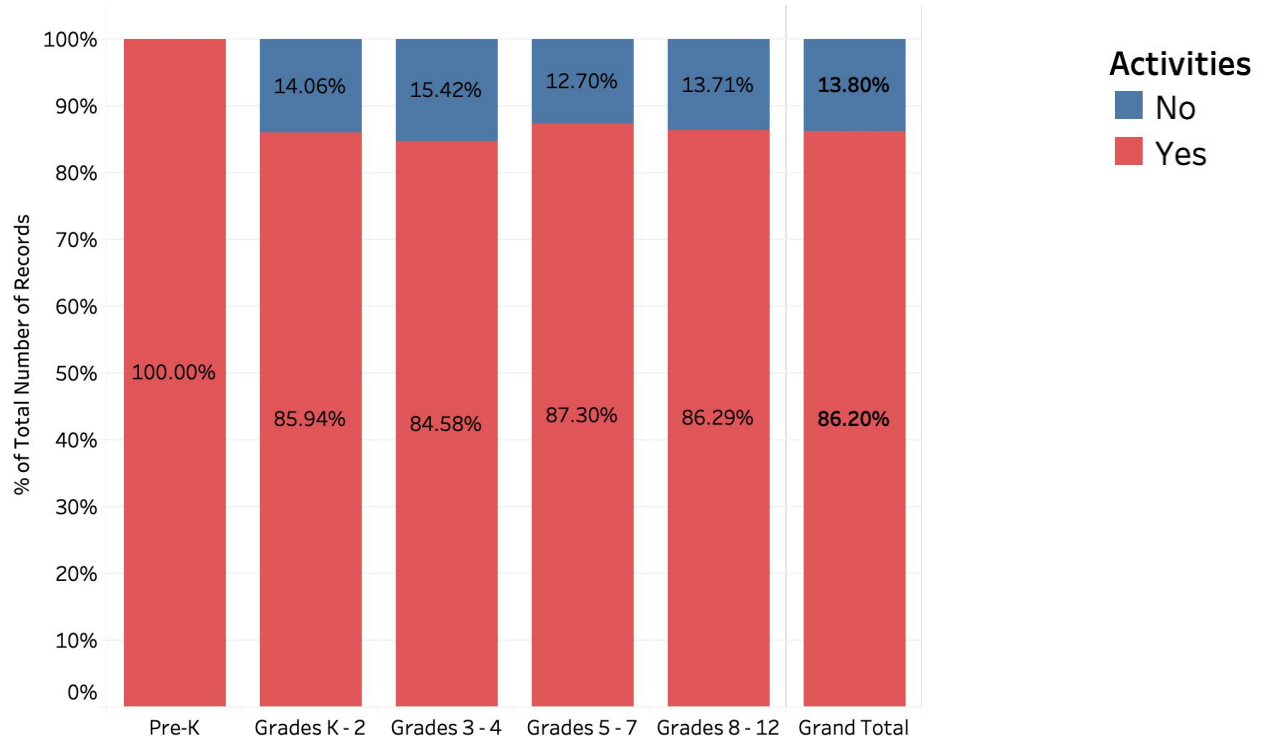
## Parents: Face-to-face/Hybrid/Distance





## Parents: Activities

A majority of parents are willing to let their child participate in activities and/or athletics, operating under the guidelines of MDH and MSHSL.



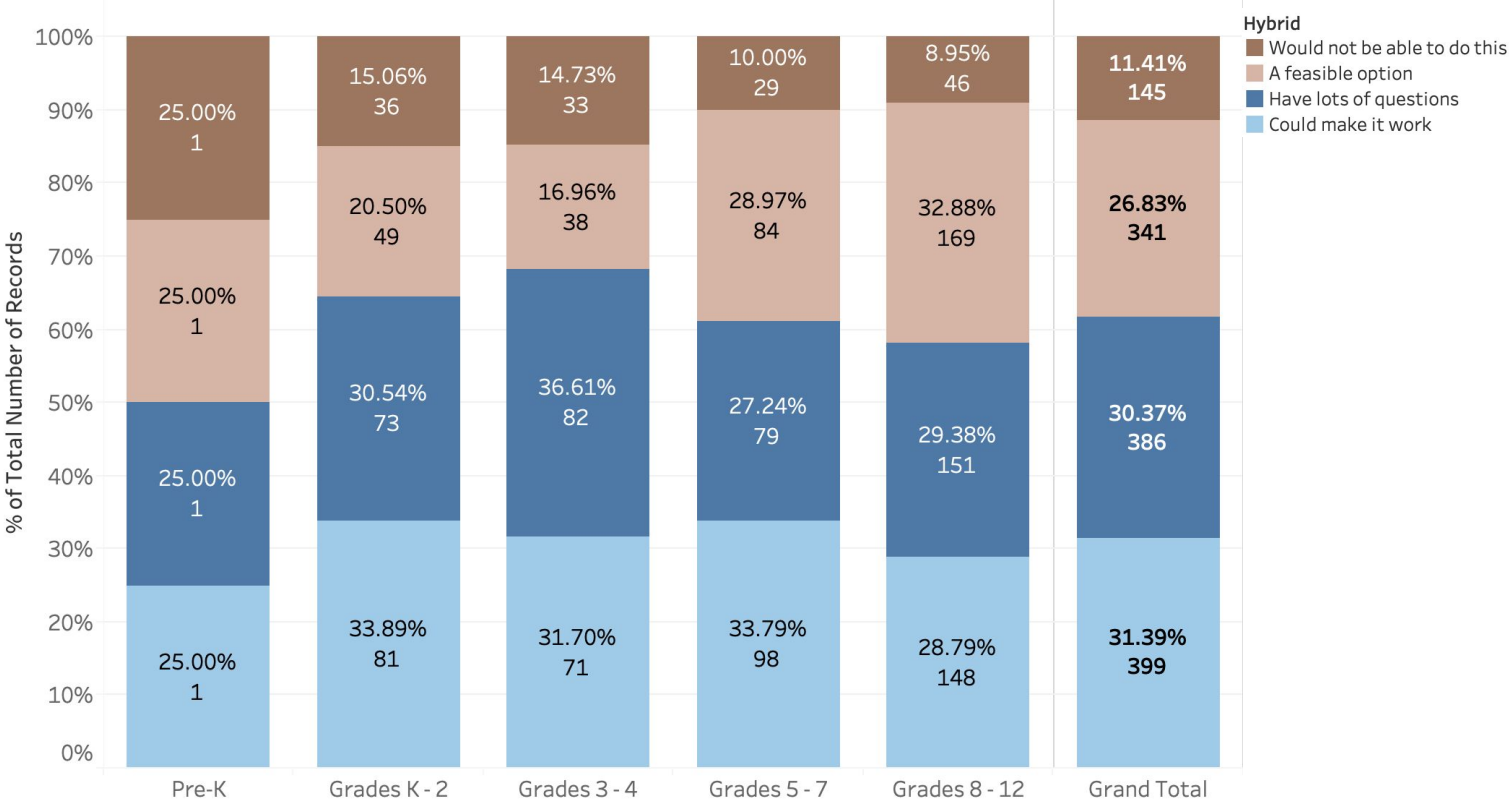


# Parents: Perspectives on Hybrid Model

Parents were asked how they feel about the option of hybrid learning.

Approximately half of parents say they could make it work or see it as a feasible option.

Parents of younger kids were more likely than those of older kids to indicate they would not be able to do a hybrid model.





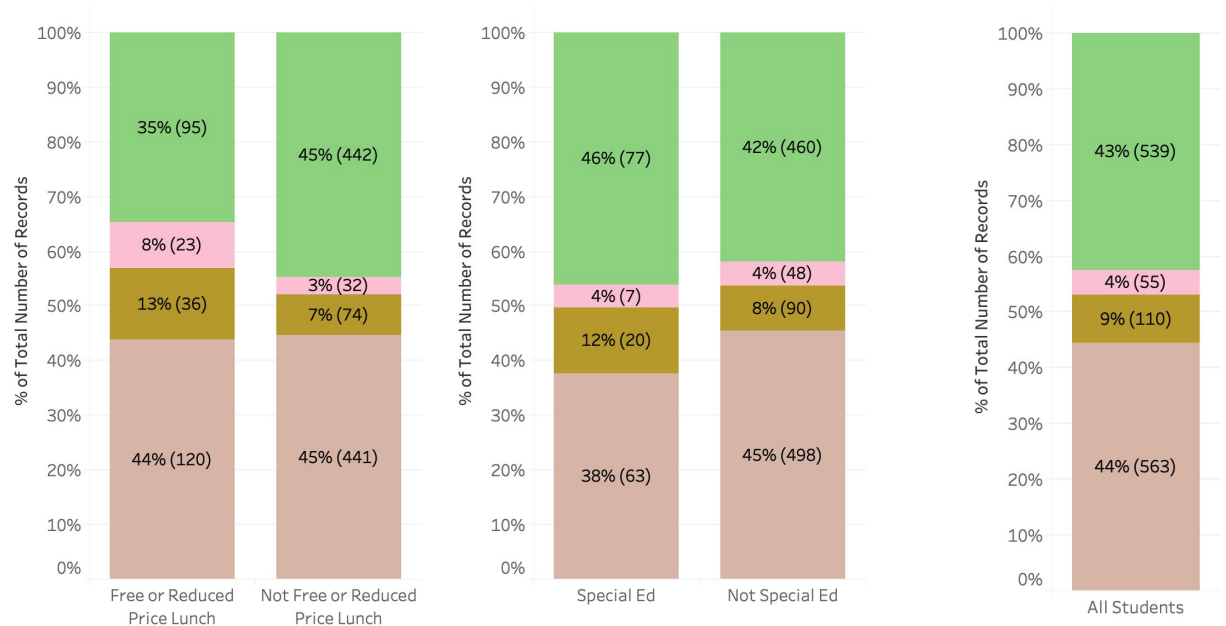
# Parents: Perspectives on In Person Model

Parents were asked how they feel about the option of face-to-face learning.

Parents of kids that receive free or reduced price lunch or special ed have more hesitations with using this model than parents overall.

### In Person

- All in, 100%, can't wait!
- I don't think I would be able to do it - I would need a remote option instead
- Only if there's a vaccine or treatment
- Would do it with concerns





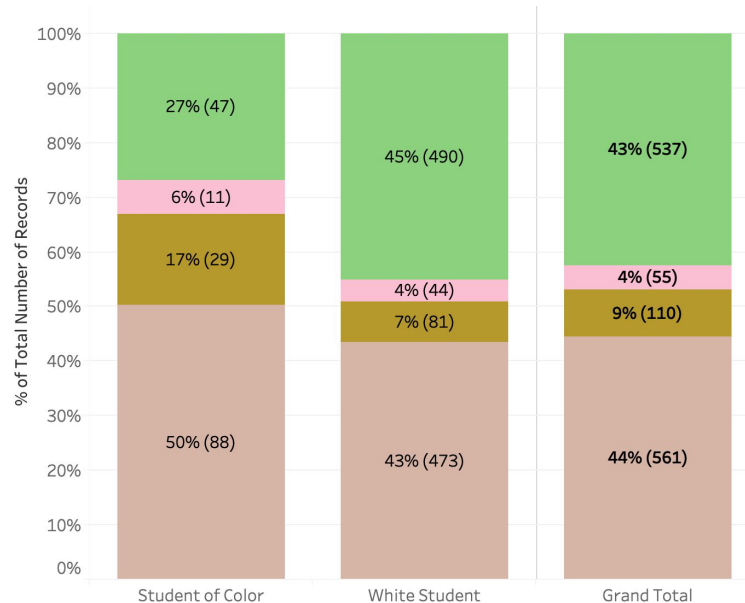
# Parents: Perspectives on In Person Model

Parents were asked how they feel about the option of face-to-face learning.

Parents of students of color were much less likely to indicate they are “all in” on face-to-face learning than parents of white students.

## In Person

- All in, 100%, can't wait!
- I don't think I would be able to do it - I would need a remote option instead
- Only if there's a vaccine or treatment
- Would do it with concerns





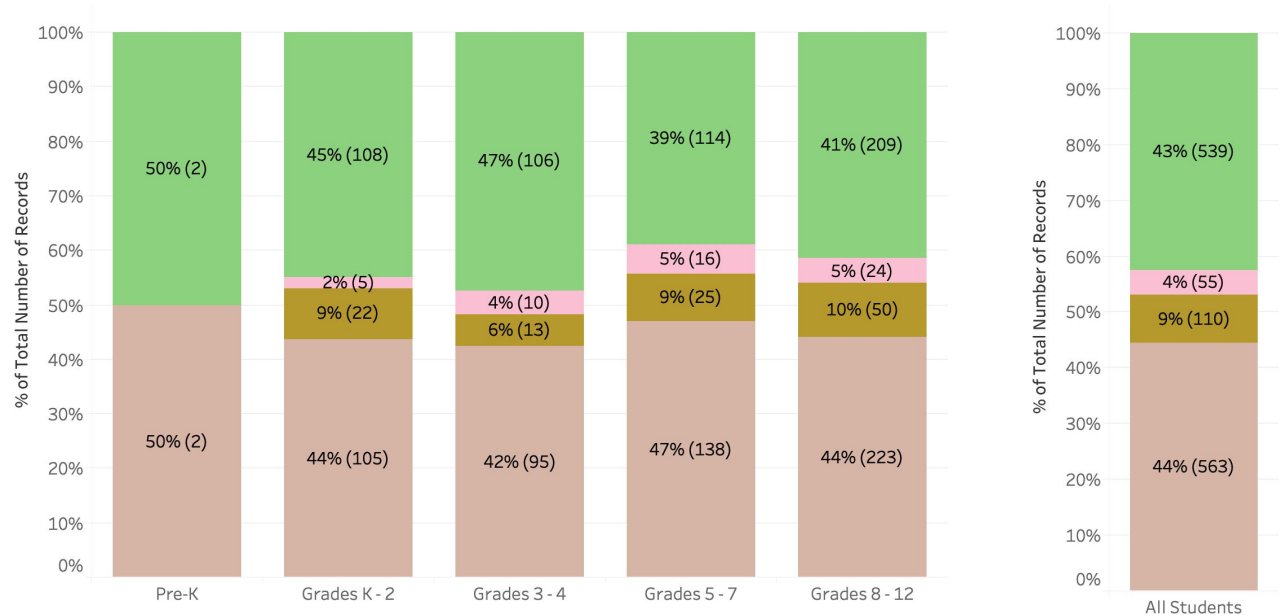
# Parents: Perspectives on In Person Model

Parents were asked how they feel about the option of face-to-face learning.

Parents of kids that are in younger grades are more likely to be enthusiastic about in person learning than those of older kids.

### In Person

- All in, 100%, can't wait!
- I don't think I would be able to do it - I would need a remote option instead
- Only if there's a vaccine or treatment
- Would do it with concerns





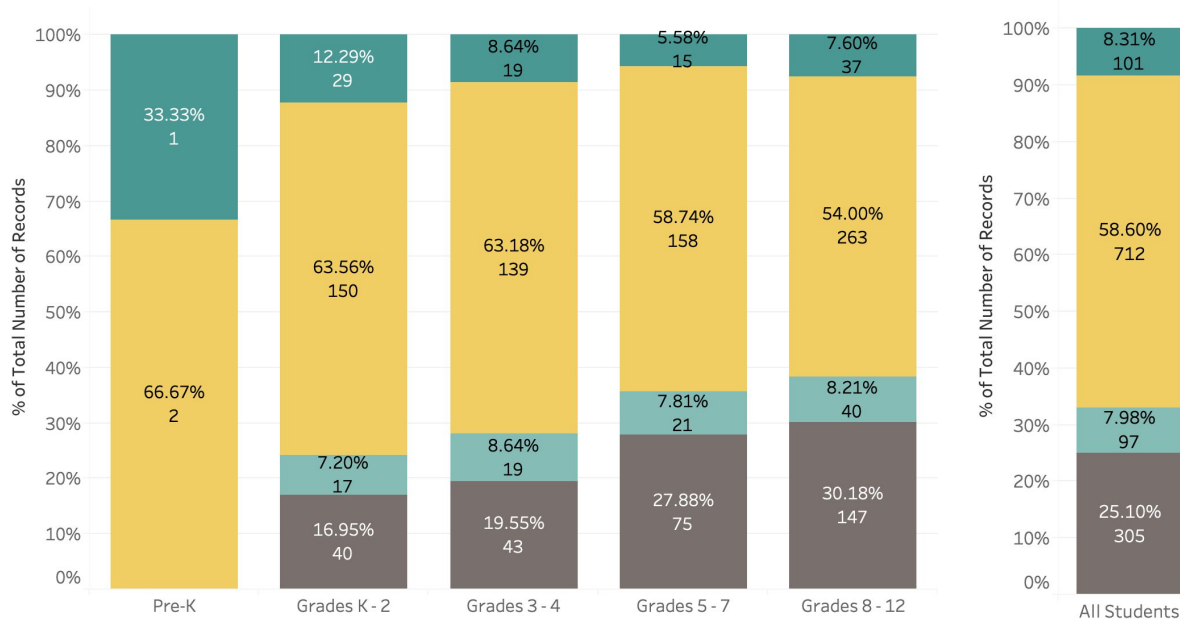
# Parents: Perspectives on Distance Model

Parents were asked how they feel about the option distance learning.

Parents of older kids are more likely to be comfortable with this model than parents of younger kids. Conversely, parents of younger kids are more likely to be comfortable with distance learning if there no other option.

## Distance

- I don't think I would be able to do
- Only if there's no other option
- Preferred if no vaccine or treatment is available
- Very comfortable, I can do this







## Current vs. Neighborhood Schools Model

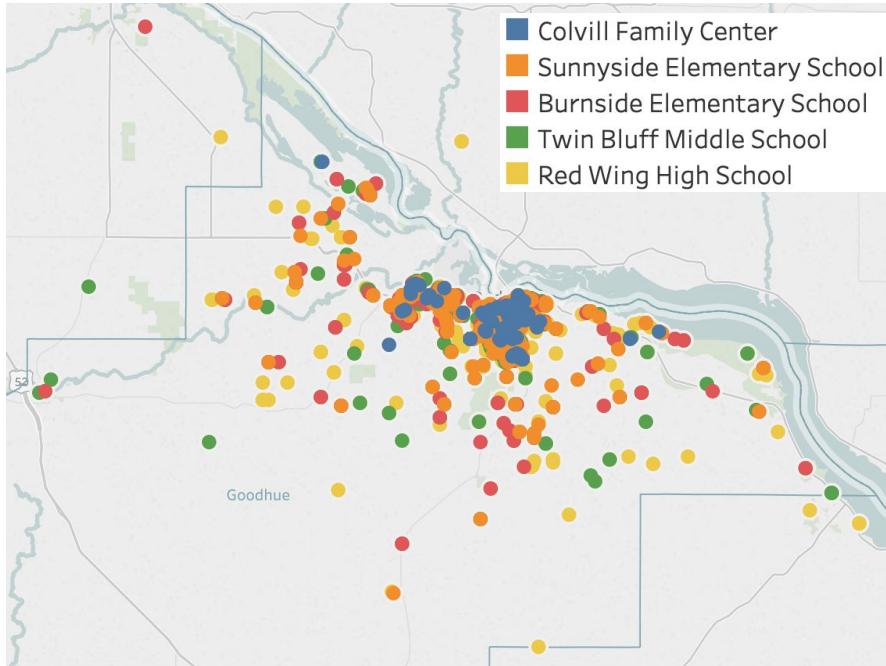
The number of students requiring transportation is affected by how they are placed in schools. Two alternatives, the Current Model and the Neighborhood School Model are compared.

1. In the Current School model, K-1 attend Sunnyside, 2nd graders are split between Sunnyside and Burnside, 3-4 attend Burnside, 5-7 attend Twin Bluff and 8-12 attend RWHS.
2. In the Neighborhood School model, 7-12 attend RWHS and all others attend whichever is closest: Burnside, Sunnyside, Jefferson or Twin Bluff.
3. For purposes of the analysis, students are in the walking zone (for both traditional and neighborhood) if they are within 2 miles of their assigned school.

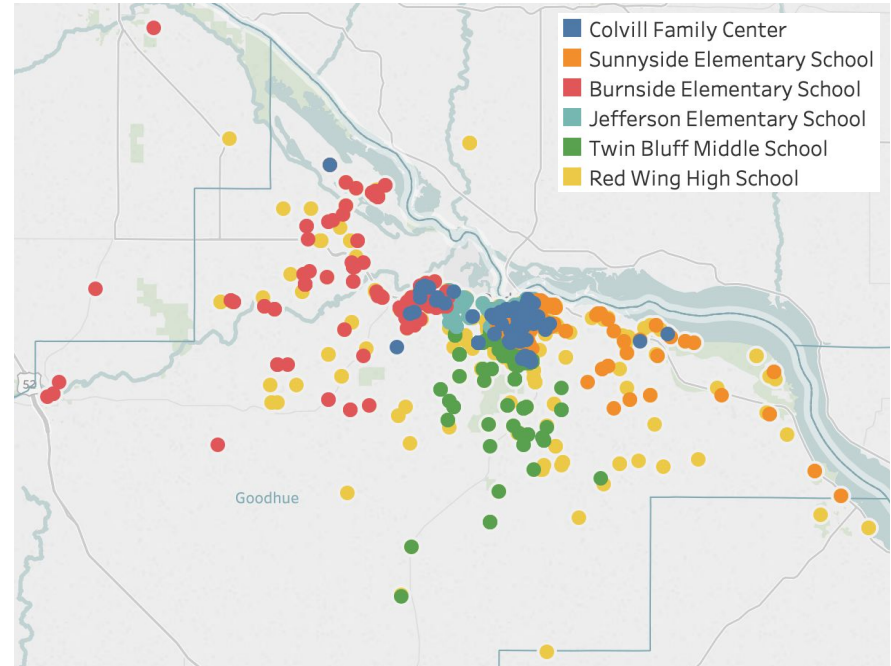


# Current vs. Neighborhood Schools Model

## Current



## Neighborhood

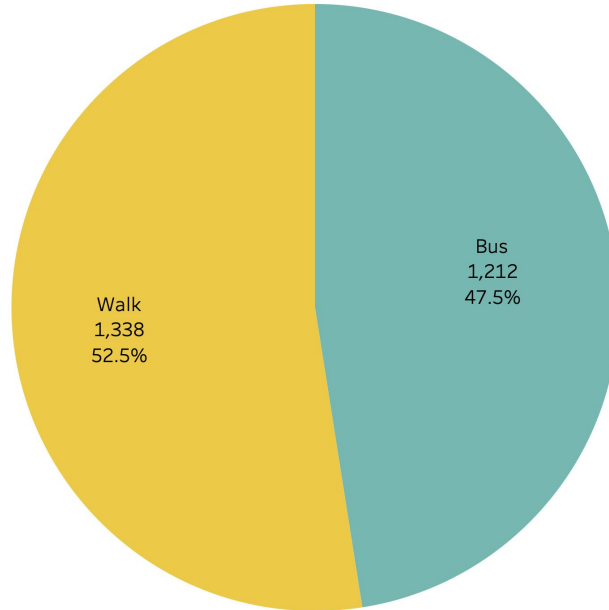




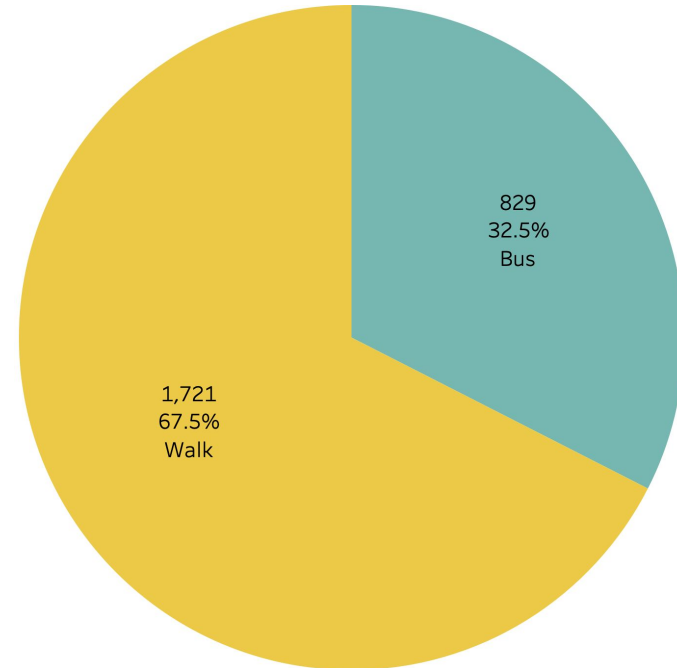
# Current vs. Neighborhood Schools Model

With the Current Model, roughly 1200 students would live 2+ miles from their assigned school. With the Neighborhood model, there would be roughly 830.

## Current



## Neighborhood



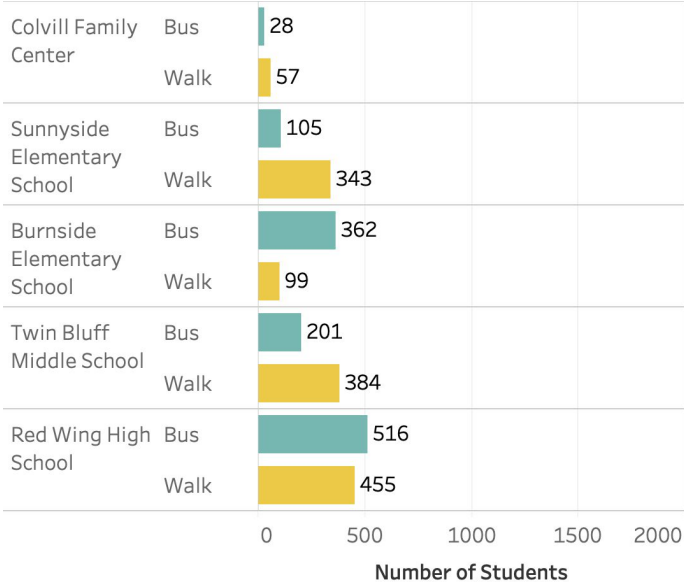


# Current vs. Neighborhood Schools Model

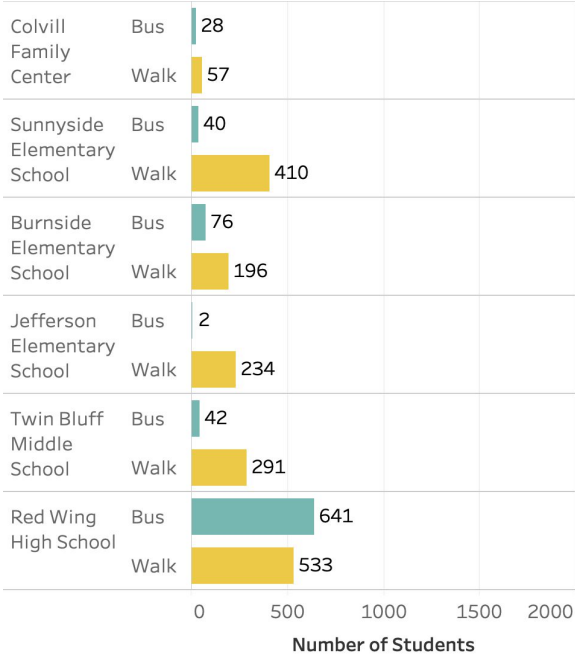
Under either model, most students outside their Walk Zone will be at RWHS.

Excluding the High School, the number of students 2+ miles from their assigned school would be 700 for the Traditional model and 190 for the Neighborhood model.

### Current



### Neighborhood





## Instructional Model Options

- **Full Distance Learning**
- **Hybrid Learning**
- **Face to Face Learning**

\* All Instructional Models also have a 100% virtual option for parents to consider.



## Daily Schedule Proposal

**K-12: Regardless of scenario, follow your child's schedule. It will not change.**

**7-12: Proposed Daily Schedule "True Block"**

- **4 Quarters**
- **4 classes per quarter**



# Scenario 1: Full Distance Learning

Monday

Tuesday

Wednesday

Thursday

Friday

EC-12





## Scenario 2: Hybrid Learning

Monday



Tuesday




Wednesday



Thursday



Friday



EC - 4

@ Colvill & Neighborhood  
School


5 - 12

5-6 @ Neighborhood  
Schools  
7-12 @ RWHS  
COHORT A



5 - 12

5-6 @ Neighborhood  
Schools  
7-12 @ RWHS  
COHORT B  
HALF of the STUDENTS







# Scenario 3: Full Face-to-face Learning (Virtual option)

EC - 12  
@ Colvill, Neighborhood  
Schools, RWHS

Monday



Tuesday




Wednesday



Thursday



Friday



With Virtual  
Option





## Health & Safety Protocols

- Self check - 3 questions
- Go to immediately to first hour at RWHS
- Meals in classrooms
- Lockers & locker rooms will be closed
- One way hallways during passing time
- Cleaning - Sanitize rooms between classes (high touch: desks, door handles, tables)
- Supervision in the hallway
- Bathroom breaks during class - cleaning during passing time
- Discussing the possibility of requiring masks