



smore



Share



Translate



Accessibility

35.5K

May 16th, 2025

Versión en español de la carta Si desea leer este boletín en español, haga clic en el 'botón traducir' en el cuadro negro a la derecha.

Important Dates:

May Dates

18-May Baccalaureate 3:00 at Zion Lutheran Church (6101 FM1105, Georgetown)

20-May Senior Walk Campuses 8:30

22-May Graduation Practice Cafeteria 8:00

23 May Graduation Jarrell Stadium 8:30 pm

Intent to Return

Filling out the Google Form below is **required for all students**, whether you are **returning or not returning** to JISD for the upcoming school year. This information is essential for planning and, for returning students, it is necessary in order to be **assigned a teacher**. All families must provide **proof of address**. If the proof of address is not in the parent or guardian's name, **an affidavit will be required**. Please **call the JHS Registrar's Office** to discuss the next steps in this process. We're here to help make it as smooth as possible.

[25-26 Intent to Return to JISD](#)

Spring Finals Schedule

Thursday/Friday - May 15th & 16th Seniors – Finals for Period 1, Period 4, Period 5, Period 6, Period

and Peri



👁 35.5K

Sunday – May 18th – Baccalaureate 3:00 at Zion Lutheran Church (6101 FM1105, Georgetown)

Monday – May 19th 7:55 – 9:55 (120 min) 2nd Period Exam

10:00 – 12:00 (120 min) 3rd Period Exam

12:05 – 12:45 Lunch

12:45 Buses are to arrive

Tuesday – May 20th 7:55 – 9:55 (120 min) 4th Period Exam

10:00 – 12:00 (120 min) 5th Period Exam

12:05 – 12:45 Lunch

12:45 Buses are to arrive

Senior Walk – 7:55 Arrival in the cafeteria and an 8:30 am departure

Wednesday – May 21st 7:55 – 9:55 (120 min) 6th Period Exam

10:00 – 12:00 (120 min) 7th Period Exam

12:05 – 12:45 Lunch

12:45 Buses are to arrive

Seniors attend Senior Trip or check in and finalize End of Year Details. (Seniors Last Day)

Thursday – May 22nd 7:55 – 9:55 (120 min) 1st Period Exam

10:00 – 12:00 (120 min) 8th Period Exam

12:05 – 12:45 Lunch

12:45 Buses are to arrive

Seniors Mandatory Graduation Practice – Cafeteria 8:00 AM

Friday – May 23rd Teacher Workday

Make-up exams can be completed each afternoon after the scheduled exam day. Students can use the 1st or 8th exam time to make up exams if they have 1st or 8th as off periods.

Each class is to have a final day and period of a specified final time.

Graduation 8:30 PM

Graduation Parking

The Commencement Ceremony will take place Friday, May 23rd, at 8:30 p.m. at the Jarrell High School Stadium. Students must arrive at the Small Gym by 7:30 pm. Only graduates will be allowed in the Small Gym. Guests and parents will not be permitted in the Small Gym. Students will be allowed to park in the staff parking lot in front of the school or be dropped off at the Small Gym entrance. We are highly encouraging students to be dropped off to help with parking availability. Please allow for traffic. Family members and guests should park in the student parking area and lots south of the campus. If you have a guest in which walking can be challenging or is in a

Diagram illustrating the layout of a school campus with various parking areas and fire lanes. The diagram includes the following labels:

- North (N) arrow pointing up.
- Fenced In No Parking
- Graduation Parking
- Over Flow Parking
- Construction No Parking
- Fire Lane No Parking
- Student & Staff Fire Lane No Parking
- Behind Fence



35.5K

Jarrell ISD Graduate Profile

A student who graduates from Jarrell ISD has a solid academic foundation, strong integrity, and:

Exhibits Mindfulness and Wellness

- Exhibit safe, respectful, and responsible decision-making skills
- Engage in healthy life choices
- Understand and manage emotions
- Set and achieve positive goals
- Feel and show empathy for others
- Establish and maintain healthy relationships

Acts as a Servant Leader

- Demonstrate confidence while maintaining a humble and kind demeanor
- Prioritize the needs of others while accepting responsibility for themselves
- Accountable for their own actions
- Are optimistic and strive to bring out the best in others

Communicates Effectively

- Communicate clearly both orally and in writing
- Respectfully and actively listen to others
- Appropriately engage in courageous conversations
- Proficient with the use of technology for presentation purposes



Thinks Critically and Analytically

- Visionary and solution-oriented problem solvers
- Inquisitive and innovative
- Have courage to actively challenge conventional methods to improve themselves and others
- Meaningfully and practically apply knowledge in productive ways

Strives to be a Compassionate and Culturally Aware Citizen

- Make ethical decisions and exhibit care and concern for others
- Embrace inclusivity and diversity
- Work for the common good
- Actively engage in improving our diverse community
- Demonstrate behaviors that are safe, respectful, responsible, trustworthy, and self-disciplined

Explores Perspectives

- Demonstrates initiative and perseverance
- Identifies personal goals
- Accepts responsibility for his/her own actions

Aspires to be a Continuous Learner

- Set and evaluate goals
- Seek opportunities to learn and grow
- Adapt to change
- Approach life with wonder and curiosity
- Creative and academically prepared to pursue and attain futures beyond

Standard Response Protocol (SRP) Information

Provided is a copy of the Standard Response Protocol document with information on the language used during emergencies. There is also a link included with more information about the SRP flyer.

[SRP Information Link](#)

STANDARD RESPONSE PROTOCOL

INFORMATION FOR PARENTS AND GUARDIANS:
Our school has adopted The "I Love U Guys" Foundation's Standard Response Protocol (SRP). Students and staff will be training, practicing, and drilling the protocol.

COMMON LANGUAGE:
The Standard Response Protocol (SRP) is based on an all-hazards approach as approved by individual scenarios. Like the Incident Command System (ICS), SRP utilizes clear common language while allowing for flexibility in protocol. The premise is simple - there are five specific actions that can be performed during an incident. When communicating these, the action is labeled with a "Term of Art" and is then followed by a "Checklist." Execution of the action is performed by active participants, including students, staff, teachers and first responders. The SRP is based on the following actions: Hold, Secure, Lockdown, Evacuate, and Shelter.

HOLD
"In the Classroom or Area"
Students are trained to:
• Close the hallway and remain in their area or room until the "All Clear" is announced.
Adults and staff are trained to:
• Do business as usual
• Close and lock the door
• Account for students and adults
• Do business as usual

SECURE
"Get Inside, Lock Outside Doors"
Students are trained to:
• Return to inside of building
• Do business as usual
Adults and staff are trained to:
• Bring everyone indoors
• Lock the outside doors
• Increase situational awareness
• Account for students and adults
• Do business as usual

LOCKDOWN
"Locks, Lights, Door is Tight"
Students are trained to:
• Move away from right
• Maintain silence
• Do not open the door
• Turn out the lights
• Move away from right
• Maintain silence
• Do not open the door
• Prepare to evade or defend
Follow instructions
Adults and staff are trained to:
• Bring all staff and do not (unless instructed not to bring anything with them, dependent on reason for evacuation)
• Lead students to Evacuation location
• Account for students and adults
• Report injuries or problems using Red Card/Green Card method.

EVACUATE
"Go to Location"
Students are trained to:
• Leave staff behind if required to
• If possible, bring their phone
• Follow instructions
Adults and staff are trained to:
• Bring all staff and do not (unless instructed not to bring anything with them, dependent on reason for evacuation)
• Lead students to Evacuation location
• Account for students and adults
• Report injuries or problems using Red Card/Green Card method.

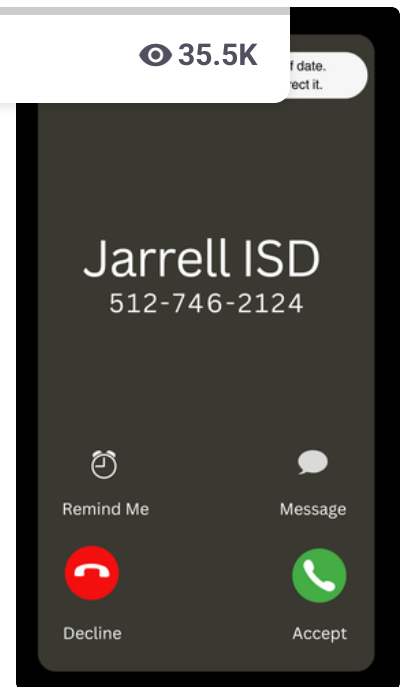
SHELTER
"Take Shelter and Safety Strategy"
Hazardous might include:
• Tornado
• Hurricane
• Earthquake
• Tsunami
Safety Strategies might include:
• Evacuate to shelter area
• Seal the room
• Drop, cover and hold
• Get to high ground
Students are trained to:
• Appropriate Hazard and Safety Strategies
Adults and staff are trained to:
• Appropriate Hazard and Safety Strategies
• Accounting for students and adults
• Report injuries or problems using Red Card/Green Card method.

Update Contact Information

Parents please make sure your contact information is UpToDate to ensure timely communication.



35.5K

f date.
ect it.

ParentSquare

Jarrell ISD uses ParentSquare for teacher-to-parent communication. ParentSquare is designed to keep parents informed and facilitate participation at school. It provides a safe way for teachers and parents/guardians to communicate.

Last year, we used ClassTag as our teacher-to-parent communication tool. However, after the feedback we received, it was clear parents wanted a change. We will now use ParentSquare. It offers a streamlined and user-friendly experience with features that enhance communication and engagement.

ParentSquare automatically generates an account for each parent, using their preferred email address and phone number. The accounts are generated regardless of when a parent enrolls their child. This platform is strictly for teachers and parents. The district and campus principals will continue using the current mass notification system to share information.

***NOTE for Current Families:** Accounts have been preloaded with parent and student information from the 2023 - 24 school year. As we transition to the 2024 - 25 school year, new information (updated grade levels, contact information, and student profiles) will automatically be uploaded to your account, ensuring a seamless and hassle-free process.

Below is more information about ParentSquare and links to videos/training materials.


Training Videos and Information


ParentSquare [Home](#)

ParentSquare Overview ([English](#)) ([Spanish](#))

Parent Training Video ([English](#)) ([Spanish](#))

Parent



 35.5K

Please let your families know that Jarrell ISD has a new T&L site. This site can reference for "homework". Our T&L site below has links with grade and content specific ideas including sections for high school. The link [Secondary Parent Academic Resources](#) will access the sections.

Chromebook Insurance Forms

Below are insurance forms for two options for those electing to get insurance. Should you have any questions please reach out to karen.adsitt@jarrellisd.org.



Jarrell ISD Worth Ave Group Device Protection Flyer - English 2024.pdf

Download
569.7 KB

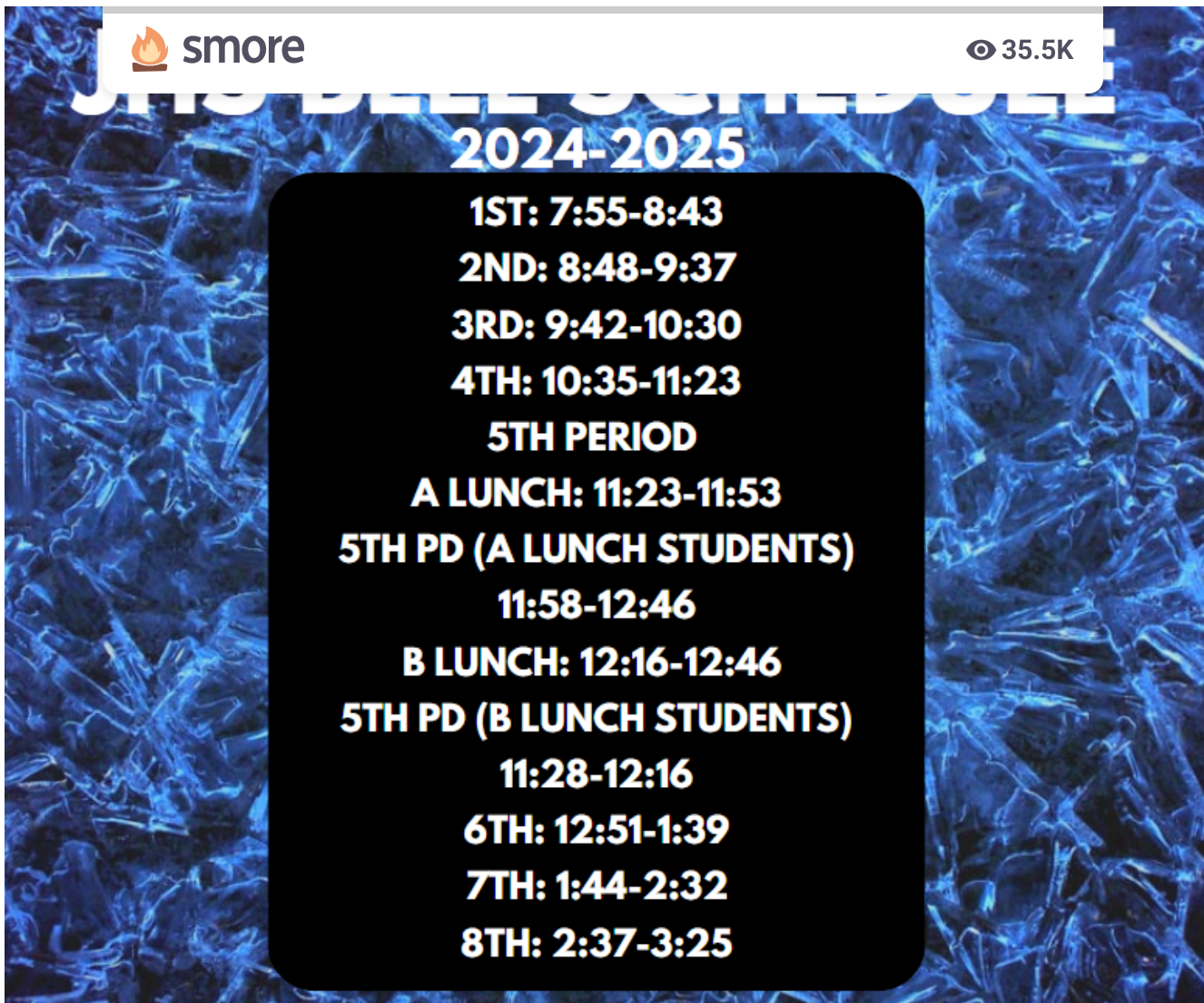


Jarrell ISD Worth Ave Group Device Protection Flyer - Spanish 2024.pdf

Download
568.9 KB



35.5K



Khan Academy

A great resource for students is the Khan academy. The organization has resources for most students grades and specifically high school. Most high school subjects are supported.

In a [recent study](#), students were over twice as likely to meet grade-level standards with Khan Academy. Districts across the country are partnering with us to ensure all their students succeed.

The link to Khan Academy is located at www.khanacademy.org

Attendance Matters!

Excessive absences place your child at risk of losing credit for the semester or the year. State law requires at least 90% attendance which allows for only 9 absences each semester of the school year to gain credit or be promoted. Attendance has a direct impact on a student's ability to learn. Please help us give your child the best education possible by ensuring they are in regular attendance at school.



35.5K



Attendance Matters

Every student. Every day.

Attendance Information

ENGLISH VIDEO: <https://vimeo.com/101425388>

SPANISH VIDEO: <https://vimeo.com/130556839>



35.5K

It's official: The Public Health Emergency (PHE) is ending March 31, 2023.
As a result of the end of the PHE, your Medicaid benefits may change.

Medicaid members must renew their benefits in order to keep getting benefits. You will get a renewal packet from the Texas Health and Human Services Commission (HHSC). Make sure to:

- Sign up for an account at yourtxbenefits.com or download the Your Texas Benefits mobile app
- Check that your address and contact information are correct with HHSC and Dell Children's Health Plan
- Return renewal packets or requests for information as soon as possible.

Dell Children's Health Plan is here to help as the PHE ends. We can help you renew your Medicaid benefits, whether you are a Dell Children's Health Plan member or not.

We will be available in-person to help with benefits renewal at **Braker Pointe 86, 10801 North Mopac Expressway, Austin, 78758**, on these dates:

- Starting March 4, every first Saturday from 9 a.m. to 12 p.m.
- Starting March 6, every Monday from 11 a.m. to 2 p.m.
- Starting March 21, every third Tuesday from 4 p.m. to 7 p.m.

Members can request help with getting a ride.
2 hour visitor parking is available at the front of the building.

For information or help with benefits renewal:

- Email DHCPCommunityOutreach@accesstexas.org
- Call 817-324-5798
- Visit www.dellchildrens.net/health-plan/members/renew-your-medicaid-benefits/

If you need help renewing your benefits, please contact us. We are here to help!
NOTE: Current CHIP members will come up for their regular renewal over the next 12 months.

Actúe ahora o puede perder su cobertura de STAR Medicaid.

Es oficial: la emergencia de salud pública (PHE) finaliza el 31 de marzo de 2023.
Como resultado de la finalización de la PHE, sus beneficios de Medicaid pueden cambiar.

Los miembros de Medicaid deben renovar para seguir recibiendo beneficios. Recibirá un paquete de renovación de la Comisión de Salud y Servicios Humanos de Texas (HHSC). Asegúrese de:

- Registrarse para obtener una cuenta en yourtxbenefits.com o descargar la aplicación móvil Your Texas Benefits.
- Verificar que su dirección e información de contacto sean correctas con HHSC y Dell Children's Health Plan.
- Devolver el paquete de renovación o la solicitud de información lo antes posible.

Dell Children's Health Plan está aquí para ayudar cuando termine la PHE. Podemos ayudarle a renovar sus beneficios de Medicaid, ya sea miembro de Dell Children's Health Plan o no.

Estamos disponibles para ayudar en persona con la renovación en **Braker Pointe 86, 10801 North Mopac Expressway, Austin, 78758**, en estas fechas:

- A partir del 4 de marzo, cada primer sábado de 9 a.m. a 12 p.m.
- A partir del 6 de marzo, todos los lunes, de 11 a.m. a 2 p.m.
- A partir del 21 de marzo, cada tercer martes de 4 p.m. a 7 p.m.

Los miembros pueden solicitar ayuda para conseguir transporte.
Estacionamiento para visitantes está disponible por 2 horas en el frente del edificio.

Para información o ayuda con la renovación de beneficios:

- Envíe un correo electrónico a DHCPCommunityOutreach@accesstexas.org
- Llame al 817-324-5798
- Visite www.dellchildrens.net/health-plan/es/members/renew-your-medicaid-benefits/

Si necesita ayuda para renovar sus beneficios, comuníquese con nosotros. ¡Estamos aquí para ayudar!
NOTA: Los miembros actuales de CHIP recibirán su renovación regular durante los próximos 12 meses.

andrew maddox

andrew is using Smore to create beautiful newsletters

Created with smore

Communicate quickly and effectively with interactive newsletters.

Smore empowers educators to connect with their community, streamline school communications, and increase engagement.

Create a newsletter