

	A	B	C	D	E	F	G	H	I
1									
2	MINEOLA INDEPENDENT SCHOOL DISTRICT								
3									
4	2012-2013 BUDGET								
5	AS OF 8/31/13								
6									
7	GENERAL FUND								
8	FUND 199				BUDGETED	EXPENDED	ENCUMBERED/	BALANCE	
9							ACCRUED		
10	<i>11-INSTRUCTION</i>								
11									
12	SUBSTITUTES				118,475.00	117,831.36	0.00	643.64	
13	SALARIES				5,795,883.00	5,624,566.94	0.00	171,316.06	
14	FIMM				75,239.00	73,586.07	0.00	1,652.93	
15	HEALTH INSURANCE				362,047.00	356,044.17	0.00	6,002.83	
16	WORKER'S COMPENSATION				26,600.00	26,580.78	0.00	19.22	
17	TRS ON-BEHALF				690,777.00	654,632.14	0.00	36,144.86	
18	UNEMPLOYMENT				6,400.00	6,359.69	0.00	40.31	
19	TEACHER RETIREMENT/TRS CARE				88,444.00	87,537.45	0.00	906.55	
20	PERSONAL DAYS				20,900.00	20,900.00	0.00	0.00	
21	TOTAL				7,184,765.00	6,968,038.60	0.00	216,726.40	
22									
23	FINGERPRINTING-HS				59.31	47.45	0.00	11.86	
24	FINGERPRINTING-MS				11.86	0.00	0.00	11.86	
25	FINGERPRINTING-PS				11.86	0.00	0.00	11.86	
26	FINGERPRINTING-ES				11.87	0.00	0.00	11.87	
27	CONT SERV-CIS-HS				30,000.00	30,000.00	0.00	0.00	
28	STUDENT TUTION-HS				16,182.00	16,182.00	0.00	0.00	
29	COMPUTER AND COPIER REPAIR/MAINT-HS				5,878.00	5,878.00	0.00	0.00	
30	COMPUTER AND COPIER REPAIR/MAINT-MS				6,063.00	6,012.99	0.00	50.01	
31	COMPUTER AND COPIER REPAIR/MAINT-PS				5,573.00	5,573.00	0.00	0.00	
32	COMPUTER AND COPIER REPAIR/MAINT-ES				5,813.00	5,763.00	0.00	50.00	
33	GENERAL REPAIR-HS				71.89	0.00	0.00	71.89	
34	CONTRACTED SERVICE-DRAMA				0.00	0.00	0.00	0.00	
35	BAND INSTRUMENT REPAIR-HS				8,373.00	8,342.67	0.00	30.33	
36	BAND INSTRUMENT REPAIR-MS				4,400.00	4,392.35	0.00	7.65	
37	REPAIR-HS-SCIENCE				0.00	0.00	0.00	0.00	
38	REPAIR-MS-SCIENCE				0.00	0.00	0.00	0.00	
39	PHOTOGRAPHY REPAIR/MAINT-HS				0.00	0.00	0.00	0.00	
40	REPAIR-CAREER & TECH-HS				0.00	0.00	0.00	0.00	
41	VO AG-MAINT-HS				237.50	237.50	0.00	0.00	
42	HOMEMAKING MAINT-HS				0.00	0.00	0.00	0.00	
43	AUTO MECH MAINT-HS				927.50	884.28	0.00	43.22	
44	REPAIR-HS-DE				0.00	0.00	0.00	0.00	
45	REPAIR-HS-SP ED				350.00	350.00	0.00	0.00	
46	REPAIR-MS-SP ED				0.00	0.00	0.00	0.00	
47	RENTAL DRIVER'S ED-HS				0.00	0.00	0.00	0.00	
48	CONT-SERV-COMPUTERS-HS				9,560.00	9,545.52	0.00	14.48	
49	CONT SERV-COMPUTERS-HS C/T				4,639.34	4,639.34	0.00	0.00	
50	CONT SERV-COMPUTERS-HS ALLOTMENT				36,250.00	36,202.50	0.00	47.50	

	A	B	C	D	E	F	G	H	I
51	CONT-SERV-COMPUTERS-HS-ST COMP					490.00	490.00	0.00	0.00
52	CONT SERV-COMPUTERS-MS					24,660.00	24,647.15	0.00	12.85
53	CONT SERV-COMPUTERS-MS-ST COMP					490.00	490.00	0.00	0.00
54	CONT SERV-COMPUTERS-PS					14,250.00	14,242.52	0.00	7.48
55	CONT SERV-COMPUTERS-PS ESL					9,000.00	9,000.00	0.00	0.00
56	CONT SERV-COMPUTERS-PS-ST COMP					0.00	0.00	0.00	0.00
57	CONT SERV-COMPUTERS- ES					18,650.00	18,639.50	0.00	10.50
58	CONT SERV-COMPUTERS-ES-ESL					3,000.00	3,000.00	0.00	0.00
59	CONT SERV-COMPUTERS-ES-ST COMP					0.00	0.00	0.00	0.00
60	CONT SERV-TECHNOLOGY-HS					10,623.71	10,602.55	0.00	21.16
61	CONT SERV-TECHNOLOGY-MS					4,900.00	4,864.02	0.00	35.98
62	CONT SERV-TECHNOLOGY-PS					5,145.16	5,120.16	0.00	25.00
63	CONT SERV-TECHNOLOGY-ES					4,950.00	4,929.42	0.00	20.58
64	TOTAL					230,572.00	230,075.92	0.00	496.08
65									
66	INST SUPPLIES-HS					15,500.00	15,190.97	0.00	309.03
67	INST SUPPLIES-HS-G/T					100.00	0.00	0.00	100.00
68	INST SUPPLIES-HS-ESL					50.00	20.66	0.00	29.34
69	INST SUPPLIES-HS-ST COMP					1,800.00	1,790.44	0.00	9.56
70	INST SUPPLIES-HS-ENTENDED DAY					1,225.00	1,212.82	0.00	12.18
71	INST SUPPLIES-HS ALLOTMENT					100.00	53.02	0.00	46.98
72	INST SUPPLIES-MS					13,735.00	12,662.75	0.00	1,072.25
73	INST SUPPLIES-MS-G/T					0.00	0.00	0.00	0.00
74	INST SUPPLIES-MS-ESL					300.00	289.59	0.00	10.41
75	INST SUPPLIES-MS-ST COMP					1,700.00	1,689.07	0.00	10.93
76	INST SUPPLIES-MS-EXTENDED DAY					500.00	442.00	0.00	58.00
77	INST SUPPLIES-PS					11,500.00	11,052.29	0.00	447.71
78	INST SUPPLIES-PS-G/T					2,100.00	2,054.85	0.00	45.15
79	INST SUPPLIES-PS-ESL					0.00	0.00	0.00	0.00
80	INST SUPPLIES-PS-ST COMP					0.00	0.00	0.00	0.00
81	INST SUPPLIES-PS-AFTER SCHOOL					250.00	211.76	0.00	38.24
82	INST SUPPLIES-ES					11,550.00	11,288.56	0.00	261.44
83	INST SUPPLIES-ES-G/T					2,314.63	2,280.23	0.00	34.40
84	INST SUPPLIES-ES-ESL					200.00	151.68	0.00	48.32
85	INST SUPPLIES-ES-ST COMP					800.00	788.52	0.00	11.48
86	INST SUPPLIES-ES-AFTER SCHOOL					1,200.00	1,189.98	0.00	10.02
87	SUMMER SCHOOL SUPPLIES					0.00	0.00	0.00	0.00
88	SUPPLIES-DISTRICT					0.00	0.00	0.00	0.00
89	GENERAL SUPPLIES-HS					0.00	0.00	0.00	0.00
90	GENERAL SUPPLIES-MS					0.00	0.00	0.00	0.00
91	GENERAL SUPPLIES-PS					0.00	0.00	0.00	0.00
92	GENERAL SUPPLIES-ES					0.00	0.00	0.00	0.00
93	ENGLISH-HS					350.00	328.35	0.00	21.65
94	ENGLISH-MS					0.00	0.00	0.00	0.00
95	SPEECH-HS					0.00	0.00	0.00	0.00
96	SPEECH-MS					0.00	0.00	0.00	0.00
97	JOURNALISM-HS					511.00	511.00	0.00	0.00
98	JOURNALISM-MS					0.00	0.00	0.00	0.00
99	DRAMA-HS					1,500.00	1,400.45	0.00	99.55

	A	B	C	D	E	F	G	H	I
100	DRAMA-MS					0.00	0.00	0.00	0.00
101	READING-MS					0.00	0.00	0.00	0.00
102	SPANISH-HS					0.00	0.00	0.00	0.00
103	BAND-HS					12,000.00	11,844.28	0.00	155.72
104	CHOIR-HS					900.00	724.76	0.00	175.24
105	BAND-MS					4,500.00	4,394.25	0.00	105.75
106	CHOIR-MS					550.00	534.26	0.00	15.74
107	HISTORY-HS					50.00	17.50	0.00	32.50
108	HISTORY-MS					500.00	476.06	0.00	23.94
109	MATH-HS					0.00	0.00	0.00	0.00
110	MATH-MS					750.00	704.09	0.00	45.91
111	ART-HS					950.00	915.95	0.00	34.05
112	ART-MS					800.00	787.36	0.00	12.64
113	ART-PS					825.00	819.31	0.00	5.69
114	ART-ES					975.00	963.38	0.00	11.62
115	SCIENCE-HS					5,350.00	5,215.06	0.00	134.94
116	SCIENCE-MS					1,475.00	1,451.81	0.00	23.19
117	MUSIC-PS					285.75	226.49	0.00	59.26
118	MUSIC-ES					285.76	226.50	0.00	59.26
119	PE-HS					350.00	332.85	0.00	17.15
120	PE-MS					2,005.45	2,002.45	0.00	3.00
121	PE-PS					675.00	656.83	0.00	18.17
122	PE-ES					700.00	665.96	0.00	34.04
123	INST HEALTH-HS					0.00	0.00	0.00	0.00
124	BUSINESS DEPT-HS					75.00	69.71	0.00	5.29
125	KEYBOARDING-MS					753.00	753.00	0.00	0.00
126	HEALTH-HS					0.00	0.00	0.00	0.00
127	SIXTH GRADE-MS					0.00	0.00	0.00	0.00
128	PRE-K-PS					629.21	582.50	0.00	46.71
129	KINDERGARTEN-PS					5,050.21	5,032.00	0.00	18.21
130	FIRST GRADE-PS					4,246.16	4,182.89	0.00	63.27
131	SECOND GRADE-PS					4,342.00	4,178.73	0.00	163.27
132	HEAD START-PS					200.00	174.09	0.00	25.91
133	THIRD GRADE-ES					4,219.12	4,093.30	0.00	125.82
134	FOURTH GRADE-ES					2,655.28	2,585.95	0.00	69.33
135	FIFTH GRADE-ES					4,066.73	4,045.83	0.00	20.90
136	COMPUTER LAB-MS					450.00	394.86	0.00	55.14
137	COMPUTER LAB-PS					550.00	505.36	0.00	44.64
138	COMPUTER LAB-ES					850.00	838.36	0.00	11.64
139	CAREER & TECH-HS					0.00	0.00	0.00	0.00
140	VO AGRICULTURE-HS					2,100.00	1,986.08	0.00	113.92
141	HOMEMAKING-HS					2,178.40	2,178.40	0.00	0.00
142	AUTO MECH-HS					2,900.00	2,787.38	0.00	112.62
143	D E -HS					1,550.00	1,470.51	0.00	79.49
144	SPEECH THERAPY-PS					0.00	0.00	0.00	0.00
145	SPEECH THERAPY-ES					0.00	0.00	0.00	0.00
146	CONTENT MASTERY-HS					0.00	0.00	0.00	0.00
147	SPECIAL ED-HS					185.00	170.13	0.00	14.87
148	SPECIAL ED-MS					1,400.00	1,354.48	0.00	45.52
149	SPECIAL ED-PS					900.00	826.10	0.00	73.90
150	SPECIAL ED-ES					2,220.00	2,218.24	0.00	1.76

	A	B	C	D	E	F	G	H	I
151	SUPPLIES-HS-SCIENCE-RENOVATIONS					0.00	0.00	0.00	0.00
152	SUPPLIES-TECHNOLOGY-HS**					29,000.00	28,737.26	0.00	262.74
153	SUPPLEIS-TECHNOLOGY-HS C/T					5,800.00	5,544.10	0.00	255.90
154	SUPPLIES-TECHNOLOGY-MS**					14,500.00	14,472.37	0.00	27.63
155	SUPPLIES-TECHNOLOGY-PS**					10,800.00	10,576.72	0.00	223.28
156	SUPPLIES-TECHNOLOGY-ES**					10,700.00	10,455.84	0.00	244.16
157	TOTAL					213,532.70	207,782.33	0.00	5,750.37
158									
159	GENERAL TRAVEL-HS					0.00	0.00	0.00	0.00
160	TRAVEL-BUSINESS-HS					161.48	161.48	0.00	0.00
161	TRAVEL-DRAFTING-HS					0.00	0.00	0.00	0.00
162	TRAVEL-VO AG-HS					3,300.00	2,938.83	0.00	361.17
163	TRAVEL-HOMEMAKING-HS					1,100.00	1,016.71	0.00	83.29
164	TRAVEL-AUTO MECH-HS					0.00	0.00	0.00	0.00
165	TRAVEL-DE-HS					200.00	100.09	0.00	99.91
166	TRAVEL-SP ED-NON EMPLOYEE					918.00	906.00	0.00	12.00
167	FEE/DUES-ES					0.00	0.00	0.00	0.00
168	GRADUATION EXPENSE					2,300.00	2,263.17	0.00	36.83
169	TOTAL					7,979.48	7,386.28	0.00	593.20
170									
171	VECHILE-VO AG					0.00	0.00	0.00	0.00
172	EQUIP/FURN>5,000-VO AG					0.00	0.00	0.00	0.00
173	FURN/EQUIP-HS					30,856.74	30,856.74	0.00	0.00
174	FURN/EQUIP-C/T					1,126.76	1,126.76	0.00	0.00
175	FURN/EQUIP-HS ALLOTMENT					0.00	0.00	0.00	0.00
176	FURN/EQUIP-MS					9,511.86	9,511.86	0.00	0.00
177	FURN/EQUIP-MS-ST COMP					0.00	0.00	0.00	0.00
178	FURN/EQUIP-PS					5,952.00	5,952.00	0.00	0.00
179	FURN/EQUIP-ES					7,778.19	7,778.19	0.00	0.00
180	FURN/EQUIP-DISTRICT WIDE					0.00	0.00	0.00	0.00
181	FURN/EQUIP-HS-ENGLISH					379.00	379.00	0.00	0.00
182	FURN/EQUIP-DRAMA					379.00	379.00	0.00	0.00
183	FURN/EQUIP-MS-READING					0.00	0.00	0.00	0.00
184	FURN/EQUIP-SPANISH					202.21	202.21	0.00	0.00
185	BAND INSTRUMENTS-HS					43,056.00	43,056.00	0.00	0.00
186	FURN/EQUIP-HS CHOIR					0.00	0.00	0.00	0.00
187	BAND INSTRUMENTS-MS					0.00	0.00	0.00	0.00
188	FURN/EQUIP-HS HISTORY					0.00	0.00	0.00	0.00
189	FURN/EQUIP-MS-HISTORY					0.00	0.00	0.00	0.00
190	FURN/EQUIP-HS-MATH					379.00	379.00	0.00	0.00
191	FURN/EQUIP-HS-ART					0.00	0.00	0.00	0.00
192	FURN/EQUIP-HS-SCIENCE					1,523.41	1,523.41	0.00	0.00
193	FURN/EQUIP-MS-SCIENCE					758.00	758.00	0.00	0.00
194	FURN/EQUIP-PS-MUSIC					674.90	674.90	0.00	0.00
195	FURN/EQUIP-ES-MUSIC					674.90	674.90	0.00	0.00
196	FURN/EQUIP-PS-PE					0.00	0.00	0.00	0.00
197	FURN/EQUIP-ES-PE					0.00	0.00	0.00	0.00
198	FURN/EQUIP-KEYBOARDING-MS					0.00	0.00	0.00	0.00
199	FURN/EQUIP-PS-PRE-K					370.79	370.79	0.00	0.00
200	FURN/EQUIP-PS-KINDERGARTEN					749.79	749.79	0.00	0.00
201	FURN/EQUIP-PS-FIRST GRADE					1,353.84	1,353.84	0.00	0.00

	A	B	C	D	E	F	G	H	I
202	FURN/EQUIP-PS-SECOND GRADE					758.00	758.00	0.00	0.00
203	FURN/EQUIP-HEAD START					741.58	741.58	0.00	0.00
204	FURN/EQUIP-ES-THIRD GRADE					3,233.89	3,233.89	0.00	0.00
205	FURN/EQUIP-ES-FOURTH GRADE					2,644.72	2,644.72	0.00	0.00
206	FURN/EQUIP-ES-FIFTH GRADE					2,224.74	2,224.74	0.00	0.00
207	FURN/EQUIP-HS-CAREER/TECH					0.00	0.00	0.00	0.00
208	FURN/EQUIP-VO AG					0.00	0.00	0.00	0.00
209	FURN/EQUIP-DE					0.00	0.00	0.00	0.00
210	FURN-EQUIP-HS-AUTO MECH					599.65	599.65	0.00	0.00
211	FURN/EQUIP-PS-SPEECH					0.00	0.00	0.00	0.00
212	FURN/EQUIP-HS-SP ED					749.79	749.79	0.00	0.00
213	FURN/EQUIP-MS-SP ED					758.00	758.00	0.00	0.00
214	FURN/EQUIP-PS-SP ED					0.00	0.00	0.00	0.00
215	FURN/EQUIP-ES-SP ED					0.00	0.00	0.00	0.00
216	FURN/EQUIP-HS-SCIENCE-RENOVATIONS					0.00	0.00	0.00	0.00
217	FURN/EQUIP-HS TECHNOLOGY**					121,729.84	121,729.84	0.00	0.00
218	FURN/EQUIP-HS-C/T					14,545.10	14,545.10	0.00	0.00
219	FURN/EQUIP-HS-ST COMP					7,415.80	7,415.80	0.00	0.00
220	FURN/EQUIP-MS TECHNOLOGY**					50,586.72	50,586.72	0.00	0.00
221	FURN/EQUIP-PS TECHNOLOGY**					51,748.62	51,748.62	0.00	0.00
222	FURN/EQUIP-ES TECHNOLOGY**					44,389.78	44,389.78	0.00	0.00
223	FURN/EQUIP-ES-ST COMP					7,415.80	7,415.80	0.00	0.00
224	TOTAL					415,268.42	415,268.42	0.00	0.00
225									
226	TOTAL INSTRUCTION					8,052,117.60	7,828,551.55	0.00	223,566.05
227									
228									
229									
230	SUBSTITUTES					570.00	570.00	0.00	0.00
231	SALARIES					146,840.00	146,311.91	0.00	528.09
232	FIMM					2,023.00	1,977.97	0.00	45.03
233	HEALTH INSURANCE					11,025.00	10,727.22	0.00	297.78
234	WORKER'S COMPENSATION					600.00	599.68	0.00	0.32
235	TRS ON BEHALF					0.00	0.00	0.00	0.00
236	UNEMPLOYMENT					163.00	151.44	0.00	11.56
237	TEACHER RETIREMENT/TRS CARE					1,951.00	1,947.49	0.00	3.51
238	PERSONAL DAYS					400.00	400.00	0.00	0.00
239	TOTAL					163,572.00	162,685.71	0.00	886.29
240									
241	REGION VII SERVICES-HS					0.00	0.00	0.00	0.00
242	REGION VII SERVICES-MS					0.00	0.00	0.00	0.00
243	REGION VII SERVICES-PS					0.00	0.00	0.00	0.00
244	REGION VII SERVICES-ES					0.00	0.00	0.00	0.00
245	AUDIO VISUAL/REPAIR-HS					0.00	0.00	0.00	0.00
246	AUDIO VISUAL/REPAIR-MS					0.00	0.00	0.00	0.00
247	AUDIO VISUAL/REPAIR-PS					0.00	0.00	0.00	0.00
248	AUDIO VISUAL/REPAIR-ES					0.00	0.00	0.00	0.00
249	CONTRACTED SERVICES-HS					3,479.92	3,460.92	0.00	19.00
250	CONTRACTED SERVICES-MS					2,020.00	1,999.90	0.00	20.10
251	CONTRACTED SERVICES-PS					2,220.00	2,199.40	0.00	20.60

12-LIBRARY

	A	B	C	D	E	F	G	H	I
252	CONTRACTED SERVICES-ES					2,220.00	2,199.39	0.00	20.61
253	TOTAL					9,939.92	9,859.61	0.00	80.31
254									
255	MAGAZINES/BOOKS-HS					7,344.00	7,291.17	0.00	52.83
256	MAGAZINES/BOOKS-MS					6,140.00	6,102.22	0.00	37.78
257	MAGAZINES/BOOKS-PS					7,500.00	7,469.58	0.00	30.42
258	MAGAZINES/BOOKS-ES					6,651.43	6,622.63	0.00	28.80
259	AUDIO VISUAL & OTHER INST SUPPLY-HS					758.57	758.38	0.00	0.19
260	AUDIO VISUAL & OTHER INST SUPPLY-MS					469.48	469.48	0.00	0.00
261	AUDIO VISUAL & OTHER INST SUPPLY-PS					1,465.00	1,464.91	0.00	0.09
262	AUDIO VISUAL & OTHER INST SUPPLY-ES					601.16	561.29	0.00	39.87
263	TOTAL					30,929.64	30,739.66	0.00	189.98
264									
265	TRAVEL-HS					775.00	769.50	0.00	5.50
266	TRAVEL-MS					50.00	50.00	0.00	0.00
267	TRAVEL-PS					50.00	50.00	0.00	0.00
268	TRAVEL-ES					755.00	751.50	0.00	3.50
269	FEES/DUES-HS					0.00	0.00	0.00	0.00
270	TOTAL					1,630.00	1,621.00	0.00	9.00
271									
272	FURN/EQUIP-HS					9,935.88	9,935.88	0.00	0.00
273	FURN/EQUIP-MS					1,483.16	1,483.16	0.00	0.00
274	FURN/EQUIP-PS					8,425.48	8,425.48	0.00	0.00
275	FURN/EQUIP-ES					0.00	0.00	0.00	0.00
276	TOTAL					19,844.52	19,844.52	0.00	0.00
277									
278	TOTAL LIBRARY					225,916.08	224,750.50	0.00	1,165.58
279									
280	<i>13-STAFF DEVELOPMENT</i>								
281									
282	DEPARTMENT HEAD/JUDGE TRUST					5,999.00	5,404.13	0.00	594.87
283	FIMM					105.00	65.40	0.00	39.60
284	HEALTH INSURANCE					371.00	346.94	0.00	24.06
285	WORKER'S COMPENSATION					40.00	29.43	0.00	10.57
286	TRS ON-BEHALF					0.00	0.00	0.00	0.00
287	UNEMPLOYMENT					9.00	7.43	0.00	1.57
288	TEACHER RETIREMENT/TRS CARE					110.00	98.20	0.00	11.80
289	TOTAL					6,634.00	5,951.53	0.00	682.47
290									
291	CONTRACTED STAFF DEVELOPMENT-HS ALLO					0.00	0.00	0.00	0.00
292	CONTRACTED STAFF-DEVELOPMENT					2,775.65	2,755.00	0.00	20.65
293	STAFF DEVELOPMENT-REGION VII					7,574.35	7,574.35	0.00	0.00
294	STAFF DEVELOPMENT-G/T-REGION VII					11,000.00	11,000.00	0.00	0.00
295	STAFF DEVELOPMENT-CT-REGION VII					3,806.00	3,806.00	0.00	0.00
296	TOTAL					25,156.00	25,135.35	0.00	20.65
297									
298	SUPPLIES-IN SERVICE					0.00	0.00	0.00	0.00
299	TOTAL					0.00	0.00	0.00	0.00
300									
301	TRAVEL-HS-REG					4,591.13	4,236.95	0.00	354.18

	A	B	C	D	E	F	G	H	I
302	TRAVEL-HS-VOC					2,451.41	2,451.41	0.00	0.00
303	TRAVEL-HS-SP ED					0.00	0.00	0.00	0.00
304	TRAVEL-HS-ST COMP					0.00	0.00	0.00	0.00
305	TRAVEL-HS-ESL					0.00	0.00	0.00	0.00
306	TRAVEL-HS ALLOTMENT					8,529.85	8,521.14	0.00	8.71
307	TRAVEL-MS-REG					3,796.59	3,224.39	0.00	572.20
308	TRAVEL-MS-SP ED					0.00	0.00	0.00	0.00
309	TRAVEL-MS-ST COMP					0.00	0.00	0.00	0.00
310	TRAVEL-MS-ESL					210.39	206.39	0.00	4.00
311	TRAVEL-PS-REG					2,900.00	2,432.75	0.00	467.25
312	TRAVEL-PS-ST COMP					0.00	0.00	0.00	0.00
313	TRAVEL-PS-SP ED					0.00	0.00	0.00	0.00
314	TRAVEL-ES-REG					1,585.99	1,129.99	0.00	456.00
315	TRAVEL-ES-G/T					47.00	47.00	0.00	0.00
316	TRAVEL-ES-SP ED					0.00	0.00	0.00	0.00
317	TRAVEL ES-ESL					364.65	364.65	0.00	0.00
318	TRAVEL-ALL SCHOOLS					0.00	0.00	0.00	0.00
319	TRAVEL -TECHNOLOGY					15,531.05	15,531.05	0.00	0.00
320	MISC OPERATING-HS-REG					520.00	519.00	0.00	1.00
321	MISC OPERATING-HS-SP ED					0.00	0.00	0.00	0.00
322	MISC OPERATING-HS-VOC					0.00	0.00	0.00	0.00
323	MISC OEPRATING-HS-G/T					0.00	0.00	0.00	0.00
324	MISC OPERATING-MS-REG					33.00	33.00	0.00	0.00
325	MISC OPERATING-MS-G/T					0.00	0.00	0.00	0.00
326	MISC OPERATING-MS-SP ED					0.00	0.00	0.00	0.00
327	MISC OPERATING-MS-ESL					0.00	0.00	0.00	0.00
328	MISC OPERATING-PS-REG					0.00	0.00	0.00	0.00
329	MISC OPERATING-PS-SP ED					0.00	0.00	0.00	0.00
330	MISC OPERATING-PS-ST COMP					0.00	0.00	0.00	0.00
331	MISC OPERATING-PS-ESL					120.00	120.00	0.00	0.00
332	MISC OPERATING-ES-REG					0.00	0.00	0.00	0.00
333	MISC OPERATING-ES-G/T					0.00	0.00	0.00	0.00
334	MISC OPERATING-ES-SP ED					0.00	0.00	0.00	0.00
335	MISC OPERATING-ES-ESL					0.00	0.00	0.00	0.00
336	TOTAL					40,681.06	38,817.72	0.00	1,863.34
337									
338	TOTAL STAFF DEVELOPMENT					72,471.06	69,904.60	0.00	2,566.46
339									
340									
341									
342	SALARY					71,012.00	70,867.64	0.00	144.36
343	FIMM					968.00	963.38	0.00	4.62
344	HEALTH INSURANCE					2,839.00	2,838.10	0.00	0.90
345	WORKER'S COMPENSATION					255.00	250.17	0.00	4.83
346	TRS ON-BEHALF					0.00	0.00	0.00	0.00
347	UNEMPLOYMENT					69.00	63.18	0.00	5.82
348	TEACHER RETIREMENT/TRS CARE					2,531.00	2,510.37	0.00	20.63
349	PERSONAL DAYS					1,000.00	1,000.00	0.00	0.00
350	TOTAL					78,674.00	78,492.84	0.00	181.16
351									

21-INSTRUCTIONAL LEADERSHIP

	A	B	C	D	E	F	G	H	I
352	CONTRACTED SERVICE					0.00	0.00	0.00	0.00
353									
354	SUPPLIES					500.00	404.38	0.00	95.62
355									
356	TRAVEL					1,875.00	1,823.74	0.00	51.26
357	DUES					275.00	269.50	0.00	5.50
358	TOTAL					2,150.00	2,093.24	0.00	56.76
359									
360	FURN/EQUIP					0.00	0.00	0.00	0.00
361									
362	TOTAL INSTRUCTIONAL LEADERSHIP					81,324.00	80,990.46	0.00	333.54
363									
364	<i>23-SCHOOL ADMINISTRATION</i>								
365	SUBSTITUTES					417.50	417.50	0.00	0.00
366	SALARIES					602,837.00	582,448.92	0.00	20,388.08
367	FIMM					8,235.00	7,625.97	0.00	609.03
368	HEALTH INSURANCE					42,746.00	42,071.95	0.00	674.05
369	WORKER'S COMPENSATION					2,400.00	2,325.13	0.00	74.87
370	TRS ON-BEHALF					0.00	0.00	0.00	0.00
371	UNEMPLOYMENT					600.00	587.19	0.00	12.81
372	TEACHER RETIREMENT/TRS CARE					12,002.00	11,963.91	0.00	38.09
373	PERSONAL DAYS					4,350.00	4,350.00	0.00	0.00
374	TOTAL					673,587.50	651,790.57	0.00	21,796.93
375									
376	CONT SERVICE-FINGERPRINTING-HS					0.00	0.00	0.00	0.00
377	CONT SERVICE-FINGERPRINTING-MS					0.00	0.00	0.00	0.00
378	CONT SERVICE-FINGERPRINTING-PS					0.00	0.00	0.00	0.00
379	CONT SERVICE-FINGERPRINTING-ES					0.00	0.00	0.00	0.00
380	PRINTING-HS					1,000.00	973.25	0.00	26.75
381	PRINTING-MS					1,000.00	942.66	0.00	57.34
382	PRINTING-PS					700.00	616.64	0.00	83.36
383	PRINTING-ES					1,000.00	971.65	0.00	28.35
384	TOTAL					3,700.00	3,504.20	0.00	195.80
385									
386	SUPPLIES-HS					2,509.89	2,222.92	0.00	286.97
387	SUPPLIES-MS					1,800.00	1,571.40	0.00	228.60
388	SUPPLIES-PS					1,526.89	1,313.60	0.00	213.29
389	SUPPLIES-ES					1,750.01	1,547.39	0.00	202.62
390	DISTRICT EXPENSES-HS					900.00	854.39	0.00	45.61
391	DISTRICT EXPENSES-MS					700.00	664.54	0.00	35.46
392	DISTRICT EXPENSES-PS					600.00	558.53	0.00	41.47
393	DISTRICT EXPENSES-ES					700.00	657.59	0.00	42.41
394	POSTAGE-HS					4,000.00	3,970.66	0.00	29.34
395	POSTAGE-MS					3,000.00	3,000.00	0.00	0.00
396	POSTAGE-PS					1,500.00	1,457.04	0.00	42.96
397	POSTAGE-ES					1,500.00	1,500.00	0.00	0.00
398	TOTAL					20,486.79	19,318.06	0.00	1,168.73
399									
400	TRAVEL-HS					2,011.60	2,011.60	0.00	0.00
401	TRAVEL-MS					1,390.59	1,387.78	0.00	2.81

	A	B	C	D	E	F	G	H	I
402	TRAVEL-PS					1,406.12	1,403.62	0.00	2.50
403	TRAVEL-ES					1,130.00	1,127.09	0.00	2.91
404	BONDING-HS					0.00	0.00	0.00	0.00
405	TRAVEL-ALL SCHOOLS					0.00	0.00	0.00	0.00
406	DUES-HS					0.00	0.00	0.00	0.00
407	DUES-MS					195.00	195.00	0.00	0.00
408	DUES-PS					647.00	647.00	0.00	0.00
409	DUES-ES					738.00	738.00	0.00	0.00
410	TOTAL					7,518.31	7,510.09	0.00	8.22
411									
412	FURN/EQUIP-HS					1,285.91	1,285.91	0.00	0.00
413	FURN/EQUIP-MS					449.00	449.00	0.00	0.00
414	FURN/EQUIP-PS					722.11	722.11	0.00	0.00
415	FURN/EQUIP-ES					748.99	748.99	0.00	0.00
416	TOTAL					3,206.01	3,206.01	0.00	0.00
417									
418	TOTAL SCHOOL ADMINISTRATION					708,498.61	685,328.93	0.00	23,169.68
419									
420	<i>31-COUNSELING</i>								
421									
422	SALARIES					254,239.77	253,197.85	0.00	1,041.92
423	FIMM					3,481.00	3,411.32	0.00	69.68
424	HEALTH INSURANCE					10,763.00	10,703.43	0.00	59.57
425	WORKER'S COMPENSATION					1,000.00	971.26	0.00	28.74
426	TRS ON-BEHALF					0.00	0.00	0.00	0.00
427	UNEMPLOYMENT					260.00	245.28	0.00	14.72
428	TEACHER RETIREMENT/TRS CARE					3,524.00	3,522.02	0.00	1.98
429	PERSONAL DAYS					600.00	600.00	0.00	0.00
430	TOTAL					273,867.77	272,651.16	0.00	1,216.61
431									
432	REGION VII ESC					1,500.00	1,500.00	0.00	0.00
433	TEST SCORING-HS					0.00	0.00	0.00	0.00
434	TEST SCORING-MS					0.00	0.00	0.00	0.00
435	TEST SCORING-PS					150.00	100.60	0.00	49.40
436	TEST SCORING-ES					0.00	0.00	0.00	0.00
437	TOTAL					1,650.00	1,600.60	0.00	49.40
438									
439	TEST MATERIALS-HS					64.11	50.00	0.00	14.11
440	TEST MATERIALS-MS					50.00	27.37	0.00	22.63
441	TEST MATERIALS-PS					900.00	889.29	0.00	10.71
442	TEST MATERIALS-ES					50.00	27.38	0.00	22.62
443	SUPPLIES-HS					700.00	640.78	0.00	59.22
444	SUPPLIES-MS					350.00	296.25	0.00	53.75
445	SUPPLIES-PS					496.00	470.06	0.00	25.94
446	SUPPLIES-ES					175.00	133.28	0.00	41.72
447	POSTAGE-HS					535.89	535.89	0.00	0.00
448	POSTAGE-MS					500.00	500.00	0.00	0.00
449	TOTAL					3,821.00	3,570.30	0.00	250.70
450									
451	TRAVEL-HS					35.00	35.00	0.00	0.00

	A	B	C	D	E	F	G	H	I
452	TRAVEL-MS					10.00	10.00	0.00	0.00
453	TRAVEL-PS					85.00	85.00	0.00	0.00
454	TRAVEL-ES					135.00	135.00	0.00	0.00
455	TRAVEL-ES-TSII					0.00	0.00	0.00	0.00
456	MEMBERSHIP/DUES-HS					120.00	120.00	0.00	0.00
457	MEMBERSHIP/DUES-MS					0.00	0.00	0.00	0.00
458	MEMBERSHIP/DUES-PS					120.00	120.00	0.00	0.00
459	MEMBERSHIP/DUES-ES					120.00	120.00	0.00	0.00
460	FEES & DUES-COLLEGE FAIR-HS					0.00	0.00	0.00	0.00
461	FEES-PS-STUDENTS					0.00	0.00	0.00	0.00
462	TOTAL					625.00	625.00	0.00	0.00
463									
464	FURNITURE-HS					313.96	313.96	0.00	0.00
465	FURNITURE-MS					0.00	0.00	0.00	0.00
466	FURNITURE-PS					159.00	159.00	0.00	0.00
467	TOTAL					472.96	472.96	0.00	0.00
468									
469	TOTAL COUNSELING					280,436.73	278,920.02	0.00	1,516.71
470									
471									
472									
473	SALARIES					109,791.00	106,712.61	0.00	3,078.39
474	FIMM					1,545.00	1,497.46	0.00	47.54
475	HEALTH INSURANCE					7,403.00	7,364.31	0.00	38.69
476	WORKER'S COMPENSATION					500.00	481.95	0.00	18.05
477	TRS ON-BEHALF					0.00	0.00	0.00	0.00
478	UNEMPLOYMENT					124.00	121.74	0.00	2.26
479	TEACHER RETIREMENT/TRS CARE					17,087.00	16,978.37	0.00	108.63
480	PERSONAL DAYS					0.00	0.00	0.00	0.00
481	TOTAL					136,450.00	133,156.44	0.00	3,293.56
482									
483	CONT SERVICES-FINGERPRINTING					47.45	47.45	0.00	0.00
484	CONT SERVICES-NURSING-HS					0.00	0.00	0.00	0.00
485	CONT SERVICES-NURSING-MS					0.00	0.00	0.00	0.00
486	CONT SERVICES-NURSING-PS					0.00	0.00	0.00	0.00
487	CONT SERVICES-NURSING-ES					0.00	0.00	0.00	0.00
488	CONT SERVICES-HS					77.50	77.50	0.00	0.00
489	CONT SERVICES-MS					77.50	77.50	0.00	0.00
490	CONT SERVICES-PS					77.50	77.50	0.00	0.00
491	CONT SERVICES-ES					77.50	77.50	0.00	0.00
492	TOTAL					357.45	357.45	0.00	0.00
493									
494	SUPPLIES-HS					1,185.00	1,150.90	0.00	34.10
495	SUPPLIES-MS					790.00	754.54	0.00	35.46
496	SUPPLIES-PS					1,025.00	1,000.10	0.00	24.90
497	SUPPLIES-ES					800.01	774.52	0.00	25.49
498	TOTAL					3,800.01	3,680.06	0.00	119.95
499									
500	TRAVEL-HS					86.12	86.12	0.00	0.00
501	TRAVEL-MS					53.63	53.63	0.00	0.00

33-HEALTH SERVICES

	A	B	C	D	E	F	G	H	I
502	TRAVEL-PS					53.63	53.63	0.00	0.00
503	TRAVEL-ES					86.12	86.12	0.00	0.00
504	TOTAL					279.50	279.50	0.00	0.00
505									
506	EQUIPMENT-HS					275.00	275.00	0.00	0.00
507	EQUIPMENT-MS					0.00	0.00	0.00	0.00
508	EQUIPMENT-PS					0.00	0.00	0.00	0.00
509	EQUIPMENT-ES					274.99	274.99	0.00	0.00
510	TOTAL					549.99	549.99	0.00	0.00
511									
512	TOTAL HEALTH SERVICE					141,436.95	138,023.44	0.00	3,413.51
513									
514									
515									
516	SUBSTITUTES					7,000.00	6,810.25	0.00	189.75
517	SALARIES					146,975.00	142,448.49	0.00	4,526.51
518	FIMM					2,039.00	1,981.31	0.00	57.69
519	HEALTH INSURANCE					26,791.00	23,908.72	0.00	2,882.28
520	WORKER'S COMPENSATION					690.00	636.47	0.00	53.53
521	TRS ON-BEHALF					0.00	0.00	0.00	0.00
522	UNEMPLOYMENT					177.00	160.73	0.00	16.27
523	TEACHER RETIREMENT/TRS CARE					1,130.00	1,109.44	0.00	20.56
524	PERSONAL DAYS					967.50	967.50	0.00	0.00
525	TOTAL					185,769.50	178,022.91	0.00	7,746.59
526									
527	CONT SERVICES-PHYSICALS/DRUG TEST					4,500.00	2,231.48	0.00	2,268.52
528	CONT SERVICES-RECERTIFICATION					1,500.00	465.00	0.00	1,035.00
529	CONT SERVICES-REPAIR					13,000.00	10,156.84	0.00	2,843.16
530	TOTAL					19,000.00	12,853.32	0.00	6,146.68
531									
532	GAS,OIL,GREASE,TIRES					78,500.00	71,212.27	0.00	7,287.73
533	PARTS & SUPPLIES					58,500.00	44,856.00	0.00	13,644.00
534	TOTAL					137,000.00	116,068.27	0.00	20,931.73
535									
536	INSURANCE					10,561.00	10,557.00	0.00	4.00
537	MISC OPERATING COSTS					1,000.00	399.68	0.00	600.32
538	TOTAL					11,561.00	10,956.68	0.00	604.32
539									
540	BUSES					102,706.00	102,706.00	0.00	0.00
541	CAPITAL OUTLAY					5,850.00	3,800.00	0.00	2,050.00
542	FURN/EQUIP-TECHNOLOGY					0.00	0.00	0.00	0.00
543	TOTAL					108,556.00	106,506.00	0.00	2,050.00
544									
545	TOTAL STUDENT TRANSPORTATION					461,886.50	424,407.18	0.00	37,479.32
546									
547									
548									
549	CONTRACTED SERVICES-FINGERPRINTING					0.00	0.00	0.00	0.00
550									
551	TRANSFER OUT					0.00	0.00	0.00	0.00

	A	B	C	D	E	F	G	H	I
552									
553	TOTAL FOOD SERVICE					0.00	0.00	0.00	0.00
554									
555									
556	<i>36-COCURRICULAR/EXTRACURRICULAR</i>								
557									
558	SALARIES/STIPENDS					255,109.26	253,464.64	0.00	1,644.62
559	FIMM					3,620.00	3,539.53	0.00	80.47
560	HEALTH INSURANCE					10,684.00	10,407.89	0.00	276.11
561	WORKER'S COMPENSATION					800.00	794.66	0.00	5.34
562	TRS ON-BEHALF					0.00	0.00	0.00	0.00
563	UNEMPLOYMENT					219.00	200.68	0.00	18.32
564	TEACHER RETIREMENT/TRS CARE					5,726.00	5,681.59	0.00	44.41
565	TOTAL					276,158.26	274,088.99	0.00	2,069.27
566									
567	DRUG TESTING-HS					1,750.00	1,750.00	0.00	0.00
568	DRUG TESTING-MS					750.00	420.00	0.00	330.00
569	CONTRACTED ATHLETIC TRAINER					9,000.00	8,876.00	0.00	124.00
570	REPAIR ATHLETICS-HS					2,500.00	2,280.25	0.00	219.75
571	REPAIR-ATHLETICS-MS					1,400.00	979.00	0.00	421.00
572	RENTAL-DRAMA-HS					125.00	125.00	0.00	0.00
573	RENTAL-ATHLETICS					924.43	869.19	0.00	55.24
574	RENTAL-STADIUM/GYM					200.00	187.96	0.00	12.04
575	GAME OFFICIALS-HS					18,000.00	16,420.65	0.00	1,579.35
576	GAME OFFICIALS-MS					5,000.00	4,863.05	0.00	136.95
577	GAME WORKERS-HS					8,000.00	7,872.99	0.00	127.01
578	GAME WORKERS-MS					3,000.00	2,888.40	0.00	111.60
579	GAME CONTRACTS					0.00	0.00	0.00	0.00
580	CONTRACTED SERVICE-HS DRAMA					0.00	0.00	0.00	0.00
581	CONTRACTED SERVICE-MS-DRAMA					0.00	0.00	0.00	0.00
582	CONTRACTED SERVICE-HS-BAND					4,250.00	4,140.00	0.00	110.00
583	CONTRACTED SERVICE-MS-BAND					250.00	250.00	0.00	0.00
584	CONTRACTED SERVICE-HS-ATHLETICS					0.00	0.00	0.00	0.00
585	PRINTING					565.00	562.10	0.00	2.90
586	TOTAL					55,714.43	52,484.59	0.00	3,229.84
587									
588	ATHLETIC NEWSLETTER					160.00	160.00	0.00	0.00
589	DRAMA COSTUMES					0.00	0.00	0.00	0.00
590	BAND UNIFORMS					4,850.00	4,782.08	0.00	67.92
591	CHOIR UNIFORMS-HS					0.00	0.00	0.00	0.00
592	UIL SUPPLIES-HS					60.00	54.00	0.00	6.00
593	UIL SUPPLIES-MS					390.00	389.33	0.00	0.67
594	UIL SUPPLIES-PS					0.00	0.00	0.00	0.00
595	UIL SUPPLIES-ES					1,475.00	1,474.91	0.00	0.09
596	CHEERLEADERS-HS					1,000.00	1,000.00	0.00	0.00
597	CHEERLEADERS-MS					0.00	0.00	0.00	0.00
598	ALL ATHLETICS-HS					2,000.00	1,928.22	0.00	71.78
599	ALL ATHLETICS-MS					130.00	91.09	0.00	38.91
600	FOOTBALL-HS					13,310.00	13,306.99	0.00	3.01

	A	B	C	D	E	F	G	H	I
601	FOOTBALL-MS					4,000.00	3,999.60	0.00	0.40
602	BASKETBALL-HS					3,650.00	3,615.64	0.00	34.36
603	BASKETBALL-MS					0.00	0.00	0.00	0.00
604	TRACK-HS					3,550.00	3,500.12	0.00	49.88
605	TRACK-MS					0.00	0.00	0.00	0.00
606	BASEBALL-HS					3,750.00	3,740.45	0.00	9.55
607	VOLLEYBALL-HS					4,000.00	3,958.86	0.00	41.14
608	VOLLEYBALL-MS					1,500.00	1,447.71	0.00	52.29
609	GIRLS BASKETBALL-HS					3,400.00	3,355.11	0.00	44.89
610	GIRLS BASKETBALL-MS					1,500.00	1,473.38	0.00	26.62
611	GIRLS TRACK-HS					3,500.00	3,456.66	0.00	43.34
612	GIRLS TRACK-MS					1,400.00	1,394.14	0.00	5.86
613	TENNIS-HS					1,000.00	954.70	0.00	45.30
614	GOLF-HS					1,850.00	1,827.83	0.00	22.17
615	WEIGHT TRAINING-HS					1,500.00	1,402.94	0.00	97.06
616	SOFTBALL-HS					2,680.00	2,549.55	0.00	130.45
617	OFF SEASON-HS					4,700.00	4,691.26	0.00	8.74
618	OFF SEASON-MS					0.00	0.00	0.00	0.00
619	TRAINER SUPPLIES-HS					3,200.00	3,153.46	0.00	46.54
620	CROSS COUNTRY-HS					1,100.00	1,046.25	0.00	53.75
621	TOTAL					69,655.00	68,754.28	0.00	900.72
622									
623	EMPLOYEE TRAVEL-DRAMA-HS					53.82	53.82	0.00	0.00
624	EMPLOYEE TRAVEL-BAND-HS					1,713.25	1,713.25	0.00	0.00
625	EMPLOYEE TRAVEL-CHOIR-HS					0.00	0.00	0.00	0.00
626	EMPLOYEE TRAVEL-BAND-MS					842.93	842.93	0.00	0.00
627	EMPLOYEE TRAVEL-MUSIC-ES					0.00	0.00	0.00	0.00
628	EMPLOYEE TRAVEL-ES-UIL					0.00	0.00	0.00	0.00
629	EMPLOYEE TRAVEL-ATHELTICS-HS					15,090.51	14,490.22	0.00	600.29
630	STUDENT MEALS/FEES-HS					0.00	0.00	0.00	0.00
631	STUDENT MEALS/FEES-MS					0.00	0.00	0.00	0.00
632	STUDENT MEALS/FEES-PS					0.00	0.00	0.00	0.00
633	STUDENT MEALS/FEES-ES					133.20	133.20	0.00	0.00
634	STUDENTS/REP DISTRICT-HS					0.00	0.00	0.00	0.00
635	STUDENTS/REP DISTRICT-MS					716.00	716.00	0.00	0.00
636	STUDENT TRAVEL-DRAMA-HS					935.70	935.70	0.00	0.00
637	STUDENT TRAVEL-DRAMA-MS					0.00	0.00	0.00	0.00
638	STUDENT TRAVEL-BAND-HS					1,690.56	1,690.56	0.00	0.00
639	STUDENT TRAVEL-BAND-MS					0.00	0.00	0.00	0.00
640	STUDENT TRAVEL-CHOIR-HS					448.34	448.34	0.00	0.00
641	STUDENT TRAVEL-BUS CLUB-HS					1,090.74	1,090.74	0.00	0.00
642	STUDENT TRAVEL-VO AG					3,709.46	3,704.73	0.00	4.73
643	STUDENT TRAVEL-HOME ECO					6,165.93	6,165.93	0.00	0.00
644	STUDENT TRAVEL-DECA-HS					1,126.88	1,126.88	0.00	0.00
645	STUDENT TRAVEL-UIL-HS					403.08	403.08	0.00	0.00
646	STUDENT TRAVEL-UIL-MS					0.00	0.00	0.00	0.00
647	STUDENT TRAVEL-UIL-PS					0.00	0.00	0.00	0.00
648	STUDENT TRAVEL-UIL-ES					356.00	356.00	0.00	0.00

	A	B	C	D	E	F	G	H	I
697	EQUIPMENT-HS-FOOTBALL					0.00	0.00	0.00	0.00
698	EQUIPMENT-ALL ATHLETICS					7,500.00	7,500.00	0.00	0.00
699	EQUIPMENT-VOLLEYBALL					0.00	0.00	0.00	0.00
700	EQUIPMENT-SOFTBALL-HS					0.00	0.00	0.00	0.00
701	TOTAL					7,500.00	7,500.00	0.00	0.00
702									
703	TOTAL COCURRICULAR/EXTRACURRICULAR					565,949.65	557,684.16	0.00	8,265.49
704									
705									
706	<i>41-GENERAL ADMINISTRATION</i>								
707	SALARIES					319,638.00	318,267.12	0.00	1,370.88
708	FIMM					4,524.00	4,500.83	0.00	23.17
709	HEALTH INSURANCE					6,319.00	6,298.23	0.00	20.77
710	WORKER'S COMPENSATION					1,135.00	1,111.06	0.00	23.94
711	TRS ON-BEHALF					0.00	0.00	0.00	0.00
712	UNEMPLOYMENT					283.00	280.59	0.00	2.41
713	TEACHER RETIREMENT/TRS CARE					28,769.00	28,651.73	0.00	117.27
714	PERSONAL DAYS					2,200.00	2,200.00	0.00	0.00
715	TOTAL					362,868.00	361,309.56	0.00	1,558.44
716									
717	ATTORNEY FEES					2,000.00	1,520.00	0.00	480.00
718	AUDIT EXP					18,000.00	17,975.00	0.00	25.00
719	CONT-SERVICE-FINGERPRINTING					0.00	0.00	0.00	0.00
720	REGION VII ESC					4,200.00	4,177.50	0.00	22.50
721	COPIER REPAIR/MAINT					1,000.00	750.00	0.00	250.00
722	LEASE-EQUIP					2,868.00	2,868.00	0.00	0.00
723	PRINTING-SUPERINTENDENT					0.00	0.00	0.00	0.00
724	POLICY REVIEW-SCHOOL BOARD					2,150.00	2,132.58	0.00	17.42
725	PRINTING-TAX OFFICE					1,600.00	1,600.00	0.00	0.00
726	PRINTING-ADM					2,000.00	1,878.50	0.00	121.50
727	CONT SERVICE-TASB PAY PLAN					10,575.00	10,523.35	0.00	51.65
728	TOTAL					44,393.00	43,424.93	0.00	968.07
729									
730	MAGAZINES					100.00	28.00	0.00	72.00
731	SUPPLIES-SUPERINTENDENT					1,100.00	952.24	0.00	147.76
732	SUPPLIES-SCHOOL BOARD					2,600.00	2,493.73	0.00	106.27
733	SUPPLIES-TAX OFFICE					2,600.00	2,530.53	0.00	69.47
734	SUPPLIES-ADMINISTRATION					2,683.00	2,416.62	0.00	266.38
735	SERVICE PINS					1,150.00	1,133.50	0.00	16.50
736	POSTAGE-TAX					1,250.00	1,250.00	0.00	0.00
737	POSTAGE-ADM					1,050.00	1,010.45	0.00	39.55
738	SUPPLIES-TECHNOLOGY**					0.00	0.00	0.00	0.00
739	TOTAL					12,533.00	11,815.07	0.00	717.93
740									
741	TRAVEL-SUPERINTENDENT					2,100.00	2,093.12	0.00	6.88
742	TRAVEL-TAX					600.00	562.42	0.00	37.58
743	TRAVEL-BUS OFF					1,850.00	1,813.99	0.00	36.01
744	TRAVEL-SCHOOL BOARD					5,000.00	4,903.33	0.00	96.67
745	INSUR-SCHOOL BOARD					4,243.00	4,243.00	0.00	0.00

	A	B	C	D	E	F	G	H	I
746	BONDING-TAX					250.00	250.00	0.00	0.00
747	BONDING-ADM					75.00	71.00	0.00	4.00
748	ELECTIONS					1,825.00	1,760.78	0.00	64.22
749	DUES-SUPERINTENDENT					1,450.00	1,450.00	0.00	0.00
750	DUES-SCHOOL BOARD					5,000.00	4,788.08	0.00	211.92
751	DUES-TAX COLLECTOR					250.00	190.00	0.00	60.00
752	DUES-SCHOOL WIDE					4,250.00	3,630.00	0.00	620.00
753	DUES-ADMIN OFFICE					1,200.00	1,200.00	0.00	0.00
754	MISC OPERATING-SUPERINTENDENT					0.00	0.00	0.00	0.00
755	MISC OPERATING-SCHOOL BOARD					2,550.00	2,548.65	0.00	1.35
756	MISC OPERATING-TAX OFFICE					0.00	0.00	0.00	0.00
757	MISC OPERATING-SCHOOL WIDE					0.00	0.00	0.00	0.00
758	MISC OPERATING-ADMIN					5,500.00	5,463.62	0.00	36.38
759	OTHER OPERATING COSTS-TAX REFUNDS					0.00	0.00	0.00	0.00
760	ADVER-TAX					500.00	435.83	0.00	64.17
761	ADVER-ADM					2,000.00	1,992.50	0.00	7.50
762	TECS FEES					0.00	0.00	0.00	0.00
763	TOTAL					38,643.00	37,396.32	0.00	1,246.68
764									
765	FURN/EQUIP-SUPERINTENDENT					1,384.94	1,384.94	0.00	0.00
766	FURN/EQUIP-SCHOOL BOARD					2,274.00	2,274.00	0.00	0.00
767	FURN/EQUIP-TECHNOLOGY**					338.00	338.00	0.00	0.00
768	TOTAL					3,996.94	3,996.94	0.00	0.00
769									
770	TOTAL GENERAL ADMINISTRATION					462,433.94	457,942.82	0.00	4,491.12
771									
772	<i>51-PLANT MAINTENANCE</i>								
773									
774	SUBSTITUTES					3,000.00	2,170.00	0.00	830.00
775	SALARIES					439,168.00	436,810.37	0.00	2,357.63
776	FIMM					5,683.00	5,617.23	0.00	65.77
777	HEALTH INSURANCE					49,992.00	49,540.85	0.00	451.15
778	WORKER'S COMPENSATION					1,860.00	1,839.50	0.00	20.50
779	TRS ON-BEHALF					0.00	0.00	0.00	0.00
780	UNEMPLOYMENT					488.00	464.55	0.00	23.45
781	TEACHER RETIREMENT/TRS CARE					2,365.00	2,344.58	0.00	20.42
782	PERSONAL DAYS					800.00	800.00	0.00	0.00
783	TOTAL					503,356.00	499,587.08	0.00	3,768.92
784									
785	BUILDING APPRAISAL					0.00	0.00	0.00	0.00
786	PRINTING					0.00	0.00	0.00	0.00
787	CONTRACTED SERVICES-PHYSICALS/DRUG					150.00	0.00	0.00	150.00
788	CONTRACTED SERVICES-FACILITIES					0.00	0.00	0.00	0.00
789	CONTRACTED SERVICES-EXTERMINATING					8,000.00	6,053.60	0.00	1,946.40
790	CONTRACTED SERVICES-GARBAGE					12,000.00	11,724.00	0.00	276.00
791	CONTRACTED SERVICES-ELECTRIC/HEAT					160,000.00	104,512.38	0.00	55,487.62
792	CONTRACTED SERVICES-GENERAL					75,000.00	67,886.45	0.00	7,113.55
793	CONTRACTED SERVICES-FOOTBALL/BASEBAL					12,000.00	11,560.00	0.00	440.00
794	CONTRACTED SERVICES-GYM FLOORS					6,000.00	5,128.00	0.00	872.00

	A	B	C	D	E	F	G	H	I
795	CONTRACTED SERVICES-SOUND SYS					10,000.00	8,556.07	0.00	1,443.93
796	CONTRACTED SERVICES-ROAD REPAIR					0.00	0.00	0.00	0.00
797	CONTRACTED SERVICES-FIRE EXT					3,000.00	2,318.50	0.00	681.50
798	CONTRACTED SERVICES-PLUMBING					10,000.00	9,952.40	0.00	47.60
799	CONTRACTED SERVICES-DST WIDE					0.00	0.00	0.00	0.00
800	CONTRACTED SERVICES-ROOFING					3,000.00	2,660.00	0.00	340.00
801	CONTRACTED SERVICES-TECHNOLOGY**					0.00	0.00	0.00	0.00
802	PHONE-HS					1,350.00	1,237.62	0.00	112.38
803	PHONE-MS					750.00	648.32	0.00	101.68
804	PHONE-PS					750.00	648.32	0.00	101.68
805	PHONE-ES					750.00	648.32	0.00	101.68
806	PHONE-ADM					750.00	597.76	0.00	152.24
807	PHONE-CAFETERIA					325.00	298.58	0.00	26.42
808	PHONE-BUS/MAINTENANCE					3,000.00	2,796.54	0.00	203.46
809	PHONE-HS MEREDITH STADIUM					2,000.00	1,868.38	0.00	131.62
810	WATER					35,000.00	29,225.78	0.00	5,774.22
811	ELECTRICITY					233,500.00	211,006.21	0.00	22,493.79
812	GAS					25,000.00	22,345.59	0.00	2,654.41
813	CABLE INTERNET					4,600.00	4,578.31	0.00	21.69
814	TOTAL					606,925.00	506,251.13	0.00	100,673.87
815									
816	VEHICLE SUPPLIES					0.00	0.00	0.00	0.00
817	CUSTODIAL SUPPLIES					80,000.00	72,568.84	0.00	7,431.16
818	MAINT/GROUNDS SUPPLIES					75,000.00	62,104.78	0.00	12,895.22
819	SUPPLIES-TECHNOLOGY**					0.00	0.00	0.00	0.00
820	TOTAL					155,000.00	134,673.62	0.00	20,326.38
821									
822	TRAVEL-MAIT					0.00	0.00	0.00	0.00
823	PROPERTY INSUR					55,329.00	55,325.56	0.00	3.44
824	FEES-MAINT DEPT					0.00	0.00	0.00	0.00
825	TOTAL					55,329.00	55,325.56	0.00	3.44
826									
827	CAPITAL OUTLAY					4,800.98	4,800.98	0.00	0.00
828									
829	TOTAL PLANT MAINTENANCE					1,325,410.98	1,200,638.37	0.00	124,772.61
830									
831									
832									
833	CONT SERV-SECURITY-HS					2,200.00	2,175.00	0.00	25.00
834	CONT SERV-SECURITY-MS					0.00	0.00	0.00	0.00
835	CONT SERV-HS					705.00	674.50	0.00	30.50
836	CONT SERV-MS					705.00	674.50	0.00	30.50
837	CONT SERV-PS					705.00	674.50	0.00	30.50
838	CONT SERV-ES					705.00	674.50	0.00	30.50
839	TOTAL					5,020.00	4,873.00	0.00	147.00
840									
841	SUPPLIES-HS					1,530.75	1,530.75	0.00	0.00
842	SUPPLIES-MS					1,530.75	1,530.75	0.00	0.00
843	SUPPLIES-PS					1,530.75	1,530.75	0.00	0.00

52-SECURITY & MONITORING SERVICES

	A	B	C	D	E	F	G	H	I
844	SUPPLIES-ES					1,530.75	1,530.75	0.00	0.00
845	TOTAL					6,123.00	6,123.00	0.00	0.00
846									
847	EQUIP-HS					1,972.40	1,972.40	0.00	0.00
848	EQUIP-MS					0.00	0.00	0.00	0.00
849	EQUIP-PS					0.00	0.00	0.00	0.00
850	EQUIP-ES					0.00	0.00	0.00	0.00
851	TOTAL					1,972.40	1,972.40	0.00	0.00
852									
853	TOTAL SECURITY & MONITORING					13,115.40	12,968.40	0.00	147.00
854									
855									
856									
857	SALARY/STIPEND					9,232.00	9,199.80	0.00	32.20
858	FIMM					133.40	129.24	0.00	4.16
859	HEALTH INSURANCE					441.00	439.56	0.00	1.44
860	WORKER'S COMPENSATION					40.00	33.11	0.00	6.89
861	TRS ON-BEHALF					0.00	0.00	0.00	0.00
862	UNEMPLOYMENT					14.00	8.36	0.00	5.64
863	TEACHER RETIREMENT/TRS CARE					124.00	122.82	0.00	1.18
864	PERSONAL DAYS					1,250.00	1,250.00	0.00	0.00
865	TOTAL					11,234.40	11,182.89	0.00	51.51
866									
867	CONTRACTED SERVICES-DISTRICT					21,425.00	21,075.00	0.00	350.00
868	CONT SERVICE-FINGERPRINTING					0.00	0.00	0.00	0.00
869	HARDWARE & SOFTWARE MAINT-HS					15,382.26	14,882.26	0.00	500.00
870	HARDWARE & SOFTWARE MAINT-MS					8,816.19	8,316.19	0.00	500.00
871	HARDWARE & SOFTWARE MAINT-PS					8,816.18	8,316.18	0.00	500.00
872	HARDWARE & SOFTWARE MAINT-ES					8,816.21	8,316.21	0.00	500.00
873	HARDWARE & SODTWARE MAINT-TAX					4,900.00	4,800.00	0.00	100.00
874	HARDWARE & SOFTWARE MAINT-ADM					14,900.00	13,414.52	0.00	1,485.48
875	TOTAL					83,055.84	79,120.36	0.00	3,935.48
876									
877	COMPUTER SUPPLIES-HS					2,900.00	2,891.49	0.00	8.51
878	COMPUTER SUPPLIES-MS					1,400.00	1,344.00	0.00	56.00
879	COMPUTER SUPPLIES-PS					1,400.00	1,343.99	0.00	56.01
880	COMPUTER SUPPLIES-ES					1,400.00	1,343.99	0.00	56.01
881	COMPUTER SUPPLIES-ADM					250.00	250.00	0.00	0.00
882	TOTAL					7,350.00	7,173.47	0.00	176.53
883									
884	TRAVEL					310.00	267.00	0.00	43.00
885	FEES/DUES					0.00	0.00	0.00	0.00
886	TOTAL					310.00	267.00	0.00	43.00
887									
888	COMPUTERS-HS					11,536.23	11,536.23	0.00	0.00
889	COMPUTERS-MS					3,878.72	3,878.72	0.00	0.00
890	COMPUTERS-PS					3,878.72	3,878.72	0.00	0.00
891	COMPUTERS-ES					3,878.72	3,878.72	0.00	0.00
892	COMPUTERS-ADM					0.00	0.00	0.00	0.00

53-DATA PROCESSING

	A	B	C	D	E	F	G	H	I
893	TOTAL					23,172.39	23,172.39	0.00	0.00
894									
895	TOTAL DATA PROCESSING					125,122.63	120,916.11	0.00	4,206.52
896									
897	61-COMMUNITY SERVICE								
898									
899	CONTRACTED SERVICE-HS					1,932.00	1,912.50	0.00	19.50
900	CONTRACTED SERVICE-MS					1,932.00	1,912.50	0.00	19.50
901	CONTRACTED SERVICE-PS					1,932.00	1,912.50	0.00	19.50
902	CONTRACTED SERVICE-ES					1,932.00	1,912.50	0.00	19.50
903	TOTAL					7,728.00	7,650.00	0.00	78.00
904									
905	TOTAL COMMUNITY SERVICE					7,728.00	7,650.00	0.00	78.00
906									
907	71-DEBT SERVICE								
908									
909	FITNESS EQUIP-PRINCIPAL					0.00	0.00	0.00	0.00
910	FITNESS EQUIP-INTEREST					0.00	0.00	0.00	0.00
911	TOTAL					0.00	0.00	0.00	0.00
912									
913	TOTAL DEBT SERVICE					0.00	0.00	0.00	0.00
914									
915	81-FACILITIES ACQUISITION & CONSTRUCTION								
916									
917	FACILITY PLANNING					0.00	0.00	0.00	0.00
918	CONT SERVICES-TECHNOLOGY-MS**					0.00	0.00	0.00	0.00
919	CONT SERVICES-TECHNOLOGY-PS**					0.00	0.00	0.00	0.00
920	CONT SERVICES-TECHNOLOGY-ES**					0.00	0.00	0.00	0.00
921	CONT SERVICES-TECHNOLOGY-ADM**					0.00	0.00	0.00	0.00
922	CONT SERVICES-STADIUM					14,077.00	14,077.00	0.00	0.00
923	TOTAL					14,077.00	14,077.00	0.00	0.00
924									
925	SUPPLIES-STADIUM/TRACK					2,974.00	2,794.00	0.00	180.00
926	TOTAL					2,974.00	2,794.00	0.00	180.00
927									
928	LAND PURCHASE					0.00	0.00	0.00	0.00
929	FEES-LAND PURCHASE					0.00	0.00	0.00	0.00
930	BUILDING CONSTRUCTION-MS/PS ROOF					776,779.66	756,774.32	0.00	20,005.34
931	BUILDING CONSTRUCTION-HS/ES RENNOV					75,000.00	71,637.00	0.00	3,363.00
932	PARKING/ROADS-ALL SCHOOLS					503,779.67	485,976.86	0.00	17,802.81
933	SECURITY RENNOVATIONS-ALL SCHOOLS					79,075.00	79,075.00	0.00	0.00
934	BUILDING CONSTRUCTION-STADIUM TRACK					243,784.00	243,784.00	0.00	0.00
935	BUILDING CONSTRUCTION-FIELDHOUSE					0.00	0.00	0.00	0.00
936	FURN/EQUIP-TECHNOLOGY-DST**					0.00	0.00	0.00	0.00
937	TOTAL					1,678,418.33	1,637,247.18	0.00	41,171.15
938									
939	TOTAL FACILITIES & CONSTRUCTION					1,695,469.33	1,654,118.18	0.00	41,351.15
940									
941	93-PAYMENTS TO MEMBER DISTRICTS/FISCAL AGENTS								

	A	B	C	D	E	F	G	H	I
942									
943	SSA-SUPERNET II					8,471.00	8,095.39	0.00	375.61
944	SSA-SPECIAL EDUCATION					366,911.00	366,910.94	0.00	0.06
945	SSA-RUS-DLT GRANT					0.00	0.00	0.00	0.00
946									
947	<u>TOTAL PAYMENTS TO MEMBER DISTRICTS</u>					375,382.00	375,006.33	0.00	375.67
948									
949									
950									
951	APPRAISAL DISTRICT					120,821.00	120,525.00	0.00	296.00
952									
953	<u>TOTAL OTHER INTERGOVERNMENTAL</u>					120,821.00	120,525.00	0.00	296.00
954									
955									
956	TOTAL OPERATING BUDGET					14,715,520.46	14,238,326.05	0.00	477,194.41
957									
958									
959	DEBT SERVICE FUND								
960	599								
961									
962	BONDS					0.00	0.00	0.00	0.00
963	INTEREST					0.00	0.00	0.00	0.00
964	FEES					0.00	0.00	0.00	0.00
965						0.00	0.00	0.00	0.00
966	TOTAL								
967	TOTAL DEBT SERVICE					0.00	0.00	0.00	0.00
968									
969									
970	TOTAL OPERATING FUND								
971	AND DEBT SERVICE					14,715,520.46	14,238,326.05	0.00	477,194.41
972									
973									
974	***TECHNOLOGY EXPENSES TO BE								
975	FUNDED					347,869.96	347,112.15	0.00	757.81
976									
977									
978	<u>REFERENCE GUIDE</u>								
979									
980	HS					ST COMP		STATE COMPENSATORY	
981	MS	HIGH SCHOOL				ESL		ENGLISH/SPANISH LANGUAGE	
982	PS	MIDDLE SCHOOL				VOC		VOCATIONAL EDUCATION	
983	ES	PRIMARY SCHOOL				G/T		GIFTED/TALENTED EDUCATION	
984	ADM	ELEMENTARY SCHOOL				SP ED		SPECIAL EDUCATION	
985		ADMINISTRATION							
986									
987									
988									
989									
990	199-GENERAL FUND								
991						BUDGETED	RECEIVED		BALANCE

MINEOLA INDEPENDENT SCHOOL DISTRICT

2012-2013 REVENUE

	A	B	C	D	E	F	G	H	I
992	TAXES-CURRENT YEAR					6,174,416.00	6,261,731.97		-87,315.97
993	TAXES-PRIOR YEAR					124,500.00	135,297.96		-10,797.96
994	TAXES-PENALTIES					90,000.00	99,139.04		-9,139.04
995	TAXES-INTEREST					0.00	0.00		0.00
996	DRIVER EDUCATION TUITION					0.00	0.00		0.00
997	TUITION-SUMMER SCHOOL					650.00	650.00		0.00
998	EARNING FROM PERMANENT INVESTMENTS					0.00	0.00		0.00
999	EARNING FROM TEMPORARY INVESTMENTS					40,000.00	43,110.92		-3,110.92
1000	RENTAL OF FACILITIES					0.00	0.00		0.00
1001	GIFTS/BEQUESTS-MEREDITH-					469,951.26	469,951.26		0.00
1002	GIFTS/BEQUESTS-MEREDITH-HS BAND					0.00	0.00		0.00
1003	GIFTS/BEQUESTS-HS WEIGHT ROOM					0.00	0.00		0.00
1004	GIFTS/BEQUESTS-MEREDITH-ES PLAYG					0.00	0.00		0.00
1005	GIFTS/BEQUESTS					0.00	0.00		0.00
1006	INSURANCE RECOVERY					0.00	0.00		0.00
1007	ATHLETIC ACTIVITY					65,250.00	65,581.93		-331.93
1008	MISC REVENUE-FISCAL AGENT FEE					42,000.00	42,000.00		0.00
1009	TAXES-CED					0.00	0.00		0.00
1010	MISC REVENUE-LOCAL SOURCES					27,500.00	27,695.44		-195.44
1011	CITY OF MINEOLA					6,500.00	6,500.00		0.00
1012	HEAD START REIMBURSEMENT					99,000.00	99,877.58		-877.58
1013						7,139,767.26	7,251,536.10		-111,768.84
1014	TOTAL								
1015	PER CAPITA					694,716.00	694,716.00		0.00
1016	STATE FOUNDATION					5,555,517.00	5,555,545.00		-28.00
1017	SAFE SCHOOL-RIDER 59					1,300.00	1,300.00		0.00
1018	TRS ON BEHALF					650,777.00	654,632.14		-3,855.14
1019						6,902,310.00	6,906,193.14		-3,883.14
1020	TOTAL								
1021	TRANSFER IN					2,700.00	2,700.00		0.00
1022									
1023	SALE OF PROPERTY					6,000.00	6,408.98		-408.98
1024									
1025	TOTAL OPERATING REVENUE					14,050,777.26	14,166,838.22		-116,060.96
1026									
1027	599-DEBT SERVICE								
1028									
1029	TAXES-CURRENT					0.00	0.00		0.00
1030	TAXES-PRIOR YEARS					0.00	0.00		0.00
1031	TAXES-PENALTIES					0.00	0.00		0.00
1032	TAXES-INTEREST					0.00	0.00		0.00
1033	EARNINGS FROM TEMPORARY INVESTMENTS					0.00	0.00		0.00
1034						0.00	0.00		0.00
1035	TOTAL								
1036	STATE REVENUE-TEA					0.00	0.00		0.00
1037									
1038	TOTAL DEBT SERVICE REVENUE					0.00	0.00		0.00
1039									
1040	TOTAL OPERATING AND DEBT								

	A	B	C	D	E	F	G	H	I
1041	SERVICE REVENUE					14,050,777.26	14,166,838.22	0.00	-116,060.96
1042									

MINEOLA INDEPENDENT SCHOOL DISTRICT

Executive Financial Summary

August 31, 2013

General Bank Accounts

Local Maintenance

Fund 199-Operating Fund	30,260.70	
Fund 397-Advanced Placement Incentives	0.00	
Fund 401-Extended Day/Year	0.00	
Fund 404-Accelerated Reading	0.00	
Fund 409-Ninth Grade Initiative	0.00	
Fund 410-Instructional Materials Allotment	(850.20)	
Fund 411-Technology	0.00	
Fund 414-Texas Reading Academies	0.00	
Fund 427-Read to Succeed	0.00	
Fund 429-DATE Grant	0.00	
Fund 434-SSA Visually Impaired	0.00	
Fund-437-SSA Special Education	10,342.82	
Fund 459-SSA Supernet II	55,053.27	
Fund 499-State Funded	0.00	
TOTAL		94,806.59

Consolidated

Fund 204-Drug Free Schools	0.00	
Fund 211-Title 1	0.00	
Fund 226-Residential Placement	0.00	
Fund 244-Vocational Grant	0.00	
Fund 255-Class Reduction	0.00	
Fund 262-Title II-Technology	0.00	
Fund 266-Title XIV-SFSF	0.00	
Fund 270-Title VI-Rural & Low Income	0.00	
Fund 285-Title I, Part A ARRA	0.00	
Fund 287-Education Jobs	0.00	
Fund 313-IDEA-Part B-Shared Services	0.00	
Fund 314-IDEA Part B-Preschool-Shared Services	0.00	
Fund 315-IDEA Part B-Discretionary	0.00	
TOTAL		0.00

Cafeteria

Food Service	(10,311.66)	
TOTAL		(10,311.66)

Interest & Sinking

Debt Service	1.53	
TOTAL		1.53

\$

ACTIVITY FUND MANAGEMENT

MISD District Improvement Fund	85,859.34	
Head Start	444.50	
District Lost Book Account	18,834.53	
TOTAL		105,138.37
Mineola Primary School		
Advisory Council	4,178.51	
Yearbooks	3,898.36	
Box Tops	6,637.01	
Flower Fund	496.02	
Library Fund	1,491.93	
T-Shirts	2,729.57	
Teacher Gifts	13,994.18	
Title I Book Acct	335.00	
School Vending	2,950.65	
Benevolent Fund	11,919.91	
Lounge Vending	12.73	
TOTAL		48,643.87
Mineola Elementary School		
Teacher Gifts	3,431.24	
School Annual	1,441.59	
Benevolent Fund	1,479.69	
Advisory Council	4,944.80	
Flower Fund	23.39	
Library Fund	4,766.21	
Lounge Vending	512.50	
Jump Rope	524.39	
School Vending	10,204.04	
P. E./Summer Fun Camp	0.00	
Kiwanis Kids	33.69	
TOTAL		27,361.54
Mineola Middle School		
AVID	462.40	
Band Fund	382.30	
Athletics	615.01	
Volleyball	287.00	
Flower Fund	78.83	
Jacket Jazz	176.67	
Advisory Council	1,523.17	
Choir	151.44	
MS Cheerleaders	3,705.74	
MS Yearbook	0.00	
Crime Stoppers	485.00	
Junior Honor Society	368.49	
Communities in Schools	775.98	
Athletic Boosters	614.90	
Library Fund	949.44	
Lounge Vending	363.72	
FCA-MS	4,375.64	
Builder's Club	1,733.25	
School Vending	4,160.11	
Benevolent Fund	8,176.46	
Science Club	1,456.80	
Student Council	484.00	
TOTAL		31,326.35

Mineola High School

Art	734.03	
Auto Mechanics	1,449.84	
Anchor Club	478.67	
Crime Stoppers	224.62	
Annual Staff	10,382.61	
Athletic Vending	9,397.94	
Athletic Equipment Donations	1,357.28	
Band Fund	1,597.49	
Business Club	409.82	
Band Trip Fund	2,860.51	
D. E. C. A.	625.61	
Fellowship of Christian Athletes	2,159.15	
Future Farmers of America	2,085.71	
Future Homemakers of America	99.39	
Class of 2016	1,047.00	
Benevolent Fund	2,716.89	
Testing/Tuition	1,232.45	
Lounge Vending	1,189.20	
Student Technoloty Assoc	69.87	
I-Pad fees	12980	
Choir	26.00	
Class of 2014	11,825.86	
Key Club	544.43	
Library Fund	738.82	
CIS-Go Center	499.57	
Junior Historians	786.71	
National Honor Society	365.13	
Nature Trail	1,047.10	
PAL'S	159.43	
Project Graduation	2,495.06	
H. S. Players/Drama	3,470.72	
Flower Fund	1,139.05	
Student Council	371.99	
Scholarship Fund	15,863.00	
Class of 2015	1,608.53	
Spanish Club	252.58	
Class of 2013	0.00	
Slot Car Racing	1,262.16	
Varsity Cheerleaders	1,986.52	
AVID	217.17	
School Vending	5,860.46	
TOTAL		103,618.37

WOOD COUNTY SPECIAL EDUCATION SSA

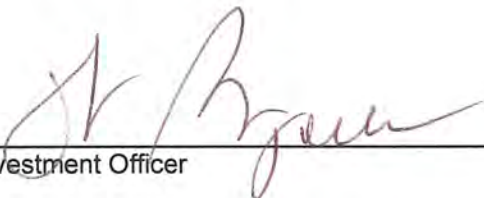
Activity Fund	801.27	
TOTAL		801.27

**PORTFOLIO SUMMARY
ACTIVITY FOR MONTH ENDING
August 31, 2013**

CERTIFICATE OF DEPOSIT/SAVINGS

<i>Investments</i>	<i>Cost</i>	<i>Market</i>	<i>Ratio</i>	<i>Interest Rate</i>
Beginning of period	8,458,308.54	8,458,308.54	100.00%	
Deposits	1,996.23			
Withdrawals	1,260,000.00			
End of period	7,200,304.77	7,200,304.77		
Interest Accrued	5,349.84			
End of Period				
Bank Texas				
CD # 8025567	262,287.79	262,287.79	100.00%	0.60%
Bank Texas				
CD # 8025872	1,047,579.41	1,047,579.41	100.00%	0.60%
First National Bank-Gilmer in Mineola				
CD # 1005229	238,886.03	238,886.03	100.00%	0.60%
Mineola Community				
CD # 01-00542339-9	159,222.59	159,222.59	100.00%	0.60%
Capital One				
Savings #3830656862	5,290,220.60	5,290,220.60	100.00%	0.40%
City National Bank				
CD #10305497	202,108.35	202,108.35	100.00%	0.60%

This report is in compliance with the investment strategies as approved by the Public Funds Investment Act



 Investment Officer

**TEXPOOL
PORTFOLIO SUMMARY
ACTIVITY FOR MONTH ENDING
August 31, 2013**

LOCAL MAINTENANCE

<i>Investments</i>	<i>Cost</i>	<i>Market</i>	<i>Ratio</i>	<i>Interest Rate</i>
Beginning of period	27,223.98	27,223.98	100.00%	0.04% 0
Deposits	0.00			
Withdrawals	0.00			
Interest accrued	1.02			
End of Period	27,225.00	27,225.00	100.00%	0.04%

This report is in compliance with the investment strategies as approved by the Public Funds Investment Act


Investment Officer


**TEXPOOL
PORTFOLIO SUMMARY
ACTIVITY FOR MONTH ENDING
August 31, 2013**

FOOD SERVICE

<i>Investments</i>	<i>Cost</i>	<i>Market</i>	<i>Ratio</i>	<i>Interest Rate</i>
Beginning of period	60,543.08	60,543.08	100.00%	0.04%
Deposits	0.00			
Withdrawals	25,000.00			
Interest accrued	1.97			
End of Period	35,545.05	35,545.05	100.00%	0.04%

This report is in compliance with the investment strategies as approved by the Public Funds Investment Act

Investment Officer




**TEXPOOL
PORTFOLIO SUMMARY
ACTIVITY FOR MONTH ENDING
August 31, 2013**

INTEREST & SINKING

<i>Investments</i>	<i>Cost</i>	<i>Market</i>	<i>Ratio</i>	<i>Interest Rate</i>
Beginning of period	107,095.16	107,095.16	100.00%	0.04%
Deposits	0.00			
Withdrawals	0.00			
Interest accrued	3.99			
End of Period	107,099.15	107,099.15	100.00%	0.04%

This report is in compliance with the investment strategies as approved by the Public Funds Investment Act

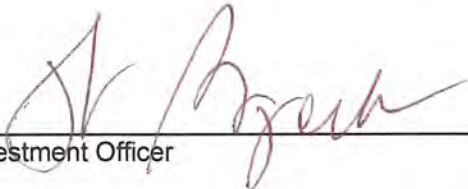

Investment Officer

**TEXPOOL
PORTFOLIO SUMMARY
ACTIVITY FOR MONTH ENDING
August 31, 2013**

WORKERS COMPENSATION

<i>Investments</i>	<i>Cost</i>	<i>Market</i>	<i>Ratio</i>	<i>Interest Rate</i>
Beginning of period	476,983.43	476,983.43	100.00%	0.04%
Deposits	31.00			
Withdrawals	698.00			
Interest accrued	17.66			
End of Period	476,334.09	476,334.09	100.00%	0.04%

This report is in compliance with the investment strategies as approved by the Public Funds Investment Act


Investment Officer


**TEXPOOL
PORTFOLIO SUMMARY
ACTIVITY FOR MONTH ENDING
August 31, 2013**

DAN PEACOCK TRUST

<i>Investments</i>	<i>Cost</i>	<i>Market</i>	<i>Ratio</i>	<i>Interest Rate</i>
Beginning of period	16,589.63	16,589.63	100.00%	0.04%
Deposits	0.00			
Withdrawals	500.00			
Interest accrued	0.61			
End of Period	16,090.24	16,090.24	100.00%	0.04%

This report is in compliance with the investment strategies as approved by the Public Funds Investment Act

Investment Officer

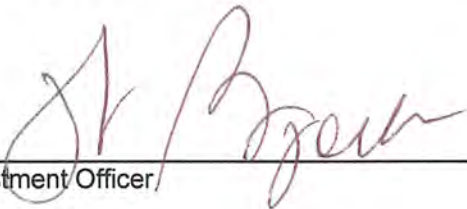


**TEXPOOL
PORTFOLIO SUMMARY
ACTIVITY FOR MONTH ENDING
August 31, 2013**

G. W. ENGLISH TRUST

<i>Investments</i>	<i>Cost</i>	<i>Market</i>	<i>Ratio</i>	<i>Interest Rate</i>
Beginning of period	235,889.40	235,889.40	100.00%	0.04%
Deposits	0.00			
Withdrawals	250.00			
Interest accrued	8.73			
End of Period	235,648.13	235,648.13	100.00%	0.04%

This report is in compliance with the investment strategies as approved by the Public Funds Investment Act



Investment Officer

**MINEOLA COMMUNITY BANK
PORTFOLIO SUMMARY
ACTIVITY FOR MONTH ENDING
August 31, 2013**

JUDGE TRUST

<i>Investments</i>	<i>Cost</i>	<i>Market</i>	<i>Ratio</i>	<i>Interest Rate</i>
Beginning of period				
CD	18,000.00	18,000.00	100.00%	0.60%
CD	24,329.52	24,329.52	100.00%	0.60%
CD	26,814.59	26,814.59	100.00%	0.60%
SAVINGS ACCT	4,972.01	4,972.01	100.00%	0.25%
Deposits	0.00			
Withdrawals	2,700.00			
Quarterly Interest	0.00			
End of Period				
CD	18,000.00	18,000.00	100.00%	0.60%
CD	24,329.52	24,329.52	100.00%	0.60%
CD	26,814.59	26,814.59	100.00%	0.60%
SAVINGS ACCT	2,272.01	2,272.01	100.00%	0.25%

This report is in compliance with the investment strategies as approved by the Public Funds Investment Act



 Investment Officer

BANK: 01 LOCAL MAINTENANCE

CHECK TYPE	CHECK NUMBER	CHECK DATE	CHECK AMOUNT	REMITTED TO
OFFC	61475	8-01-2013	6,000.00	9619 MINEOLA FLOORS & DECOR - <i>Ad Carpet materials</i>
OFFC	61476	8-06-2013	3,000.00	3943 TYLER JUNIOR COLLEGE - <i>Meredith Foundation</i>
OFFC	61477	8-09-2013	5,488.27	9619 MINEOLA FLOORS & DECOR - <i>Tile DE, MINE Carpet materials</i>
OFFC	61478	8-14-2013	500.00	3943 TYLER JUNIOR COLLEGE - <i>Peacock Scholarship</i>
OFFC	61479	8-16-2013	6,450.96	9619 MINEOLA FLOORS & DECOR - <i>Tile, DE, misc Carpet Labor</i>
SYST	61480	8-16-2013	801.63	6590 AADVANTAGE LAUNDRY SYSTEMS - <i>Athletic Repair</i>
SYST	61481	8-16-2013	78.31	6085 ACE HARDWARE - <i>MAINTENANCE</i>
SYST	61482	8-16-2013	977.00	5370 ALLIED WASTE SERVICES - <i>TRASH Pick-up</i>
SYST	61483	8-16-2013	2,051.95	7184 APEX GEOSCIENCE, INC - <i>PARKING PROJECT</i>
SYST	61484	8-16-2013	173.00	3549 AT&T - <i>Phone Lines</i>
SYST	61485	8-16-2013	5.25	3533 AT&T LONG DISTANCE - <i>long distance</i>
SYST	61486	8-16-2013	7,350.00	9143 B & B ATHLETIC SUPPLY - <i>Football</i>
SYST	61487	8-16-2013	628.75	5672 B & W COMMUNICATIONS - <i>MAINTENANCE</i>
SYST	61488	8-16-2013	159.95	7162 BAND SHOPPE - <i>HS BAND</i>
SYST	61489	8-16-2013	1,353.09	1467 BAXTER SALES COMPANY, INC. - <i>MAINTENANCE</i>
SYST	61490	8-16-2013	52.50	7237 BILL SELF - <i>REIMBURSE</i>
SYST	61491	8-16-2013	46.18	8638 BILLY DUNN - <i>REIMBURSE</i>
SYST	61492	8-16-2013	50.00	6387 BOB SIMMONS - <i>REIMBURSE</i>
SYST	61493	8-16-2013	150.00	6958 BONNIE GARRETT - <i>REIMBURSE</i>
SYST	61494	8-16-2013	4,469.00	8136 BRASWELL PAINT COMPANY INC - <i>Maintenance, Ad Lounge, Ad Office</i>
SYST	61495	8-16-2013	80.00	8164 BRIAN PULLUM - <i>REIMBURSE</i>
SYST	61496	8-16-2013	85.00	8851 C MILLER DRILLING - <i>well</i>
SYST	61497	8-16-2013	601.55	1033 CADE'S BUILDING MATERIALS, INC. - <i>MAINTENANCE</i>
S	61498	8-16-2013	10.00	9519 CAPITAL ONE CORPORATE CARD - <i>REGISTER DOMAIN</i>
S	61499	8-16-2013	315.72	571 CENTERPOINT ENERGY RESOURCES CORP. - <i>GAS</i>
SYST	61500	8-16-2013	206.91	1034 CHEM SEARCH - <i>MAINTENANCE</i>
SYST	61501	8-16-2013	772.65	546 CHEM-SERV, INC. - <i>MAINTENANCE</i>
VOID	61502	8-16-2013	171.00	3935 CHERYL'S LAKE COUNTRY FLORIST - <i>SEASON</i>
SYST	61503	8-16-2013	33.15	9327 CLAYTON HARRIS - <i>REIMBURSE</i>
SYST	61504	8-16-2013	19,900.00	4447 COMPUTERLAND NETWORK TECHNOLOGIES - <i>Tech Support 10/14</i>
SYST	61505	8-16-2013	120.00	2118 DAIRY QUEEN - <i>ATHLETIC MEAL</i>
SYST	61506	8-16-2013	839.28	9627 DAVIS-GARVIN AGENCY, INC - <i>Timber Insur 10/14</i>
SYST	61507	8-16-2013	1,928.64	557 DEALERS ELECTRICAL SUPPLY CO. - <i>MAINTENANCE</i>
SYST	61508	8-16-2013	1,395.00	7914 DEATON'S COMMUNICATIONS LLC - <i>HS BAND</i>
SYST	61509	8-16-2013	334.40	1642 DIXIE PAPER COMPANY - <i>MAINTENANCE</i>
SYST	61510	8-16-2013	44.00	563 EAST TEXAS ALARM, INC. - <i>MAINTENANCE</i>
SYST	61511	8-16-2013	1,574.59	908 EAST TEXAS SPORTS CENTER - <i>Softball</i>
SYST	61512	8-16-2013	2,500.00	9624 EBACKPACK, INC - <i>HS SOFTWARE</i>
SYST	61513	8-16-2013	400.00	7916 ELF ENTERPRISES - <i>MAINTENANCE</i>
SYST	61514	8-16-2013	5,128.00	9590 ELITE REFINISHERS - <i>GYM Floor</i>
SYST	61515	8-16-2013	4,500.00	8427 EZTASK.COM INC - <i>WEBSITE 10/14</i>
SYST	61516	8-16-2013	788.00	7610 FIELDHOUSE SPORTS - <i>HS BAND</i>
SYST	61517	8-16-2013	4,199.88	2170 FLATT STATIONERS, INC. - <i>HS LIBRARY</i>
SYST	61518	8-16-2013	7,220.00	7875 FOLLETT SOFTWARE COMPANY - <i>Library SOFTWARE 10/14 - ALL</i>
SYST	61519	8-16-2013	337.45	7703 G&K SERVICES - <i>MAINTENANCE, TRANSPORTATION, CUSTODIAL</i>
SYST	61520	8-16-2013	45.07	920 GLEN DOSSETT - <i>REIMBURSE</i>
SYST	61521	8-16-2013	45.00	581 GOGGANS TIRE SERVICE - <i>TRANSPORTATION</i>
SYST	61522	8-16-2013	202.44	4548 GRAINGER - <i>MAINTENANCE</i>

BANK: 01 LOCAL MAINTENANCE

TYPE	CHECK NUMBER	CHECK DATE	CHECK AMOUNT	REMITTED TO
SYST	61523	8-16-2013	55.00	8166 GREG CASEY - REIMBURSE
SYST	61524	8-16-2013	1,500.00	9610 GULF COAST DRILL DESIGN - Hf BAND
SYST	61525	8-16-2013	257.04	1548 HAMMOND & STEPHENS - PLAN BOOK - ALL
SYST	61526	8-16-2013	125.00	5402 HARDY COOK & HARDY, PC - School ATTY
SYST	61527	8-16-2013	3,862.15	9613 HOLEY PLUMBING - MAINTENANCE
SYST	61528	8-16-2013	40.49	598 HUGHES APPLIANCE, INC. - MAINTENANCE
SYST	61529	8-16-2013	189.32	9630 JASON BAQUET - GAME OFFICIAL
SYST	61530	8-16-2013	84.50	9337 JEFF TITTLE - REIMBURSE
SYST	61531	8-16-2013	938.50	9136 JERAD COBURN - REIMBURSE
SYST	61532	8-16-2013	250.71	8168 JOE DRENNON - REIMBURSE
SYST	61533	8-16-2013	123.16	1475 JOHN DEERE FINANCIAL - MAINTENANCE
SYST	61534	8-16-2013	52.45	6894 JOHN T. VANDOVER - REIMBURSE
SYST	61535	8-16-2013	75.00	9422 JOSH WHEELER - REIMBURSE
SYST	61536	8-16-2013	376.00	9324 KAT MAR - Hf DAEP
SYST	61537	8-16-2013	53.00	5790 KENDALL GOULD - REIMBURSE
SYST	61538	8-16-2013	191.82	9620 KENDALL HUNT PUBLISHING - Hf SCIENCE
SYST	61539	8-16-2013	40.00	8633 KYLE LITTLE - REIMBURSE
SYST	61540	8-16-2013	30,557.84	7438 L & L ASPHALT CORP - July PYMT
SYST	61541	8-16-2013	50.00	7444 LAURA DENNIS - REIMBURSE
SYST	61542	8-16-2013	836.22	9616 LONE STAR PERCUSSION - Hf BAND
SYST	61543	8-16-2013	1,552.65	2686 LOWE'S - MAINTENANCE
SYST	61544	8-16-2013	44.47	8169 LUKE BLACKWELL - REIMBURSE
SYST	61545	8-16-2013	10,095.60	9360 MABANK ISD - 12/13 - BIRTH LIL FEE
SYST	61546	8-16-2013	54.19	8433 MIKE SORENSON - REIMBURSE
SYST	61547	8-16-2013	6,933.67	8076 MINEOLA ISD TAX COLLECTOR - AUTO TAX PYMT
SYST	61548	8-16-2013	432.00	649 MINEOLA MONITOR - ADM
SYST	61549	8-16-2013	1,070.00	1726 MINEOLA PIPE & STEEL - Hf BAND
SYST	61550	8-16-2013	926.74	1815 MINEOLA SUPPLY COMPANY, INC. - CUSTODIAL
SYST	61551	8-16-2013	35.07	921 NELDA SHIPP - REIMBURSE
SYST	61552	8-16-2013	265.83	8110 O'REILLY AUTO PARTS - TRANSPORTATION
SYST	61553	8-16-2013	171.87	1714 PATTY HAWKINS - REIMBURSE
SYST	61554	8-16-2013	54.75	5627 PEARSON EDUCATION - ES, MS TESTING
SYST	61555	8-16-2013	7,605.47	5531 PERDUE, BRANDON, FIELDER, COLLINS & - Del TAX ATTY - July
SYST	61556	8-16-2013	2,073.00	7476 PIONEER MANUFACTURING CO - MAINTENANCE
SYST	61557	8-16-2013	286.36	685 PRICE INTERNATIONAL, INC - TRANSPORTATION
SYST	61558	8-16-2013	1,920.00	7905 RAPTOR TECHNOLOGIES, INC. - VOID
SYST	61559	8-16-2013	420.00	1365 REGION VII EDUCATION SERVICE CENTER - BUS DRIVER CERTIFICATION
SYST	61560	8-16-2013	1,997.37	7334 RUDD CONTRACTING CO, INC - MAINTENANCE
SYST	61561	8-16-2013	3,325.23	8442 RUSH BUS CENTERS - TRANSPORTATION
SYST	61562	8-16-2013	84.74	8170 RYAN STEADMAN - REIMBURSE
SYST	61563	8-16-2013	40,299.00	9526 S & S ROOFING INC - July PYMT
SYST	61564	8-16-2013	112.85	3785 SAFETY-KLEEN SYSTEMS, INC - TRANSPORTATION
SYST	61565	8-16-2013	1,357.05	1486 SHERWIN-WILLIAMS - MAINTENANCE
SYST	61566	8-16-2013	750.00	8929 SOUNDPOST MUSIC FESTIVAL - MS BAND
SYST	61567	8-16-2013	33.86	9631 STEPHEN ALMUETE - REIMBURSE
SYST	61568	8-16-2013	486.72	5160 SWORD COMPANY - MAINTENANCE
SYST	61569	8-16-2013	192.71	5562 TAMMY LEE - GAME OFFICIAL
SYST	61570	8-16-2013	70.00	5751 TASBO - B FORK

BANK: 01 LOCAL MAINTENANCE

CHECK TYPE	CHECK NUMBER	CHECK DATE	CHECK AMOUNT	REMITTED TO
SYST	61571	8-16-2013	3,000.00	1471 TEXAS A & M UNIVERSITY - <i>MEREDITH Scholarship</i>
SYST	61572	8-16-2013	50.00	1289 TEXAS ASSOC. OF ASSESSING OFFICERS - <i>Culver</i>
SYST	61573	8-16-2013	17,345.18	9552 THE C T BRANNON CORP - <i>PARKING PROJECT</i>
SYST	61574	8-16-2013	81.96	9615 TOTE UNLIMITED - <i>HS BAND</i>
SYST	61575	8-16-2013	93.43	7149 TRACTOR SUPPLY CREDIT PLAN - <i>MAINTENANCE</i>
SYST	61576	8-16-2013	43.69	9304 TRAVIS JACKSON - <i>REIMBURSE</i>
SYST	61577	8-16-2013	200.00	7198 TVVOA - <i>BAND OFFICIALS</i>
SYST	61578	8-16-2013	1,305.57	2 TYLER TECHNOLOGIES, INC - <i>Student Software TRAINING</i>
SYST	61579	8-16-2013	4,500.00	5654 U S POSTAL SERVICE - <i>POSTAGE - ALL</i>
SYST	61580	8-16-2013	817.71	822 WAL-MART STORES TEXAS, LLC - <i>KINDERGARTEN, HS BAND, MAINT, ATHLETICS,</i>
SYST	61581	8-16-2013	68.57	7417 WALDEN POWER EQUIPMENT - <i>MAINTENANCE</i>
SYST	61582	8-16-2013	47.46	8553 WHATABURGER - <i>ATHLETIC MEAL</i>
SYST	61583	8-16-2013	115.00	4303 WILLIAM BJORK - <i>REIMBURSE</i>
SYST	61584	8-16-2013	32,373.75	825 WOOD COUNTY APPRAISAL DISTRICT - <i>DYMA #4</i>
SYST	61585	8-16-2013	1,028.74	837 WOOD COUNTY SPECIAL EDUCATION SSA - <i>TMAP</i>
OFFC	61586	8-16-2013	55.18	8483 KELSEY NARRAMORE - <i>REPLACE CK #61576</i>
OFFC	61587	8-21-2013	44.58	822 WAL-MART STORES TEXAS, LLC - <i>MAINTENANCE</i>
OFFC	61588	8-22-2013	3,000.00	8437 KILGORE COLLEGE - <i>MEREDITH Scholarship</i>
OFFC	61589	8-22-2013	250.00	8434 STEPHEN F AUSTIN STATE UNIVERSITY - <i>ENGLISH Scholarship</i>
OFFC	61590	8-26-2013	6,000.00	1471 TEXAS A & M UNIVERSITY - <i>MEREDITH Scholarship</i>
OFFC	61591	8-26-2013	3,405.00	9619 MINEOLA FLOORS & DECOR - <i>HS CARPET - LABOR</i>
OFFC	61592	8-26-2013	1,201.89	9619 MINEOLA FLOORS & DECOR - <i>HS OFFICE MATERIALS</i>
SYST	61593	8-29-2013	18,501.17	745 AEP SOUTHWESTERN ELECTRIC POWER - <i>ELECTRIC</i>
S	61594	8-29-2013	77.00	7399 ALLIED MOBILE HEALTH TRAINING, INC - <i>CPR TRAINING</i>
S	61595	8-29-2013	44.76	9109 AMERI-TEX SERVICES - <i>ATHLETIC - PORTABLE TOILET</i>
SYST	61596	8-29-2013	96.00	8145 ANNETTE PECORINO - <i>REIMBURSE</i>
SYST	61597	8-29-2013	155.00	3149 BUDGET BUSINESS SYSTEMS - <i>REPAIR</i>
SYST	61598	8-29-2013	69.05	1033 CADE'S BUILDING MATERIALS, INC - <i>HS BAND</i>
SYST	61599	8-29-2013	240.00	9634 CANTON CROSS COUNTRY - <i>MEET - ATHLETIC</i>
SYST	61600	8-29-2013	180.67	8010 CEDAR CREEK FOOD GROUP - <i>ATHLETIC MEAL</i>
SYST	61601	8-29-2013	850.00	7305 CEV MULTIMEDIA - <i>VO AG</i>
SYST	61602	8-29-2013	1,144.53	8637 CHAMBERS ELECTRICAL - <i>WELL AT BB/SB</i>
SYST	61603	8-29-2013	149.09	1329 CHEVRON - <i>VO AG</i>
SYST	61604	8-29-2013	1,727.34	549 CITY OF MINEOLA - <i>WATER</i>
SYST	61605	8-29-2013	42.52	9639 COLBY SALES - <i>REIMBURSE</i>
SYST	61606	8-29-2013	2,169.09	4447 COMPUTERLAND NETWORK TECHNOLOGIES - <i>HS SCIENCE</i>
SYST	61607	8-29-2013	113.10	2118 DAIRY QUEEN - <i>ATHLETIC MEALS</i>
SYST	61608	8-29-2013	2,660.00	9518 DALE ACORD - <i>ANNEX ROOF REPAIR</i>
SYST	61609	8-29-2013	65.00	7312 DEBRA K PHILLIPS - <i>REIMBURSE</i>
SYST	61610	8-29-2013	1,997.50	6815 DEMOULIN - <i>HS BAND</i>
SYST	61611	8-29-2013	3,352.15	908 EAST TEXAS SPORTS CENTER - <i>HS PE, Volleyball, Football</i>
SYST	61612	8-29-2013	650.00	6705 EDUCATIONAL TECHNOLOGY LEARNING - <i>PS SOFTWARE</i>
SYST	61613	8-29-2013	365.00	6371 ELLIOTT-THOMAS HEALTH CENTER, P.C. - <i>BUS DRIVER, Physical</i>
SYST	61614	8-29-2013	4,820.00	8466 EMERSON NETWORK POWER, LIEBERT - <i>BATTERY BACK-UP, B414</i>
SYST	61615	8-29-2013	5,698.32	1916 EUBANKS-HARRIS-ROBERTS-CRAIG - <i>FINAL ARCHITECT</i>
SYST	61616	8-29-2013	9,556.01	2170 FLATT STATIONERS, INC - <i>Student Record, HS SCIENCE</i>
SYST	61617	8-29-2013	426.52	7632 FRED J MILLER INC - <i>HS BAND</i>
SYST	61618	8-29-2013	150.00	2269 GILMER ISD - <i>CROSS COUNTRY</i>

BANK: 01 LOCAL MAINTENANCE

TYPE	CHECK NUMBER	CHECK DATE	CHECK AMOUNT	REMITTED TO
SYST	61619	8-29-2013	150.00	2109 HAWKINS ISD - <i>CRODD COUNTRY</i>
SYST	61620	8-29-2013	1,890.00	9636 HEATHER PARKS - <i>HS BAND</i>
SYST	61621	8-29-2013	20,095.00	6327 HERRINGTON HEAT & AC - <i>US 302, Pd Highway, Pd 211, MHC</i>
SYST	61622	8-29-2013	2,250.00	9059 IXL LEARNING - <i>PS SOFTWARE</i>
SYST	61623	8-29-2013	34.51	7650 JOHN TALLEY - <i>REIMBURSE</i>
SYST	61624	8-29-2013	3,550.00	6691 JOHNNY NEIDHOLT - <i>SIDEWALK TO ANNEX, SIDEWALK VOAG, BAND HALL</i>
SYST	61625	8-29-2013	262,954.66	7438 L & L ASPHALT CORP - <i>AUG PYMT</i>
SYST	61626	8-29-2013	124,093.35	7438 L & L ASPHALT CORP - <i>SEPT PYMT - NEID</i>
SYST	61627	8-29-2013	30.00	9633 LAKE COUNTRY CLEANERS - <i>Pd FLAG</i>
SYST	61628	8-29-2013	11,424.00	9611 LANGDON RV TRAILER - <i>HS BAND TRAILER</i>
SYST	61629	8-29-2013	21.00	8261 LESLIE PIERCE - <i>REIMBURSE</i>
SYST	61630	8-29-2013	150.00	9635 LINDALE CROSS COUNTRY - <i>CRODD CTY</i>
SYST	61631	8-29-2013	150.00	7705 LISA MILLER - <i>REIMBURSE</i>
SYST	61632	8-29-2013	597.55	2686 LOWE'S - <i>HS ICEBOX</i>
SYST	61633	8-29-2013	1,110.00	9619 MINEOLA FLOORS & DECOR - <i>Label</i>
SYST	61634	8-29-2013	570.06	8076 MINEOLA ISD TAX COLLECTOR - <i>Auto tax pymt</i>
SYST	61635	8-29-2013	10,986.25	8399 MY OFFICE PRODUCTS - <i>copy paper - All schools - First semester</i>
SYST	61636	8-29-2013	250.00	8357 PALESTINE HIGH SCHOOL ATHLETICS - <i>CRODD CTY</i>
SYST	61637	8-29-2013	50.00	5627 PEARSON EDUCATION - <i>HS TESTING</i>
SYST	61638	8-29-2013	1,060.66	701 QUILL CORPORATION - <i>TONER All School</i>
SYST	61639	8-29-2013	1,920.00	7905 RAPTOR TECHNOLOGIES, INC. - <i>13114 SOFTWARE Feb - Badges</i>
SYST	61640	8-29-2013	128,916.90	9526 S & S ROOFING INC - <i>AUG PYMT</i>
SYST	61641	8-29-2013	28,867.00	9526 S & S ROOFING INC - <i>SEPT PYMT NEID</i>
SYST	61642	8-29-2013	35,686.10	9526 S & S ROOFING INC - <i>Vo AG, Auto Shop</i>
SYST	61643	8-29-2013	302.00	6577 STORI WILLINGHAM - <i>Sp Ed Reimburse</i>
SYST	61644	8-29-2013	1,671.37	2013 STORY-WRIGHT INC. - <i>All School</i>
SYST	61645	8-29-2013	50.00	9638 SUBWAY - <i>Athletic meals</i>
SYST	61646	8-29-2013	1,874.60	7168 SUDDENLINK COMMUNICATIONS - <i>Internet, Phones</i>
SYST	61647	8-29-2013	4,125.00	5751 TASBO - <i>PIPELINE B114</i>
SYST	61648	8-29-2013	10,843.50	5035 TATUM MUSIC CO, INC - <i>HS, Md BAND REPAIR</i>
SYST	61649	8-29-2013	1,800.00	2473 TEXAS ASSOCIATION OF SCHOOL ADM. - <i>13-14 DUES</i>
SYST	61650	8-29-2013	19.00	774 TEXAS DEPT OF PUBLIC SAFETY - <i>CRIMINAL HISTORY - July</i>
SYST	61651	8-29-2013	18,440.00	9607 TOMMY WILLIAM DRYWALL CO, INC - <i>Multi Purpose Panels</i>
SYST	61652	8-29-2013	3,005.94	2 TYLER TECHNOLOGIES, INC - <i>Student SOFTWARE TRAINING</i>
SYST	61653	8-29-2013	54.00	800 UNIVERSITY INTERSCHOLASTIC LEAGUE - <i>HS DEBAT</i>
SYST	61654	8-29-2013	250.00	7927 VAN HIGH SCHOOL - <i>CRODD CTY</i>
SYST	61655	8-29-2013	41.43	8425 VERIZON - <i>cell phone</i>
SYST	61656	8-29-2013	430.00	807 VISUAL TECHNIQUES, INC. - <i>HS REPAIR, DENT All School</i>
VOID	61657	8-29-2013	0.00	VOID CHECK FROM SYSTEM <i>NURSE, HEAD START, HS Sp Ed</i>
SYST	61658	8-29-2013	985.78	822 WAL-MART STORES TEXAS, LLC - <i>2nd G, DE, 3rd G, Pd READING, ADM, ATHLETIC</i>
SYST	61659	8-29-2013	86,965.00	6118 WRL GENERAL CONTRACTORS, INC - <i>SECURITY ENTRANCES - All School</i>
OFFC	61660	8-31-2013	171.00	3935 CHERYL'S LAKE COUNTRY FLORIST - <i>REPLACE CK# 61502</i>
SYST	61661	8-31-2013	177.12	6085 ACE HARDWARE - <i>MAINTENANCE</i>
SYST	61662	8-31-2013	977.00	5370 ALLIED WASTE SERVICES - <i>TRASH PICK-UP</i>
SYST	61663	8-31-2013	926.00	5672 B & W COMMUNICATIONS - <i>MAINTENANCE</i>
SYST	61664	8-31-2013	13,346.00	8136 BRASWELL PAINT COMPANY INC - <i>ANNEX, Ed #25, lounge, P-OFF, Ramp, HS, GYM</i>
SYST	61665	8-31-2013	3,392.00	3149 BUDGET BUSINESS SYSTEMS - <i>INSTALLATION OF COPIERS</i>
SYST	61666	8-31-2013	189.72	1033 CADE'S BUILDING MATERIALS, INC. - <i>MAINTENANCE</i>

BANK: 01 LOCAL MAINTENANCE

CHECK TYPE	CHECK NUMBER	CHECK DATE	CHECK AMOUNT	REMITTED TO
SYST	61667	8-31-2013	896.14	5938 CLASSROOMDIRECT - <i>MS SCIENCE</i>
SYST	61668	8-31-2013	153.00	4447 COMPUTERLAND NETWORK TECHNOLOGIES - <i>1 PAD CASE</i>
SYST	61669	8-31-2013	105.00	954 DAIRY QUEEN - <i>ATHLETIC MEAL</i>
SYST	61670	8-31-2013	2,000.00	7914 DEATON'S COMMUNICATIONS LLC - <i>RADIO AIRTIME 10/14</i>
SYST	61671	8-31-2013	4,174.90	6955 DEE'S PAINT BODY & FRAME SHOP - <i>PAINT old Vo Ag Truck</i>
SYST	61672	8-31-2013	4,400.98	8444 DUKO OIL CO, INC - <i>TRANSPORTATION</i>
SYST	61673	8-31-2013	474.00	563 EAST TEXAS ALARM, INC. - <i>MAINTENANCE</i>
SYST	61674	8-31-2013	250.00	6371 ELLIOTT-THOMAS HEALTH CENTER, P.C. - <i>BUD DR Physician</i>
SYST	61675	8-31-2013	495.53	8887 FISCHER SCIENCE EDUCATION - <i>MS SCIENCE</i>
SYST	61676	8-31-2013	397.38	7703 G&K SERVICES - <i>MAINT, TRANSPORTATION, CUSTODIAL</i>
SYST	61677	8-31-2013	2,203.70	4548 GRAINGER - <i>MAINTENANCE</i>
SYST	61678	8-31-2013	50.00	5402 HARDY COOK & HARDY, PC - <i>School ATTY</i>
SYST	61679	8-31-2013	46.36	4267 HOMETOWN TROPHY & AWARD, INC. - <i>D STEVENSON</i>
SYST	61680	8-31-2013	60.00	598 HUGHES APPLIANCE, INC. - <i>MAINTENANCE</i>
SYST	61681	8-31-2013	80.55	1475 JOHN DEERE FINANCIAL - <i>MAINTENANCE</i>
SYST	61682	8-31-2013	23,808.00	9626 KOYCERA DOCUMENT SOLUTIONS - <i>COPIER</i>
SYST	61683	8-31-2013	142.19	9611 LANGDON RV TRAILER - <i>MS BAND</i>
SYST	61684	8-31-2013	2,275.26	2686 LOWE'S - <i>MAINTENANCE</i>
SYST	61685	8-31-2013	902.50	6468 MATHESON TRI-GAS, INC. - <i>Vo AG</i>
SYST	61686	8-31-2013	2,185.59	4471 MINEOLA ISD STUDENT NUTRITION - <i>STAFF MEALS 10/14</i>
SYST	61687	8-31-2013	536.63	649 MINEOLA MONITOR - <i>TAX OFFICE</i>
SYST	61688	8-31-2013	4,821.34	1815 MINEOLA SUPPLY COMPANY, INC. - <i>CUSTODIAL</i>
SYST	61689	8-31-2013	87.00	3529 MR D'S 10 MINUTE OIL CHANGE - <i>TRANSPORTATION</i>
S	61690	8-31-2013	378.24	8110 O'REILLY AUTO PARTS - <i>TRANSPORTATION</i>
S	61691	8-31-2013	6,534.73	5531 PERDUE, BRANDON, FIELDER, COLLINS & <i>DEL TAX ATTY - AUG</i>
SYST	61692	8-31-2013	4,266.44	685 PRICE INTERNATIONAL, INC - <i>TRANSPORTATION</i>
SYST	61693	8-31-2013	945.00	7119 PRO-TURF - <i>MAINTENANCE</i>
SYST	61694	8-31-2013	115.00	1365 REGION VII EDUCATION SERVICE CENTER - <i>Fletcher, Gould, Heard, Whitney, Dolin</i>
SYST	61695	8-31-2013	125.70	8442 RUSH BUS CENTERS - <i>TRANSPORTATION</i>
SYST	61696	8-31-2013	3,150.00	9051 SCHOOLREACH - <i>PHONE CONTACT SYSTEM</i>
SYST	61697	8-31-2013	2,021.60	9586 SERVPRO OF TYLER - <i>MAINTENANCE</i>
SYST	61698	8-31-2013	57.96	1486 SHERWIN-WILLIAMS - <i>MAINTENANCE</i>
SYST	61699	8-31-2013	7,524.20	7397 SHIFFLER EQUIPMENT SALES, INC - <i>MS CAFETERIA</i>
SYST	61700	8-31-2013	5,454.00	8475 SOUTHERN TIRE MART, LLC - <i>TRANSPORTATION</i>
SYST	61701	8-31-2013	308.00	6883 SUBWAY - <i>ATHLETIC MEALS</i>
SYST	61702	8-31-2013	96.35	5160 SWORD COMPANY - <i>MAINTENANCE</i>
SYST	61703	8-31-2013	2,400.00	763 TASB, INC - <i>Policy Service, Board Book, NR - 10/14</i>
SYST	61704	8-31-2013	10,773.59	9552 THE C T BRANNON CORP - <i>PARKING PROJECT</i>
SYST	61705	8-31-2013	186.94	7149 TRACTOR SUPPLY CREDIT PLAN - <i>MAINTENANCE</i>
SYST	61706	8-31-2013	7.06	7840 UPS - <i>TOL RETURN</i>
SYST	61707	8-31-2013	266.70	822 WAL-MART STORES TEXAS, LLC - <i>MAINTENANCE, Kindergarten, Athletics</i>

BANK 01 TOTALS	SYSTEM CHECKS	OFFICE CHECKS	VOID CHECKS	NO CHECKS	CHECK AMOUNTS
				218	1,192,463.68
				13	35,566.88
				2	171.00
				233	1,228,201.56