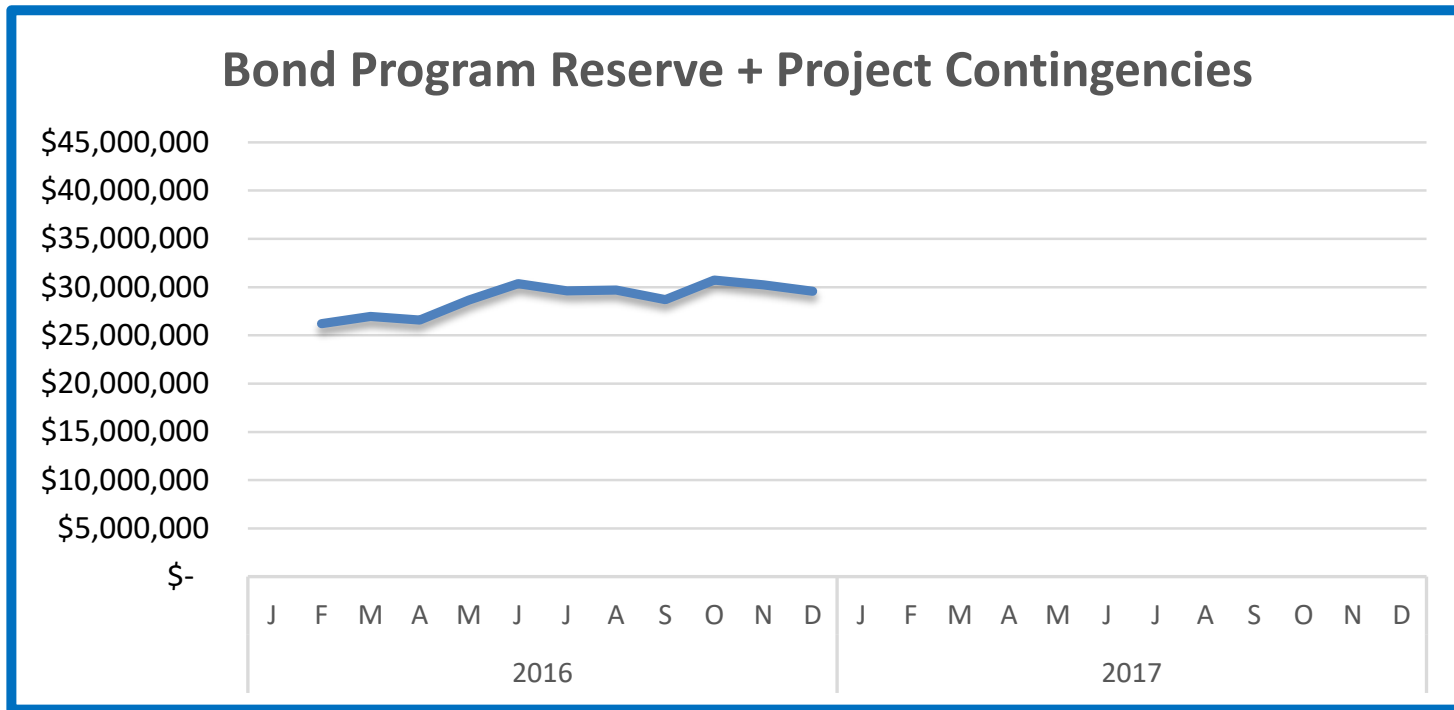




Bond Program Status Report

Through December 2016



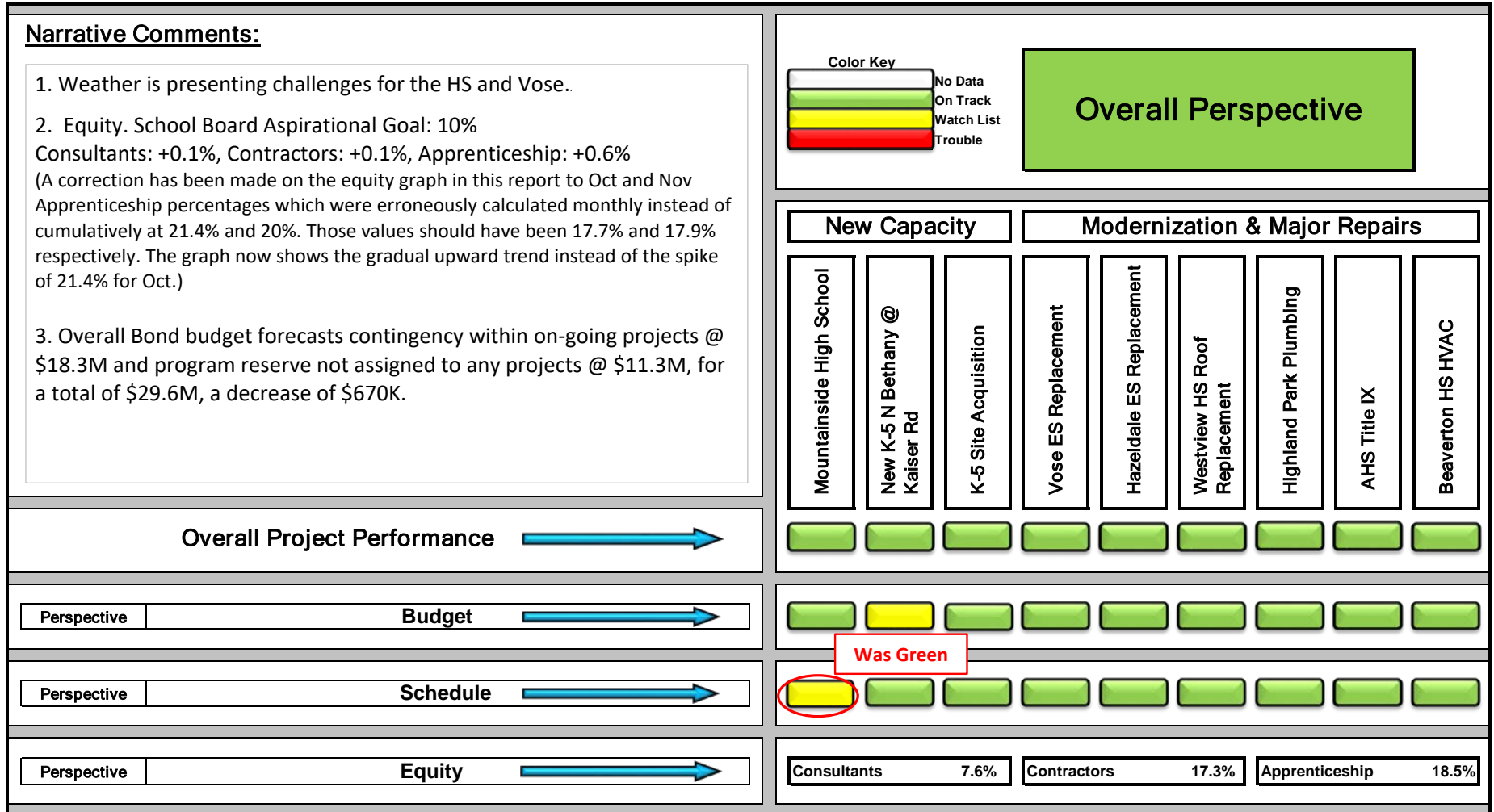
*Program Reserve = Funding available to the Bond Program but not yet allocated to any project.

*Project Contingencies = Funding contained within approved project budgets.

2014 Bond Construction Program

Printed 1/18/2017

Overall Performance December 2016 Report

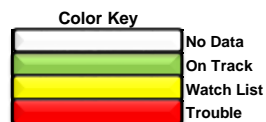


2014 Bond Construction Program

Budget Perspective December 2016 Report

Narrative Comments:

1. Mountainside High School: Contingency at \$7.8M, decrease of \$300K due to drainage corrections for MSE wall and fields.
2. Middle School: No changes. Financial closeout will occur after completion of the solar PV system which is underway.
3. N Bethany at Kaiser Rd: Contingency at \$1.1M, a decrease of \$273K due to white board revisions, inclement weather impacts, and structural steel clarifications.
4. Vose ES: Contingency at \$1.9M, decrease of \$147K due to white board revisions, acceleration for schedule recovery due to weather, and structural steel clarifications.



Budget Perspective

New Capacity

Modernization & Major Repairs

Mountainside High School

New K-5 N Bethany @
Kaiser Rd

K-5 Site Acquisition

Vose ES Replacement

Hazelale ES Replacement

Westview HS Roof
Replacement

Highland Park Plumbing

AHS Title IX

Beaverton HS HVAC

Strategic Objectives	Performance Measures	Performance Targets
----------------------	----------------------	---------------------

Objective A Project Budget and Scope Aligned	1 Initial Cost Estimate of Approved Scope	Project Contingency > 10%
--	---	---------------------------

Objective B Planning & Design Costs within Budget	2 Planning & Design Costs	Within Budgeted Amount
---	---------------------------	------------------------

Objective C Construction Costs within Budget	3 Construction Cost @ Contract Award or GMP	Project Contingency > 10%
	4 Construction Cost Current Estimate	Per Schedule

Objective D Project within Budget	5 Total Project Costs Within Budgeted Amount	Per Schedule
---	--	--------------




2014 Bond Construction Program

Schedule Perspective
December 2016 Report

Narrative Comments:

1. Mountainside High School: Weather significantly impacting the schedule. Roofing cannot be completed in wet or sub-freezing conditions, and this is preventing interior work from proceeding in portions of the building.
2. Middle School: Installation of solar PV and punch list item work continues.
3. N Bethany K5 at Kaiser Rd: Weather impacting productivity; estimate completion remains July 2017. Fortunately all concrete has been poured, and a large section of roof dried in. Weather has not impacted this project as much as others.
4. Vose Replacement: December weather has impacted productivity; final completion will likely slip into early August. Several critical path concrete pours have been delayed. Completion to support school opening remains on track.
5. Highland Park: Due to schedule considerations, only the domestic water piping replacement portion of this project will be scheduled for summer 2017.
6. FF&E orders are in progress for Mountainside HS, Kaiser K5, and Vose.


Color Key



Schedule Perspective

New Capacity

Modernization & Major Repairs



Strategic Objectives	Performance Measures	Performance Targets
----------------------	----------------------	---------------------

Was Green

Objective A Establish Schedule Target & Strategy	1	Occupancy / Completion Goal Established	Green = Approved schedule. Yellow = 0 - 4 weeks behind Red > 4 weeks behind
	2	Project Execution Strategy Developed	
	3	Detailed Project Schedule Approved	
	4	Project Programming / Scope Completed	

		NA						
		NA						
		NA						
		NA						

Objective B Planning, Permitting & Design Phases on Schedule	5	Design Contract Awarded	Same as Objective A
	6	Schematic Design (SD) Completed	
	7	Design Development (DD) Completed	
	8	Land Use Permit Approved	
	9	Construction Documents (CD) Completed	
	10	Building Permit Approved	

Diagram illustrating the process of filling missing values (NA) in a data frame. The diagram shows a grid of cells, some green (filled) and some white (empty). Red arrows indicate the flow of data from filled cells to empty cells, specifically showing how values are propagated from the top row to the bottom row, and from the left column to the right column. A red box highlights the bottom-right cell, which is currently empty (NA).

Objective C Construction on Schedule	11	Prime Contract Notice to Proceed	Same as Objective A
	12	Construction Started	
	13	Certificate of Occupancy Received	

		NA						
		NA						
		NA			NA			

Objective D Meet Occupancy / Completion Schedule Target	14	FF&E Ordered	Same as Objective A
	15	FF&E Delivered and Installed	
	16	Occupancy / Completion on Schedule	Same as Objective A

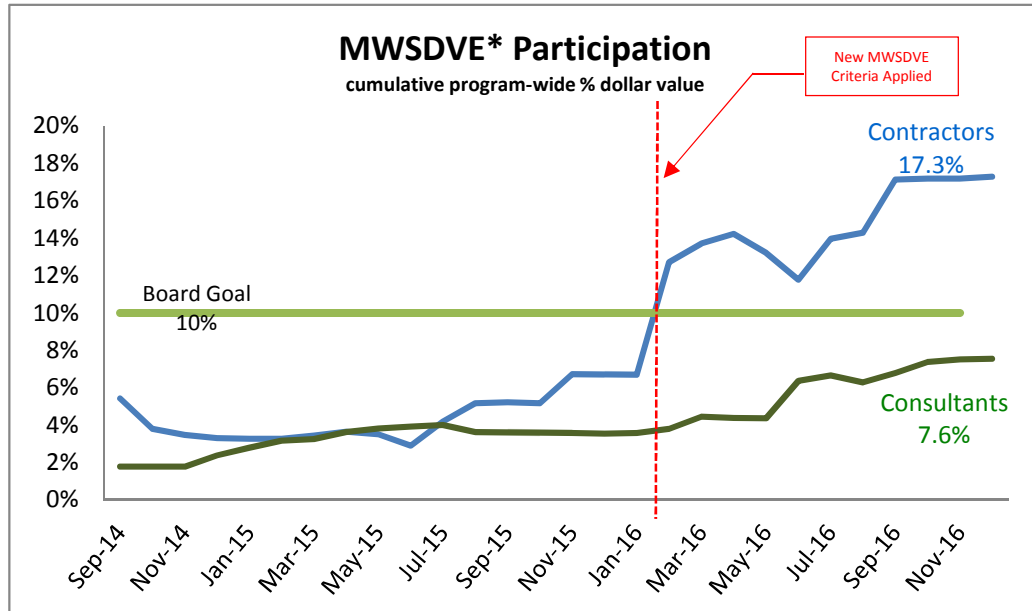
Project Details

Project Occupancy / Completion Dates (month & year)

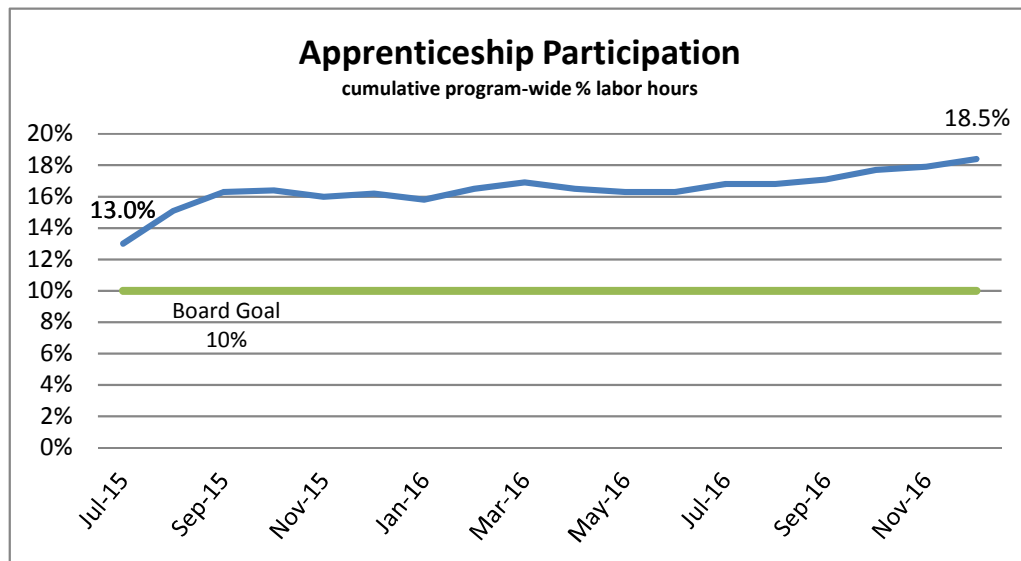
8-2017	7-2017	2017	8-2017	7-2018	8-2017	7-2017	7-2017	8-2017
--------	--------	------	--------	--------	--------	--------	--------	--------

2014 Construction Bond Program

Equity Performance December 2016 Report



*Minority, Women and Service Disabled Veteran Owned Enterprises





2014 Bond Financial Summary

Overall Program Cost Forecast and Available Funding

Project List	Original Funding Allocations	Funding Increases Available to Bond Program	Construction Cost Updates & Escalated for Inflation	
ACMA Replacement	\$ 28,300,000		\$ 39,048,849	(RLB 1/16 + soft costs)
AHS Title IX Compliance	\$ 2,000,000		\$ 2,406,800	
Capital Center Improvements & Data Center	\$ 5,000,000		\$ 12,965,135	(eB 12/31/16 EAC)
District-Wide ADA Compliance	\$ 2,000,000		\$ 2,000,000	
District-Wide Communication System	\$ 7,200,000		\$ 5,435,200	(eB 12/31/16 EAC)
District-Wide Facility Repairs	\$ 98,000,000		\$ 95,675,142	
District-Wide HVAC Controls	\$ 800,000		\$ 800,000	
Domestic / Fire Line Separation	\$ 800,000		\$ 977,120	
Five Oaks MS Renovation & Expansion	\$ 21,100,000		\$ 32,401,576	(RLB 1/16 + soft costs)
Green Energy Technology	\$ 5,000,000		\$ 1,177,712	(eB 12/31/16 EAC)
Hazeldale K-5 Replacement	\$ 24,600,000		\$ 35,364,698	(Vose estimate + inflation)
IT Data Center @ Capital Center	\$ 2,900,000		(Costs Moved to CC Project)	
Kitchen Improvements	\$ 800,000		\$ 977,120	
Land for new K-5 @ So. Cooper Mountain	\$ 3,000,000		\$ 5,500,000	School Board Approved 8/1/16
Maintenance Facility Improvements	\$ 10,000,000		\$ 12,383,615	(RLB 1/16 + soft costs + \$675K property + \$ parking lot work)
McKay ADA Improvements	\$ 400,000		\$ 692,000	(eB 12/31/16 EAC)
New HS @ South Cooper Mountain	\$ 109,000,000		\$ 184,735,294	(eB 12/31/16 EAC)
New K-5 @ North Bethany	\$ 25,000,000		\$ 38,075,000	(eB 12/31/16 EAC)
New MS @ Timberland	\$ 51,600,000		\$ 61,371,096	(eB 12/31/16 EAC)
Raleigh Hills K-8 Improvements	\$ 9,700,000		\$ 12,295,720	
Security Upgrades	\$ 10,000,000		\$ 10,000,000	
Seismic Upgrades	\$ 4,200,000		\$ 5,206,740	
SHS Title IX Compliance	\$ 2,000,000		\$ 4,324,288	(eB 12/31/16 EAC)
Springville K-8 Improvements	\$ 2,000,000		\$ 510,016	Completed

Color Key

Final Cost Estimate
Fixed Cost
Estimate Update
Inflation Projection

(Based upon ongoing work)

(Prior to work starting)

Abbreviations:

RLB = Rider Levett Bucknall

eB = eBuilder proj. mgmt info system

EAC = \$ Estimate at proj. completion

HCC = Hoffman Construction Co.

GMP = Guaranteed Max. Price

2014 Bond Financial Summary

Overall Program Cost Forecast and Available Funding

Project List	Original Funding Allocations	Funding Increases Available to Bond Program	Construction Cost Updates & Escalated for Inflation	
Vose K-5 Replacement	\$ 24,800,000		\$ 33,977,390	(eB 12/31/16 EAC)
William Walker K-5 Replacement	\$ 24,600,000		\$ 35,457,354	(Vose estimate + inflation)
Added Projects	\$ -		\$ 2,005,736	
Program Contingency	\$ 45,400,000		Funding available (not a cost)	
Program Inflation	\$ 52,800,000			
Pre-Bond Expenditure Reimbursements	\$ 1,000,000		\$ 998,828	
Bond Management Costs	\$ 20,000,000		\$ 28,000,000	
Bond Issuance Costs	\$ 6,000,000		\$ 6,000,000	
Construction	\$ 600,000,000		\$ 670,762,429	
Learning Technology	\$ 56,000,000		\$ 56,000,000	
Critical Equipment	\$ 24,000,000		\$ 24,000,000	
Tech & Equip Subtotal	\$ 80,000,000		\$ 80,000,000	
Total Original Funding	\$ 680,000,000			
Total Cost Projection			\$ 750,762,429	
2006 Bond Remaining Balance		\$ 576,615		
Capital Center Rent Revenue		\$ 433,385		
Construction Excise Tax Revenue		\$ 1,130,655		
Interest Earnings 1st Bond Sale		\$ 5,135,000		
Bond Premium 1st Bond Sale		\$ 63,295,961		
Construction Excise Tax Rev Thru 2021		\$ 6,462,036		
Other (estimated) *		\$ 5,000,000		
Total Funding Available		\$ 762,033,652		
Total Cost Updates			\$ 750,762,429	
Funding Balance Vs. Cost Updates				\$ 11,271,223 Program Reserve

* Potential other revenues			
THPRD reimb.	\$449,783	Actual	
SB 1149 reimb.	\$2,352,000	Actual + Estimates	
ETO reimb.	\$181,954	Actual	
Facility grants	\$2,500,000	Estimate	
Seismic grants	\$1,000,000	Estimate	
	\$6,483,737		

2014 Bond Financial Summary

Data as of 12/31/2016

Project List	Original Budget Allocations	Added Funding to Bond Program	Revised Approved Current Budget		Nov-16 Est @ Comp.	Dec-16 Est @ Comp.	Net Contingency Balance	
							\$	%
ACMA Replacement	\$ 28,300,000		\$ 39,048,849		\$ 39,048,849	\$ 39,048,849		
AHS Title IX Compliance	\$ 2,000,000		\$ 2,406,800		\$ 2,406,800	\$ 2,406,800	\$ 297,568	14.1%
Capital Center Improvements & Data Center	\$ 5,000,000		\$ 12,965,135		\$ 12,965,135	\$ 12,965,135	\$ 119,623	0.9%
District-Wide ADA Compliance	\$ 2,000,000		\$ 2,000,000		\$ 2,000,000	\$ 2,000,000		
District-Wide Communication System	\$ 7,200,000		\$ 5,518,030		\$ 5,435,200	\$ 5,435,200	\$ 274,947	5.2%
District-Wide Facility Repairs	\$ 98,000,000		\$ 95,675,142		\$ 95,675,142	\$ 95,675,142		
District-Wide HVAC Controls	\$ 800,000		\$ 800,000		\$ 800,000	\$ 800,000		
Domestic / Fire Line Separation	\$ 800,000		\$ 977,120		\$ 977,120	\$ 977,120		
Five Oaks MS Renovation & Expansion	\$ 21,100,000		\$ 32,401,576		\$ 32,401,576	\$ 32,401,576		
Green Energy Technology	\$ 5,000,000		\$ 1,177,712		\$ 1,177,712	\$ 1,177,712		
Hazeldale K-5 Replacement	\$ 24,600,000		\$ 35,364,698		\$ 35,364,698	\$ 35,364,698	\$ 3,225,870	10.0%
IT Data Center @ Capital Center	\$ 2,900,000		(Budget Moved to CC Project)					
Kitchen Improvements	\$ 800,000		\$ 977,120		\$ 977,120	\$ 977,120		
Land for new K-5 @ So. Cooper Mountain	\$ 3,000,000		\$ 5,500,000		\$ 5,500,000	\$ 5,500,000		
Maintenance Facility Improvements	\$ 10,000,000		\$ 12,383,615		\$ 12,383,615	\$ 12,383,615		
McKay ADA Improvements	\$ 400,000		\$ 692,000		\$ 692,000	\$ 692,000	\$ 36,894	5.6%
New HS @ South Cooper Mountain	\$ 109,000,000		\$ 184,735,294		\$ 184,735,294	\$ 184,735,294	\$ 7,825,397	4.4%
New K-5 @ North Bethany	\$ 25,000,000		\$ 38,075,000		\$ 38,075,000	\$ 38,075,000	\$ 1,071,523	2.9%
New MS @ Timberland	\$ 51,600,000		\$ 61,371,096		\$ 61,371,096	\$ 61,371,096	\$ 267,432	0.4%
Raleigh Hills K-8 Improvements	\$ 9,700,000		\$ 12,295,720		\$ 12,295,720	\$ 12,295,720		
Security Upgrades	\$ 10,000,000		\$ 10,000,000		\$ 10,000,000	\$ 10,000,000		

(\$300K) Drainage corrections for MSE Wall and fields.

(\$273K) Whiteboard revisions, weather protection, steel clarifications.

2014 Bond Financial Summary

Project List	Original Budget Allocations	Added Funding to Bond Program	Revised Approved Current Budget		Nov-16 Est @ Comp.	Dec-16 Est @ Comp.	Net Contingency Balance	
							\$	%
Seismic Upgrades	\$ 4,200,000		\$ 5,206,740		\$ 5,206,740	\$ 5,206,740		
SHS Title IX Compliance	\$ 2,000,000		\$ 4,324,288		\$ 4,324,288	\$ 4,324,288	\$ 10,972	0.3%
Springville K-8 Improvements	\$ 2,000,000		\$ 510,016		\$ 510,016	\$ 510,016	Completed; Final Cost	
Vose K-5 Replacement	\$ 24,800,000		\$ 33,977,390		\$ 33,977,390	\$ 33,977,390	\$ 1,925,741	6.0%
William Walker K-5 Replacement	\$ 24,600,000		\$ 35,557,354		\$ 35,457,354	\$ 35,457,354	\$ 3,240,440	10.0%
Added Projects			\$ 2,005,736		\$ 2,005,736	\$ 2,005,736	(\$147K) Whiteboard revisions, acceleration, steel clarifications.	
Program Contingency	\$ 45,400,000							
Program Inflation	\$ 52,800,000							
Pre-Bond Expenditure Reimbursements	\$ 1,000,000		\$ 998,828		\$ 998,828	\$ 998,828	Completed; Final Cost	
Bond Management Costs	\$ 20,000,000		\$ 28,000,000		\$ 28,000,000	\$ 28,000,000		
Bond Issuance Costs	\$ 6,000,000		\$ 6,000,000		\$ 6,000,000	\$ 6,000,000		
Construction	\$ 600,000,000		\$ 670,945,258		\$ 670,762,429	\$ 670,762,429		
Learning Technology	\$ 56,000,000		\$ 56,000,000		\$ 56,000,000	\$ 56,000,000		
Critical Equipment	\$ 24,000,000		\$ 24,000,000		\$ 24,000,000	\$ 24,000,000		
Tech & Equip Subtotal	\$ 80,000,000		\$ 80,000,000		\$ 80,000,000	\$ 80,000,000		
Grand Totals	\$ 680,000,000		\$ 750,945,258		\$ 750,762,429	\$ 750,762,429	\$ 18,296,377	
Interest Earnings		\$ 5,135,000						
Bond Premium		\$ 63,295,961						
Other Additional Funding (see Tab)		\$ 13,602,691						
Total Added Funding		\$ 82,033,652						
GRAND TOTAL 2014 BOND FUNDING		\$ 762,033,652						
Funding Balance vs. Approved Budgets		\$11,088,394						
Program Reserve					\$ 11,271,223	\$ 11,271,223		
Program Reserve + Project Contingencies							\$ 29,567,600	

2014 Bond Program Financial Status Report

Additional Funding Allocations

Data as of 12/31/2016

Additional Funding Allocations to Bond Program	
Source	Funding
Remaining 2006 Bond Savings	\$ 576,615
Capital Center Rent Revenue Balance	\$ 433,385
Construction Excise Tax Revenue	\$ 1,130,655
Forecasted Construction Excise Tax	\$ 6,462,036
Estimated Other Grants & Reimbursements	\$ 5,000,000
TOTAL	\$13,602,691

2014 Bond Program Financial Status Report

Green Energy Technology Fund Transfers

Data as of 12/31/2016

Funding Allocations from Green Energy Technology			
Project	Transfers into Projects	Bond Budget Balance	Comments
		\$ 5,000,000	
New High School	\$ 2,070,844	\$ 2,929,156	172 kW solar PV panels; includes additonal \$81K for solar intertie cost.
New Middle School	\$ 951,444	\$ 1,977,712	134 kW solar PV panels.
New Kaiser Rd K5	\$ 400,000	\$ 1,577,712	91 kW solar PV panels.
Vose K5 Replacement	\$ 400,000	\$ 1,177,712	91 kW solar PV panels.
Hazeldale K5 Replacement			Pending
William Walker K5 Replacement			Pending
ACMA Replacement			Pending
TOTAL	\$3,822,288	\$ 1,177,712	

2014 Bond Program Financial Status Report

Added Projects

Data as of 12/31/2016

Added Projects	Approved by	Original Budget	Revised Approved Current Budget		Nov-16 Est @ Comp.	Dec-16 Est @ Comp.	Net Contingency Balance	
	& Date						\$	%
Seclusion Rooms Alterations	Safety Comm 5/19/14		\$ 99,368		\$ 99,368	\$ 99,368		Completed
Portable Relocations 2014	Sr LT 5/20/14		\$ 592,111		\$ 592,111	\$ 592,111		Completed
Portable Relocations 2015	Sr LT 3/2015		\$ 294,257		\$ 294,257	\$ 294,257		Completed
Title IX Projects - Group II	Sr LT 3/2015		\$ 1,020,000		\$ 1,020,000	\$ 1,020,000	\$ 10,855	1.1%
(Projects Financially Complete)								
Added Projects Total		\$ -	\$ 2,005,736		\$ 2,005,736	\$ 2,005,736	\$ 10,855	

Project	Initial Budget (from BCA List)	Revised Approved Current Budget		Nov-16 Est @ Comp.	Dec-16 Est @ Comp.	Net Contingency Balance	
						\$	%
AHS Turf Replacement	\$ 653,017	\$ 970,853		\$ 970,853	\$ 970,853	Completed	
SHS Roof Replacement	\$ 2,181,226	\$ 5,126,133		\$ 5,126,133	\$ 5,126,133	Completed	
SHS Chiller	\$ 188,549	\$ 63,997		\$ 63,997	\$ 63,997	Completed	
Five Oaks Phase I: Chiller Replacement	\$ 167,734	\$ 92,397		\$ 92,397	\$ 92,397	Completed	
SHS Stadium Turf Replacement	\$ 1,000,000	\$ 1,243,776		\$ 1,243,776	\$ 1,243,776	Completed	
JW/SM Fire Alarm Systems	\$ 231,727	\$ 481,389		\$ 481,389	\$ 481,389	Completed	
SHS Auditorium Upgrades Phase I - Emerg Elec	\$ 745,833	\$ 807,355		\$ 797,413	\$ 797,413	Completed	
Conestoga Roof Replacement	\$ 2,157,350	\$ 2,426,845		\$ 2,421,754	\$ 2,421,754	Completed	
WHS Roof Replacement	\$ 2,055,558	\$ 3,201,673		\$ 3,201,673	\$ 3,201,673	\$ 319,555	
SHS Repairs	\$ 1,881,416					Moved to SHS Title IX project	
SHS Repairs - Emergency Elec \$ Transferred	\$ (745,833)						
Capital Center - HVAC System, West side	\$ 2,280,000	\$ -				Moved to CC project	
Capital Center - Refund to BCA for Westside scope cut	\$ (1,090,725)						
CP/MP HVAC Upgrades	\$ 2,874,409	\$ 7,287,567		\$ 7,287,567	\$ 7,287,567	\$ 263,130	3.7%
Conestoga Plumbing & Water Int Repair	\$ -	\$ 4,312,000		\$ 4,312,000	\$ 4,312,000	\$ 1,735,347	67.3%
Highland Park Plumbing & HVAC	\$ 2,915,180	\$ 2,915,180		\$ 2,915,180	\$ 2,915,180	\$ 300,000	11.5%
District-Wide Auditorium Upgrades (A/E only)	\$ 150,000	\$ 150,000		\$ 150,000	\$ 150,000		
Maint Dept Repair & Improvement Projects*	\$ 4,053,278	\$ 4,352,507		\$ 4,352,507	\$ 4,352,507		
(Projects Financially Complete)							
Repair Projects Total	\$ 21,698,719	\$ 33,431,671		\$ 33,416,639	\$ 33,416,639	\$ 2,618,031	
Repair Program Balance Available	\$ 76,301,281	\$ 62,243,471		\$ 62,258,503	\$ 62,258,503		
Repair Program Less Transfers	\$ 95,675,142						

*Budget and Est @ Comp. will increase each month as additional Maintenance Dept. managed Repair Projects are scheduled.

2014 Bond Program Financial Status Report

Security Upgrades

Data as of 12/31/2016

[illegible]

2014 Bond
Learning Technology/Classroom Systems
and Critical Equipment Purchases
December 31, 2016 Report

Learning Technology/Classroom Systems - \$56 Million					
	% Complete	Project To Date Expenditures	2016-17 Budget	2016-17 Expenditures as of 12/31/16	Quarterly Description of Expenditures
Positive Change Grants \$2,870,156	98%	\$ 2,811,174	\$ 93,493	\$ 34,511	Student computing devices have been purchased and deployed with 17 Teacher teams at all levels across the district.
Networking Upgrades \$9,132,995	53%	\$ 4,857,825	\$ 600,000	\$ 124,830	District Firewall, filters, core routers, and other critical networking equipment has been replaced. Enterprise wireless project has upgraded all schools wireless capacity.
Digital Curriculum Development \$4,906,829	32%	\$ 1,562,442	\$ 603,060	\$ 258,673	Salary for six curriculum developers (5.0 FTE); Payment for TeacherSource Enhancements on the professional development module and Lesson Plan design.
Future Ready Schools \$31,359,586	36%	\$ 11,302,660	\$ 4,851,576	\$ 556,578	Devices purchased for all high and option school students. Middle and elementary schools received 1/3 device deployment for 2016-17 and will be complete in 2017-18.
Technology Modernization \$2,961,479	18%	\$ 543,800	\$ 1,617,679	\$ -	Construction of new Data Center at the Capital Center has recently been completed. Beginning design of systems to make it the primary data center. Business Continuity and Disaster Recovery initial phase has been completed. Initial Security Assessment has been completed.
Other Technology/ Curriculum Projects \$4,768,955	83%	\$ 3,953,332	\$ -	\$ -	Completed Technology/Curriculum Projects. Includes: student laptop replacements in 2014-15, high school science technology in 2015-16.
Total	45%	\$ 25,031,233	\$ 7,765,808	\$ 974,592	
Total Bond Funds Remaining				\$ 30,968,767	

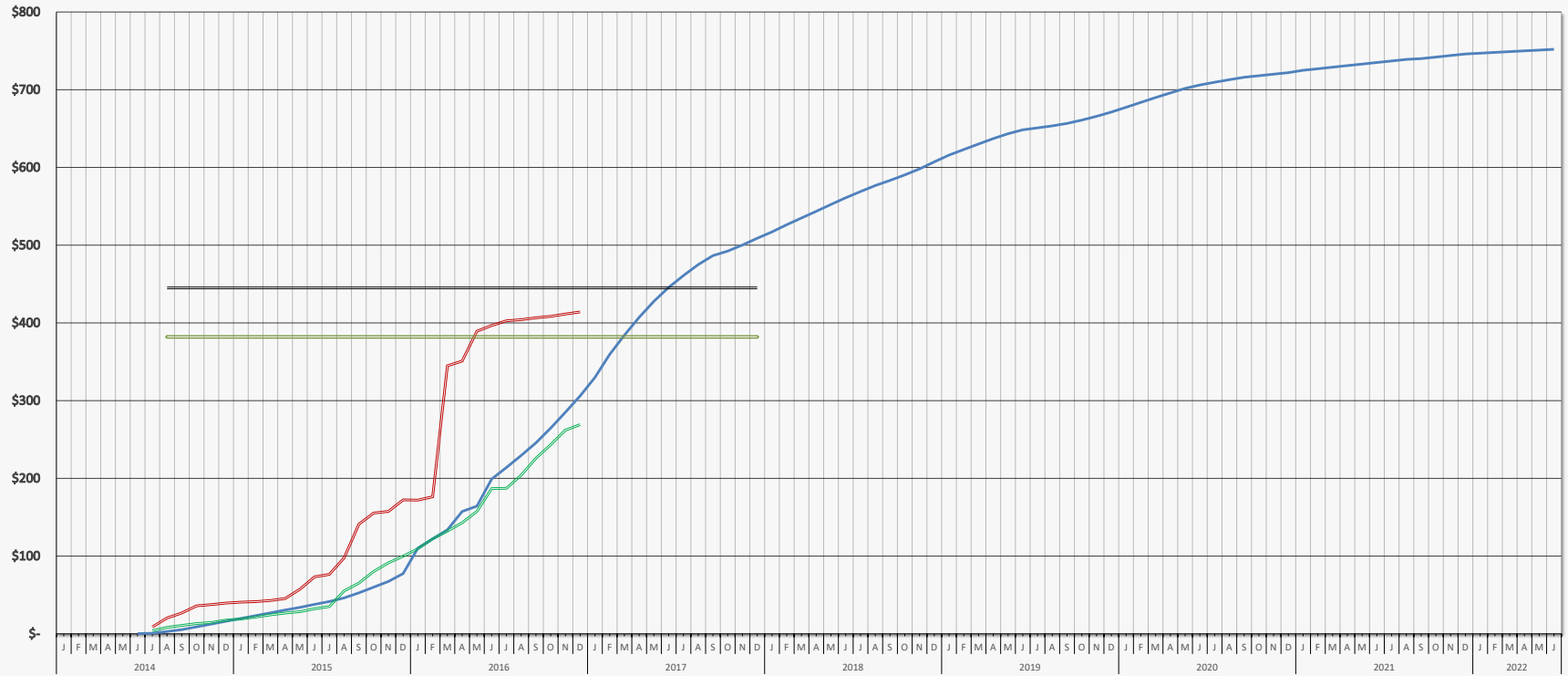
2014 Bond
Learning Technology/Classroom Systems
and Critical Equipment Purchases
December 31, 2016 Report

Critical Equipment - \$24 Million					
	% Complete	Project To Date Expenditures	2016-17 Budget	2016-17 Expenditures as of 12/31/16	Quarterly Description of Expenditures
Buses \$16,000,000	39%	\$ 6,236,906	\$ 2,008,153	\$ -	Approximately \$2 million/year over eight years. In first year, \$4.25 million will be spent and \$2million/year will be spent in years two through seven. \$0 will be spent in the eighth year.
Copiers \$3,605,523	25%	\$ 908,908	\$ 284,750	\$ 274,491	Approximately \$250,000/year over eight years.
Scoreboard Replacements \$347,606	94%	\$ 326,817	\$ 268,120	\$ 247,330	\$67,000/high school to replace scoreboards. Beaverton High School to be completed in year 2. Remaining high schools are scheduled to be completed in 2016-17 (year 3).
Classroom Furniture \$2,657,596	53%	\$ 1,397,733	\$ 460,000	\$ 137	Furniture, fixtures & equipment, including technology, for full day kindergarten and additional teachers K-5.
Athletic Equipment \$219,104	0%	\$ -	\$ 119,104	\$ -	Approximately \$100,000/year over three years beginning in year 2. \$75,970 was transferred in year 2 to the Scoreboard Replacements Project for the 4 remaining high schools (Approximately \$19,000/remaining high school).
Maintenance Equipment \$600,000	42%	\$ 252,039	\$ 121,000	\$ 68,039	Approximately \$120,000/year over five years beginning in year 2. Year 2 will have \$185,000. Year 6 will only have \$55,000.
THPRD SW Quadrant Park \$121,066	100%	\$ 121,066	\$ 121,066	\$ 121,066	BSD portion of 50% of shock pad installation at SW Quadrant Park (Mountain View Middle School).
Other Equipment Purchases \$449,105	100%	\$ 449,105	\$ -	\$ -	Other critical equipment purchases as needed. Purchase of \$15,000 towards new locker banks at Stoller in 14-15, \$250,000 towards new musical instruments in 14-15 and 15-16, and \$184,050 for cafeteria table replacements in 15-16.
Total	40%	\$ 9,692,574	\$ 3,382,193	\$ 711,063	
Total Bond Funds Remaining				\$ 14,307,426	

BOND PROGRAM CASH FLOW

\$ MILLION

— Cash Plan — Cash Actual — Encumb — 1st Bond Sale — 1st Bond Sale w/Prem



2014 Bond Program
Monthly e-Builder/IFAS Reconciliation
as of December 31, 2016

		IFAS GL	IFAS JL	e-Builder
Total Spent		269,098,386.99	\$ 234,700,578.54	\$ 216,385,768.78
Reconciling Items		2,142,755.33	\$ 1,665,630.26	\$ 19,980,602.43
Revenue Not In GL/JL		(167,900.00)	\$ -	\$ -
IT/Equipment Total			\$ 34,723,805.05	\$ 34,723,805.05
Adjustments:			\$ 162.41	\$ -
Balance Total		271,073,242.32	\$ 271,090,176.26	\$ 271,090,176.26

Reconciling Items			Non JL	Non e-B
Bond Planning	7901		\$ -	\$ 998,828.50
Bond Issuance	7922			\$ 2,025,634.63
Payroll Expenses			\$ 1,665,630.26	\$ 6,519,160.94
Assurances				\$ 8,254,215.00
Non JL Items			\$ -	\$ 2,182,763.36
Non Bond Funds		-	\$ -	
		-	\$ 1,665,630.26	\$ 19,980,602.43

IT/Equipment Totals			
Mountain View			\$ 121,065.75
Aloha HS			\$ 65,651.16
Southridge HS			\$ 62,688.82
Beaverton HS			\$ 66,709.70
Westview HS			\$ 70,145.91
Sunset HS			\$ 61,621.07
Stoller Middle School			\$ 15,000.00
All Schools			\$ 950,533.52
Quality Curriculum			\$ 1,562,442.21
Transportation			\$ 6,236,905.93
Maintenance			\$ 252,038.80
Purchasing			\$ 908,908.13
IT			\$ 24,350,094.05
Trans to GF			\$ -
			\$ 34,723,805.05

Information from the Beaverton School District

December 2016

Watch our progress on the time-lapse web cam:
<http://oxblue.com/open/beavertonschooldistrict/kaiser>

- Structural steel installation nearing completion
- Exterior framing, sheathing, waterproofing, and window flashing continues
- Interior framing in process
- Mechanical, plumbing, fire suppression and electrical rough-in ongoing
- Masonry walls continue
- Concrete slab for gym and stage poured
- Final concrete slab on metal deck to be poured soon
- Water line extension to site along Kaiser Road nearly complete
- Curb forming and pouring on residential road continues

Anticipated completion date: Early July 2017

General Contractor: Skanska USA



Site Aerial - looking southwest



Roof underway



Precast panels and structural steel



Exterior sheathing and vapor barrier



Interior framing

Information from the Beaverton School District

December 2016

Watch our progress on the time-lapse web cam:

<http://dwpwebcams.com/vose>

- Structural steel installation ongoing
- Precast panel installation continues
- Exterior enclosure footings poured
- Site grading and utilities in process
- Erosion control for wet weather ongoing

Anticipated completion date: Early August 2017

General Contractor: Triplett Wellman



Site view – looking south



Truss installation



Precast panel installation



Structural steel



Classroom wing

Information from the Beaverton School District

December 2016

Watch our progress on the time-lapse web cam:

<http://dwpwebcams.com/scmhs/>

- Hoffman has worked 450,000 hours to date
- Gym vapor barrier installation begins

Work underway:

- Overhead mechanical, electrical and plumbing
- Roof installation
- Exterior brick
- Fireproofing
- Painting in auditorium
- Window and door frame installation
- Interior drywall and painting
- Football stadium footings
- Landscaping and field fine grading
- Stadium restroom

Anticipated completion date: August 2017


General Contractor: Hoffman Construction



Site Aerial - looking west



Sport fields



Commons area looking into courtyard



Classroom



Stage and auditorium