

Ector County Independent School District

Burnet Elementary

2025-2026 Board Goals/Performance Objectives/Strategies



Mission Statement

The purpose and commitment of Burnet Elementary is to empower, grow, and enhance the foundation of excellence through the courage to try and confidence to learn.

Vision

Through a growth mindset we will create, maintain, and continually work to improve the school community and culture by creating new positive engaging experiences which are embraced through setting high expectations for all, growing ourselves professionally and personally, taking risks, and creating teacher leaders so that students are afforded a positive environment to grow academically, socially, and emotionally.

Value Statement

Building Burnet's Courageous and Confident Colts

Table of Contents

Board Goals 4

Board Goal 1: The percentage of students achieving or exceeding the meets standard on state assessments will increase from 35% to 48% by May 2029 across all tested content areas 4

Board Goal 2: The percentage of 3rd grade students reading at or above grade level will increase from 34% to 48% by May 2029. 9

Board Goal 3: The percentage of high school graduates considered College, Career or Military Ready will increase from 88% to 91% by May 2029. 14

Board Goal 4: Classroom Excellence 17

Board Goal 5: Culture of Excellence 21

Board Goals

Board Goal 1: The percentage of students achieving or exceeding the meets standard on state assessments will increase from 35% to 48% by May 2029 across all tested content areas

Performance Objective 1: At Burnet Elementary, the percentage of students 1st-5th meeting or exceeding their Reading RIT goal will increase from 38th to 48th percentile from Spring 2024 to Spring 2025.

Indicators of Success:





Growth (MAP) - % student end of year RIT score met or exceeded individual growth projections based upon MAP - 2026 Goal: 52%

Evaluation Data Sources: Beginning, Middle, and End of Year MAP Reports

Monthly iReady Reading Usage Reports

District Checkpoints





PLCs and Lesson Plans with a Focus on Student Engagement and Student Accountability

Strategy 1 Details		Reviews			
Strategy 1: Teachers will follow the Assessment Data Protocol process when analyzing data and forming reteach plans during PLCs. Strategy's Expected Result/Impact: Reading intervention will be effective and student Reading scores will improve Staff Responsible for Monitoring: Admin, Teachers, and Instructional Reading Specialist Title I: 2.51 - TEA Priorities: Improve low-performing schools - ESF Levers: Lever 5: Effective Instruction		Formative			Summative
		Oct	Jan	Mar	May
<div>  No Progress  Accomplished  Continue/Modify  Discontinue </div>					

Board Goal 1: The percentage of students achieving or exceeding the meets standard on state assessments will increase from 35% to 48% by May 2029 across all tested content areas

Performance Objective 2: The percentage of students at Burnet Elementary K-5 meet or exceeding their Math RIT goal will increase from 42nd to the 52nd percentile to close the achievement gap from Fall to Spring MAP.





Evaluation Data Sources: Beginning, Middle, and End of Year MAP Reports
 Monthly iReady Math and My Math Academy Usage Reports
 Monthly Short Cycle Assessments in Reading
 PLCs and Lesson Plans with a Focus on Student Engagement and Student Accountability

Strategy 1 Details	Reviews			
Strategy 1: Teachers will follow the DDI process when analyzing data and forming reteach plans during PLCs Strategy's Expected Result/Impact: Reading intervention will be effective and student Reading scores will improve Staff Responsible for Monitoring: Admin, Instructional Coach, MCL, and District Reading Coach Teachers Title I: 2.51, 2.52 - TEA Priorities: Improve low-performing schools - ESF Levers: Lever 5: Effective Instruction	Formative			Summative
	Oct	Jan	Mar	May
Strategy 2 Details	Reviews			
Strategy 2: Targeted, small group intervention at all grade levels to improve reading at grade level for teachers and identified students after school and training to increase student achievement. Strategy's Expected Result/Impact: High impact tutoring growth and leveled literacy intervention increasing success in Reading Staff Responsible for Monitoring: Admin, Instructional Coach, and District Reading Coach Teachers Title I: 2.51	Formative			Summative
	Oct	Jan	Mar	May
<div>  No Progress  Accomplished  Continue/Modify  Discontinue </div>				

Board Goal 1: The percentage of students achieving or exceeding the meets standard on state assessments will increase from 35% to 48% by May 2029 across all tested content areas

Performance Objective 3: By May of 2025, students at Burnet Elementary will increase from 22% Meets to 40% Meets on STAAR Math.

Evaluation Data Sources: Beginning, Middle, and End of Year MAP Reports
 Monthly iReady Math Usage Reports
 Monthly Short Cycle Assessments in Reading
 PLCs and Lesson Plans with a Focus on Student Engagement and Student Accountability

Strategy 1 Details	Reviews			
Strategy 1: Students will receive targeted intervention in Math incorporating Do the Math and Lonestar as well as increasing coaching for Tier One Instruction. Staff Responsible for Monitoring: Admin, Instructional Coach, and District Curriculum Support Teachers Title I: 2.51, 2.53 - TEA Priorities: Build a foundation of reading and math Problem Statements: Student Achievement 1 - Staff Quality, Recruitment, and Retention 2 - Curriculum, Instruction, and Assessment 2	Formative			Summative
	Oct	Jan	Mar	May
Strategy 2 Details	Reviews			
Strategy 2: Assessment Data Protocol process to understand and implement instruction, goal setting, and increased student engagement and student accountability. Staff Responsible for Monitoring: Admin, Instructional Coach, MCL II, and district curriculum support Teachers Title I: 2.51 - TEA Priorities: Build a foundation of reading and math	Formative			Summative
	Oct	Jan	Mar	May
<div>  No Progress  Accomplished  Continue/Modify  Discontinue </div>				

Board Goal 1: The percentage of students achieving or exceeding the meets standard on state assessments will increase from 35% to 48% by May 2029 across all tested content areas

Performance Objective 4: By May of 2025, students at Burnet Elementary will perform at the Meets level in 3rd-5th Reading STAAR increasing from 24% in 2024 to 35% in 2025.





Evaluation Data Sources: Beginning, Middle, and End of Year MAP Reports
Monthly iReady Reading Usage Reports
Monthly Short Cycle Assessments in Reading
PLCs and Lesson Plans with a Focus on Student Engagement and Student Accountability

Strategy 1 Details	Reviews			
Strategy 1: Student goal-setting, parent data talks, and small group targeted intervention incorporating the Science of Teaching Reading (K-3) and Read 180 Staff Responsible for Monitoring: Admin, Instructional Coach, and District Reading Coach. MCL I, Teachers Title I: 2.51, 2.53	Formative			Summative
	Oct	Jan	Mar	May
<div><div><div></div>No Progress</div><div><div></div>Accomplished</div><div><div></div>Continue/Modify</div><div><div></div>Discontinue</div></div>				

Board Goal 1: The percentage of students achieving or exceeding the meets standard on state assessments will increase from 35% to 48% by May 2029 across all tested content areas

Performance Objective 5: By May of 2025, the percentage of 5th grade students performing at the MEETS level on Science STAAR will increase from 2% in 2024 to 30%.

Evaluation Data Sources: Beginning, Middle, and End of Year Science MAP Reports
Implementing and Monitoring New Science Curriculum
Short Cycle Assessments in Science (3rd-5th grades)
PLCs and Lesson Plans with a Focus on Student Engagement and Student Accountability

Strategy 1 Details	Reviews			
Strategy 1: MCL and leadership will implement the Assessment Data Protocol, develop TEKS knowledge (Internalizing instruction), implement the coaching model of Observation/Feedback, and analyze student work to ensure mastery of learning objectives during PLCs. Strategy's Expected Result/Impact: Checkpoints monitoring meets percentage Staff Responsible for Monitoring: MCL, Teachers, Instructional Specialist, Admin Title I: 2.51 - TEA Priorities: Improve low-performing schools	Formative			Summative
	Oct	Jan	Mar	May
Strategy 2 Details	Reviews			
Strategy 2: Science will be taught using district-approved resources in grades K-5 a minimum of 30 minutes per day. Strategy's Expected Result/Impact: Checkpoints monitoring the meets percentage for growth and meets percentage of highly tested TEKS Staff Responsible for Monitoring: Teachers, Instructional Specialist, Admin Title I: 2.51	Formative			Summative
	Oct	Jan	Mar	May
<div><div> No Progress</div><div> Accomplished</div><div> Continue/Modify</div><div> Discontinue</div></div>				

Board Goal 2: The percentage of 3rd grade students reading at or above grade level will increase from 34% to 48% by May 2029.

Performance Objective 1: At Burnet Elementary, the percentage of 3rd grade students performing at the Meets level will increase from 29% in 2024 to 40% on the 2025 STAAR Reading test.

Indicators of Success:

Growth (STAAR) - % of students who meet or exceed the STAAR academic annual growth - 2026 Goal: 62%, Growth (MAP) - % student end of year RIT score met or exceeded individual growth projections based upon MAP - 2026 Goal: 52%, Kindergarten Readiness - % of students meeting kindergarten readiness benchmark - 2026 Goal: 56%





Evaluation Data Sources: Beginning, Middle, and End of Year MAP Reports

Monthly iReady Reading Usage Reports

Monthly Short Cycle Assessments in Reading

PLCs and Lesson Plans with a Focus on Student Engagement and Student Accountability

Strategy 1 Details	Reviews			
Strategy 1: Burnet will hold Professional Learning Communities weekly to focus on Tier 1 instruction and implement the data driven instructional process and plans for student mastery of learning objectives through a personalized learning path. Strategy's Expected Result/Impact: Effective planning, instructional delivery, and assessment alignment Staff Responsible for Monitoring: Principal, Instructional Specialist, Assistant Principal, Grade Level Teachers, Reading Coach, Special Education Staff TEA Priorities: Build a foundation of reading and math, Improve low-performing schools - ESF Levers: Lever 5: Effective Instruction	Formative			Summative
	Oct	Jan	Mar	May
Strategy 2 Details	Reviews			
Strategy 2: Third grade students will receive intentional intervention on Reading using Leveled Literacy Instruction, iReady personalized learning paths, and small group reading lessons for Tier 2 and Tier 3 progress monitoring. Strategy's Expected Result/Impact: Third grade students will be monitored on small growth goals every three weeks and long term goals using SCAS, Beginning and Middle of the Year MAP, and Fall and Spring District Benchmarks. Staff Responsible for Monitoring: Principal, Instructional Specialist, Assistant Principal, Grade Level Teachers, Reading Coach, Special Education Staff TEA Priorities: Improve low-performing schools - ESF Levers: Lever 5: Effective Instruction	Formative			Summative
	Oct	Jan	Mar	May

Strategy 3 Details	Reviews			
Strategy 3: 3rd grade students at Burnet Elementary will be strategically placed in intervention groups using End of Year MAP data for high impact tutoring in Reading using AirTutors or FEV tutoring according to student learning need. Strategy's Expected Result/Impact: Students will increase vocabulary skills and comprehension to meet targeted goals in reading and writing. Staff Responsible for Monitoring: Principal, Instructional Specialist, Assistant Principal, Grade Level Teachers, Reading Coach, Special Education Staff	Formative			Summative
	Oct	Jan	Mar	May
<div><div> No Progress</div><div> Accomplished</div><div> Continue/Modify</div><div> Discontinue</div></div>				

Board Goal 2: The percentage of 3rd grade students reading at or above grade level will increase from 34% to 48% by May 2029.

Performance Objective 2: At Burnet Elementary, K-2nd grade students will show growth on their Reading MAP Assessment from 32% to 55% of meeting or exceeding their individual growth goal from Spring to Spring data. (Kinder Fall to Spring)

Evaluation Data Sources: Reading MAP MOY and EOY
iReady Diagnostics and Student Usage Reports
District Checkpoints in Reading

Strategy 1 Details		Reviews			
Strategy 1: Kinder to 2nd grade students at Burnet Elementary will be provided with high quality lessons during Tier 1 whole group instruction time and focuses targeted intervention during small group instruction. Strategy's Expected Result/Impact: All students will show one year of reading growth as measured by iReady and MAP. Staff Responsible for Monitoring: Admin Teachers Title I: 2.51, 2.53 - TEA Priorities: Improve low-performing schools - ESF Levers: Lever 5: Effective Instruction		Formative			Summative
		Oct	Jan	Mar	May
Strategy 2 Details		Reviews			
Strategy 2: Burnet Professional Learning Communities will focus on targeted TEK instruction and the data driven instructional process and plans for student mastery of learning objectives through a personalized learning path. Strategy's Expected Result/Impact: Effective planning, instructional delivery, and assessment alignment Staff Responsible for Monitoring: Principal, Instructional Specialist, Assistant Principal, Grade Level Teachers, Reading Coach, Special Education Staff Title I: 2.52, 2.53 - TEA Priorities: Build a foundation of reading and math - ESF Levers: Lever 5: Effective Instruction		Formative			Summative
		Oct	Jan	Mar	May



No Progress



Accomplished



Continue/Modify







Discontinue

Board Goal 2: The percentage of 3rd grade students reading at or above grade level will increase from 34% to 48% by May 2029.

Performance Objective 3: At Burnet Elementary, K-3rd grade students meet achievement on Reading MAP Assessment from 26% to 38% on their individual achievement target from Spring to Spring data. (Kinder Fall to Spring)





Evaluation Data Sources: Reading MAP MOY and EOY
iReady Diagnostics and Student Usage Reports
District Checkpoints in Reading
Fall and Spring District Benchmarks

Strategy 1 Details	Reviews			
Strategy 1: All teachers Kinder to 3rd grade will receive coaching and support to increase student engagement and accountability on grade level readiness TEKS with a focus on vocabulary and comprehension. Strategy's Expected Result/Impact: Effective planning, instructional delivery, and assessment alignment Staff Responsible for Monitoring: Admin, Instructional Specialist, MCL Teachers Title I: 2.51 - TEA Priorities: Build a foundation of reading and math - ESF Levers: Lever 5: Effective Instruction	Formative			Summative
	Oct	Jan	Mar	May
Strategy 2 Details	Reviews			
Strategy 2: K-3 classroom teachers, reading coach and part-time reading tutor will target at risk populations and utilize LLI four times a week for 45 minutes per group; iReady reading usage 30 minutes daily while adhering to the ECISD ELAR Framework. Strategy's Expected Result/Impact: Student's will be monitored by weekly iReady student usage reports to ensure growth goal is met and MAP assessments monitored BOY to MOY to ensure RIT goal is met. Staff Responsible for Monitoring: Classroom Teachers, Reading Coach, Targeted Tutoring Admin Title I: 2.51, 2.53	Formative			Summative
	Oct	Jan	Mar	May
<div>  No Progress  Accomplished  Continue/Modify  Discontinue </div>				

Board Goal 3: The percentage of high school graduates considered College, Career or Military Ready will increase from 88% to 91% by May 2029.

Performance Objective 1: School Connectedness panorama data will increase from 59% to 75%.





Evaluation Data Sources: Fall and Spring Panorama Data Reports

Strategy 1 Details	Reviews			
Strategy 1: Teachers will deliver weekly iLead lessons to students. Strategy's Expected Result/Impact: Increase School Connectedness Staff Responsible for Monitoring: Teachers and Counselor Title I: 2.51, 2.531 - ESF Levers: Lever 3: Positive School Culture	Formative			Summative
	Oct	Jan	Mar	May
Strategy 2 Details	Reviews			
Strategy 2: Schoolwide discipline plan with a focus on Emergent Tree in all grade levels K-5th to foster a strong and positive school climate and culture. Strategy's Expected Result/Impact: Increase School Connectedness Staff Responsible for Monitoring: Administrators and Teachers Title I: 2.51, 2.53 - ESF Levers: Lever 3: Positive School Culture	Formative			Summative
	Oct	Jan	Mar	May
<div>  No Progress  Accomplished  Continue/Modify  Discontinue </div>				

Board Goal 3: The percentage of high school graduates considered College, Career or Military Ready will increase from 88% to 91% by May 2029.

Performance Objective 2: Student daily attendance will increase from 92% to 95% by May 2026.





Evaluation Data Sources: Monthly Attendance Dashboard, Parent Communication regarding the importance of attendance, Parent conferences including attendance growth goals.

Strategy 1 Details	Reviews			
Strategy 1: Leadership team will hold attendance celebrations once a month for students and/or grade levels meeting 95% attendance. Strategy's Expected Result/Impact: Increased instructional minutes and student achievement Staff Responsible for Monitoring: Teachers, Data Clerk, Counselor, and Admin Title I: 2.52, 2.531 - ESF Levers: Lever 3: Positive School Culture	Formative			Summative
	Oct	Jan	Mar	May
Strategy 2 Details	Reviews			
Strategy 2: Teachers will follow the district truancy plan to contact parents at two absences a month and document in Eduphoria on Contact form. Strategy's Expected Result/Impact: Increased communication and student attendance Staff Responsible for Monitoring: Teachers, Data Clerk, Counselor, and Admin Title I: 2.51 - TEA Priorities: Improve low-performing schools	Formative			Summative
	Oct	Jan	Mar	May
<div><div> No Progress</div><div> Accomplished</div><div> Continue/Modify</div><div> Discontinue</div></div>				

Board Goal 3: The percentage of high school graduates considered College, Career or Military Ready will increase from 88% to 91% by May 2029.

Performance Objective 3: 100% of 4-5 grade students will utilize AVID strategies to promote college readiness.

Evaluation Data Sources: Site team checks for binders, planners, and note taking in journals.

Strategy 1 Details	Reviews			
Strategy 1: Teachers in grades 3rd-5th will attend AVID Basic Training or Advanced Training based on their needs. Strategy's Expected Result/Impact: Improve AVID knowledge and understanding. Improve AVID implementation. Staff Responsible for Monitoring: Admin , Counselor, Teachers Title I: 2.51 - TEA Priorities: Recruit, support, retain teachers and principals - ESF Levers: Lever 5: Effective Instruction	Formative			Summative
	Oct	Jan	Mar	May
Strategy 2 Details	Reviews			
Strategy 2: 100% of classroom teachers in grades 3rd-5th grade will implement at least one AVID strategies per week during the 2023-24 school year. Strategy's Expected Result/Impact: Increased engagement, goal-setting and college and career readiness. Staff Responsible for Monitoring: Teachers, Admin, Counselors Title I: 2.532 - TEA Priorities: Connect high school to career and college	Formative			Summative
	Oct	Jan	Mar	May
<div>  No Progress  Accomplished  Continue/Modify  Discontinue </div>				

Board Goal 4: Classroom Excellence

Performance Objective 1: ECISD will improve the implementation of TEKS-based, rigorous, and relevant curriculum supported by high-quality instructional strategies to 80% for all subjects district-wide by May 2026.

Evaluation Data Sources: Learning walk documentation, Checkpoints, NWEA Map

Strategy 1 Details	Reviews			
Strategy 1: Academics and Accountability will provide and support the implementation of the district approved curriculum, calendars, and professional learning models for all subjects. Strategy's Expected Result/Impact: 100% of students will have access to high quality instructional materials for Tier one instruction. Staff Responsible for Monitoring: Administrators, teachers, Multi-classroom leaders, instructional specialist and all support staff. Title I: 2.53 - TEA Priorities: Improve low-performing schools - ESF Levers: Lever 2: Strategic Staffing - Targeted Support Strategy	Formative			Summative
	Oct	Jan	Mar	May
Strategy 2 Details	Reviews			
Strategy 2: Academics and Accountability will provide support for Burnet in the Assessment Data Protocol processes through PLC support & professional development. Strategy's Expected Result/Impact: Improved tier 1 instruction and intentional & targeted backwards planning based on student needs and data. Staff Responsible for Monitoring: Academics and Accountability, Burnet Leadership Team, Teachers and Support Staff Title I: 2.51 - ESF Levers: Lever 1: Strong School Leadership and Planning, Lever 5: Effective Instruction - Additional Targeted Support Strategy	Formative			Summative
	Oct	Jan	Mar	May



No Progress



Accomplished



Continue/Modify







Discontinue

Board Goal 4: Classroom Excellence

Performance Objective 2: Increase attendance rate from 92.1. % to 95.% for all students by May of 2026.

Evaluation Data Sources: Attendance Rate report in FOCUS and Community Outreach Center Data.

Strategy 1 Details	Reviews			
Strategy 1: Burnet must strengthen attendance monitoring, truancy procedures, and family partnerships to ensure students are present and engaged every day. Strategy's Expected Result/Impact: Increased Attendance Rate Staff Responsible for Monitoring: Staff, MTSS Committee, Administrators Title I: 2.51	Formative			Summative
	Oct	Jan	Mar	May
Strategy 2 Details	Reviews			
Strategy 2: Burnet will continue to implement the MTSS framework monitoring the academic, behavior, and social emotional needs of students along with attendance to ensure that students are meeting grade level goals for growth and achievement. Strategy's Expected Result/Impact: Increased Identification and Success of Students in Need Increased Attendance Staff Responsible for Monitoring: Staff, MTSS Committee, Administrators Title I: 2.51, 2.531	Formative			Summative
	Oct	Jan	Mar	May
<div><div> No Progress</div><div> Accomplished</div><div> Continue/Modify</div><div> Discontinue</div></div>				

Board Goal 4: Classroom Excellence

Performance Objective 3: Increase student engagement and participation in classrooms by 10%, as measured by teacher observational data, student surveys, and classroom behavior reports.





Evaluation Data Sources: Surveys
Behavior Reports
Checkpoint/MAP Data
Walk Throughs

Strategy 1 Details	Reviews			
Strategy 1: Integrate student-centered instructional strategies such as cooperative learning, Blended Learning, and use of technology. Strategy's Expected Result/Impact: Decrease in Number of Behavior Reports MAP Growth BOY to MOY Checkpoint scoring at meets level Engaging Lessons Staff Responsible for Monitoring: Teachers MCL, Instructional Coaches, Admin Title I: 2.51	Formative			Summative
	Oct	Jan	Mar	May
<div><div><div></div>No Progress</div><div><div></div>Accomplished</div><div><div></div>Continue/Modify</div><div><div></div>Discontinue</div></div>				

Board Goal 5: Culture of Excellence

Performance Objective 1: Establish and consistently reinforce high behavioral expectations across all grade levels.

Evaluation Data Sources: Referral Reports showing decreasing numbers in referral

Strategy 1 Details	Reviews			
Strategy 1: Implement a Schoolwide Positive Behavior Interventions and Supports (PBIS, EMERGENT TREE) Framework Strategy's Expected Result/Impact: Decrease in Referrals Engaged and Positive learners Staff Responsible for Monitoring: Administrators Teachers Instructional Coach Title I: 2.53, 2.533 - TEA Priorities: Improve low-performing schools	Formative			Summative
	Oct	Jan	Mar	May
Strategy 2 Details	Reviews			
Strategy 2: All PreK-5th-grade students will participate in at least one Guidance Lesson per month provided by the school counselor. Strategy's Expected Result/Impact: The expectation is that students are equipped with strategies to control their emotions and reactions to difficult situations Staff Responsible for Monitoring: Administrators and counselor Title I: 2.51, 2.53 - ESF Levers: Lever 3: Positive School Culture	Formative			Summative
	Oct	Jan	Mar	May
<div>  No Progress  Accomplished  Continue/Modify  Discontinue </div>				

Board Goal 5: Culture of Excellence

Performance Objective 2: Student sense of belonging and engagement will increase from 56% to 70 % by the end of the school year, as reflected on the Spring Panorama data.

Evaluation Data Sources: Panorama surveys, discipline referrals will decrease

Strategy 1 Details	Reviews			
Strategy 1: Teachers will engage students in socioemotional learning through the iLead curriculum to build positive relationships among students and staff members. Strategy's Expected Result/Impact: Teachers will utilize curriculum to address the holistic needs of all students. Staff Responsible for Monitoring: Admin, Instructional Specialist, MCL Teachers Title I: 2.51	Formative			Summative
	Oct	Jan	Mar	May
Strategy 2 Details	Reviews			
Strategy 2: Use fall Panorama survey data to target areas of intervention through our counseling team such as relationships, conflict resolution, character lesson, and self worth. Strategy's Expected Result/Impact: Student connectedness will increase to 73%. Staff Responsible for Monitoring: Counselor, Leadership Team, Teachers Title I: 2.52, 2.531 - ESF Levers: Lever 3: Positive School Culture	Formative			Summative
	Oct	Jan	Mar	May
<div><div><div></div>No Progress</div><div><div></div>Accomplished</div><div><div></div>Continue/Modify</div><div><div></div>Discontinue</div></div>				