

Ector County Independent School District

Goliad Elementary

2022-2023 Campus Improvement Plan

Accountability Rating: C



Board Goals

Board Goal 1: Through foundational excellence, talent development and the learning journey, the percentage of students achieving or exceeding the meets standard on state assessments will increase from 32% to 60% by May 2024 across all tested content areas.

Performance Objective 1: 45% of 3rd-5th grade students will achieve the meets standard in Reading on STAAR 2023.

3rd Grade Reading 25% to 45%

4th Grade Reading 12% to 45%

5th Grade Reading 33% to 45%

Indicators of Success:


Attendance - % of student daily attendance - 2024 Goal: 95%, Growth (STAAR) - % of students who meet or exceed the STAAR progress measure - 2024 Goal: 75%, Growth (MAP) - % of student end of year RIT score met or exceeded individual growth projections based upon MAP - 2024 Goal: 58%, Academic Gaps - The performance of ECISD student subgroups compared to their peers across the state of Texas (Domain 3) - 2024 Goal: 51%, 3rd Grade Composite (reading and math) - % of 3rd grade students achieving the meets or exceeds standard in both reading and math on STAAR - 2024 Goal: 35%, School Connectedness - The belief held by students that adults and peers in the school care about their learning as well as about them as individuals - 2024 Goal: 63%


Evaluation Data Sources: MAP assessments
STAAR


Strategy 1 Details	Reviews			
<p>Strategy 1: Students will be provided with high quality Tier I instruction and targeted small group instruction.</p> <p>Strategy's Expected Result/Impact: Growth (STAAR) - % of students who meet or exceed the STAAR progress measure - 2024 Goal: 75%</p> <p>Staff Responsible for Monitoring: Admin and teachers</p> <p>- TEA Priorities: Build a foundation of reading and math, Improve low-performing schools</p> <p>- ESF Levers: Lever 1: Strong School Leadership and Planning, Lever 2: Effective, Well-Supported Teachers, Lever 4: High-Quality Curriculum</p> <p>Funding Sources: Curriculum Associates Resources - Title One School- Improvement - \$20,000</p>	Formative			Summative
	Oct	Jan	Mar	May


Strategy 2 Details	Reviews			
<p>Strategy 2: Goliad will effectively implement Accelerated Reader for grades K-5th grade to increase high-quality reading practice that fuels academic growth.</p> <p>Strategy's Expected Result/Impact: Students meet projected grade level norms on NWEA MAP reading for the 23 school year.</p> <p>Staff Responsible for Monitoring: Teachers Admin Library Clerk</p> <p>- TEA Priorities: Build a foundation of reading and math, Improve low-performing schools</p> <p>- ESF Levers: Lever 2: Effective, Well-Supported Teachers, Lever 4: High-Quality Curriculum, Lever 5: Effective Instruction</p> <p>Funding Sources: Renaissance/Accelerated Reader - Title One School- Improvement - \$9,000</p>	Formative			Summative
	Oct	Jan	Mar	May
Strategy 3 Details	Reviews			
<p>Strategy 3: Title I Certified Part-time tutor and Dyslexia teacher will provide intense, targeted reading small group instruction to meet student academic needs for 504 and other student populations.</p> <p>Strategy's Expected Result/Impact: Monitor student progress monthly. Improve student growth based on Istation and MAP.</p> <p>Staff Responsible for Monitoring: 3rd Grade Teachers Leadership MCL</p> <p>- TEA Priorities: Build a foundation of reading and math, Improve low-performing schools</p> <p>- ESF Levers: Lever 4: High-Quality Curriculum, Lever 5: Effective Instruction</p> <p>- Results Driven Accountability</p>	Formative			Summative
	Oct	Jan	Mar	May

Strategy 4 Details	Reviews			
<p>Strategy 4: Goliad will utilize the DDI process consistently and effectively to improve planning, lesson delivery, and student achievement. Teachers use a corrective instruction action planning process, individually and in PLCs to analyze data, identify trends in student misconceptions, determine the root cause as to why students may not have learned the concept, and create plans to reteach.</p> <p>Strategy's Expected Result/Impact: 45% of 3-5th grade students will achieve the meets standard in Reading on STAAR 2023.</p> <p>Staff Responsible for Monitoring: Leadership and Teachers Title I Tutor</p> <p>Title I: 2.4</p> <p>- TEA Priorities: Improve low-performing schools</p> <p>- ESF Levers: Lever 5: Effective Instruction</p>	Formative			Summative
	Oct	Jan	Mar	May

 No Progress

 Accomplished

 Continue/Modify

 Discontinue

Board Goal 1: Through foundational excellence, talent development and the learning journey, the percentage of students achieving or exceeding the meets standard on state assessments will increase from 32% to 60% by May 2024 across all tested content areas.

Performance Objective 2: Students achieving the Meets Standard on state assessments in Math will increase to at least 45% in each tested grade level by May 2023.

3rd Grade Math from 20% to 45%

4th Grade Math from 19% to 45%

5th Grade Math from 30% to 45%

Indicators of Success:

Attendance - % of student daily attendance - 2024 Goal: 95%, Growth (STAAR) - % of students who meet or exceed the STAAR progress measure - 2024 Goal: 75%, Growth (MAP) - % of student end of year RIT score met or exceeded individual growth projections based upon MAP - 2024 Goal: 58%, Academic Gaps - The performance of ECISD student subgroups compared to their peers across the state of Texas (Domain 3) - 2024 Goal: 51%, 3rd Grade Composite (reading and math) - % of 3rd grade students achieving the meets or exceeds standard in both reading and math on STAAR - 2024 Goal: 35%





Evaluation Data Sources: STAAR

MAP

SCAS

Benchmarks

Strategy 1 Details	Reviews			
<p>Strategy 1: The DDI model/process will be followed and implemented with fidelity during weekly PLCs. Know Shows and Exemplars will be created, analyzed and revisited to ensure rigor in questioning and student work is evident in lesson plans.</p> <p>Strategy's Expected Result/Impact: MCLS Teachers Leadership</p> <p>Title I: 2.4, 2.5</p> <p>- TEA Priorities: Recruit, support, retain teachers and principals, Build a foundation of reading and math, Connect high school to career and college, Improve low-performing schools</p> <p>- ESF Levers: Lever 1: Strong School Leadership and Planning, Lever 5: Effective Instruction</p>	Formative			Summative
	Oct	Jan	Mar	May

Strategy 2 Details	Reviews			
<p>Strategy 2: Students will be provided with high quality Tier I instruction and targeted small group instruction. Strategy's Expected Result/Impact: Students will meet expected RIT Growth. Staff Responsible for Monitoring: Teachers & Admin</p> <p>Title I: 2.4, 2.6 - TEA Priorities: Improve low-performing schools -</p>	Formative			Summative
	Oct	Jan	Mar	May
Strategy 3 Details	Reviews			
<p>Strategy 3: Provide intervention for identified students: Do the Math will be provided for students who are not making progress on MAP and Istation Math. Strategy's Expected Result/Impact: MAP Growth Istation Math Growth Staff Responsible for Monitoring: MCLS TEACHERS LEADERSHIP</p> <p>Title I: 2.4, 2.5 - TEA Priorities: Improve low-performing schools - ESF Levers: Lever 1: Strong School Leadership and Planning, Lever 5: Effective Instruction</p>	Formative			Summative
	Oct	Jan	Mar	May
<div style="display: flex; justify-content: space-around; align-items: center;"> <div style="text-align: center;"> No Progress</div> <div style="text-align: center;"> Accomplished</div> <div style="text-align: center;"> Continue/Modify</div> <div style="text-align: center;"> Discontinue</div> </div>				

Board Goal 1: Through foundational excellence, talent development and the learning journey, the percentage of students achieving or exceeding the meets standard on state assessments will increase from 32% to 60% by May 2024 across all tested content areas.

Performance Objective 3: 70% of students in K-5th will meet or exceed individual reading growth projections based on MAP by May 2023.
55%-70%

High Priority





Indicators of Success:

Attendance - % of student daily attendance - 2024 Goal: 95%, Growth (STAAR) - % of students who meet or exceed the STAAR progress measure - 2024 Goal: 75%, Growth (MAP) - % of student end of year RIT score met or exceeded individual growth projections based upon MAP - 2024 Goal: 58%, Academic Gaps - The performance of ECISD student subgroups compared to their peers across the state of Texas (Domain 3) - 2024 Goal: 51%, 3rd Grade Composite (reading and math) - % of 3rd grade students achieving the meets or exceeds standard in both reading and math on STAAR - 2024 Goal: 35%

Evaluation Data Sources: MAP assessment progress and data results

Strategy 1 Details	Reviews			
<p>Strategy 1: Provide students with effective Tier I instruction and targeted intervention that is relevant and appropriate for diverse learners in the classroom setting.</p> <p>Strategy's Expected Result/Impact: Improvement in student growth in all grades and subjects.</p> <p>Staff Responsible for Monitoring: MCLS Grade Level Teams, Dyslexia Teacher Tutor Administrators</p> <p>- TEA Priorities: Build a foundation of reading and math, Improve low-performing schools</p> <p>- ESF Levers: Lever 1: Strong School Leadership and Planning, Lever 2: Effective, Well-Supported Teachers, Lever 4: High-Quality Curriculum, Lever 5: Effective Instruction</p> <p>Funding Sources: Curriculum & Associates and Sirius Resources - Title One School- Improvement - \$20,000</p>	Formative			Summative
	Oct	Jan	Mar	May

Strategy 2 Details	Reviews			
<p>Strategy 2: Title I Certified Part-time tutor, Dyslexia teacher, and a Title I Instructional Aide will provide intense, targeted reading small group instruction to meet student academic needs for 504 and other student populations.</p> <p>Strategy's Expected Result/Impact: Monitor student progress monthly. Improve student growth based on Istation and MAP.</p> <p>Staff Responsible for Monitoring: Admin, teachers, certified Title I tutor, and dyslexia teacher and counselor</p> <p>- TEA Priorities: Build a foundation of reading and math, Improve low-performing schools</p> <p>- ESF Levers: Lever 2: Effective, Well-Supported Teachers, Lever 4: High-Quality Curriculum, Lever 5: Effective Instruction</p> <p>- Results Driven Accountability</p> <p>Funding Sources: Dyslexia teacher - Title One School-wide, Certified Part-time Tutor Title I - Title One School- Improvement - \$24,000, Title I Instructional Aide - Title One School- Improvement - \$24,000</p>	Formative			Summative
	Oct	Jan	Mar	May
Strategy 3 Details	Reviews			
<p>Strategy 3: Campus instructional leaders provide training and ongoing support so that teachers effectively use high-quality instructional materials and research-based teaching practices that promote critical-thinking skills and include differentiated and scaffolded supports for students with disabilities, English learners, and other student groups.</p> <p>Strategy's Expected Result/Impact: Growth (STAAR) - % of students who meet or exceed the STAAR progress measure - 2024 Goal: 75%</p> <p>Growth (MAP) - % of student end of year RIT score met or exceeded individual growth projections based upon MAP - 2024 Goal: 58%</p> <p>Academic Gaps - The performance of ECISD student subgroups compared to their peers across the state of Texas (Domain 3) - 2024 Goal: 51%</p> <p>3rd Grade Composite (reading and math) - % of 3rd grade students achieving the meets or exceeds standard in both reading and math on STAAR - 2024 Goal: 35%</p> <p>Staff Responsible for Monitoring: Leadership Team Lead Teachers MCLs</p> <p>- TEA Priorities: Build a foundation of reading and math, Improve low-performing schools</p> <p>- ESF Levers: Lever 1: Strong School Leadership and Planning, Lever 2: Effective, Well-Supported Teachers, Lever 4: High-Quality Curriculum, Lever 5: Effective Instruction</p> <p>Funding Sources: Opportunity Culture MCLS - Title One School-wide - \$70,000, Team Lead Stipends - Title One School- Improvement - \$16,000, Professional Development Curriculum Associates, Renaissance, Get Your Teach On, Parenting Partners - Title One School- Improvement - \$25,000</p>	Formative			Summative
	Oct	Jan	Mar	May

Strategy 4 Details	Reviews			
<p>Strategy 4: Goliad will utilize the DDI process consistently and effectively to improve planning, lesson delivery, and student achievement.</p> <p>Strategy's Expected Result/Impact: Weekly PLC agendas, minutes, walk-through feedback, DDI, assessment progress and data results</p> <p>Staff Responsible for Monitoring: Leadership Team MCLS MTRT</p> <p>- TEA Priorities: Build a foundation of reading and math, Improve low-performing schools</p> <p>- ESF Levers: Lever 2: Effective, Well-Supported Teachers, Lever 4: High-Quality Curriculum, Lever 5: Effective Instruction</p>	Formative			Summative
	Oct	Jan	Mar	May
<div style="display: flex; justify-content: space-around; align-items: center;">  No Progress  Accomplished  Continue/Modify  Discontinue </div>				

Board Goal 1: Through foundational excellence, talent development and the learning journey, the percentage of students achieving or exceeding the meets standard on state assessments will increase from 32% to 60% by May 2024 across all tested content areas.

Performance Objective 4: 70% of students in K-5th will meet or exceed individual Math growth projections based on MAP by May 2023.





High Priority

Indicators of Success:

Attendance - % of student daily attendance - 2024 Goal: 95%, Growth (STAAR) - % of students who meet or exceed the STAAR progress measure - 2024 Goal: 75%, Growth (MAP) - % of student end of year RIT score met or exceeded individual growth projections based upon MAP - 2024 Goal: 58%, Academic Gaps - The performance of ECISD student subgroups compared to their peers across the state of Texas (Domain 3) - 2024 Goal: 51%, 3rd Grade Composite (reading and math) - % of 3rd grade students achieving the meets or exceeds standard in both reading and math on STAAR - 2024 Goal: 35%

Evaluation Data Sources: Math MAP assessment progress and data results

Strategy 1 Details	Reviews			
<p>Strategy 1: Goliad will follow all the districts mandated math programs and curriculum, adhere to scope and sequence and state standards. Use data driven instruction processes and provide targeted instruction consistently and effectively.</p> <p>Strategy's Expected Result/Impact: Improve student growth measured by MAP BOY, MOY and EOY</p> <p>Staff Responsible for Monitoring: Teachers and leadership Team</p> <p>- TEA Priorities: Build a foundation of reading and math, Improve low-performing schools</p> <p>- ESF Levers: Lever 4: High-Quality Curriculum, Lever 5: Effective Instruction</p>	Formative			Summative
	Oct	Jan	Mar	May
Strategy 2 Details	Reviews			
<p>Strategy 2: High-quality instructional materials are consistently used across classrooms, including resources intentionally designed to meet the needs of students with disabilities and English learners, along with other student groups with diverse needs. Additional resources such as Curriculum Associates and Sirius materials will be used to provide additional targeted math intervention.</p> <p>Strategy's Expected Result/Impact: Improve student growth measured by MAP BOY, MOY and EOY</p> <p>Staff Responsible for Monitoring: Administrators, Teachers, MCLS</p> <p>Title I: 2.4, 2.5</p> <p>- TEA Priorities: Build a foundation of reading and math, Improve low-performing schools</p> <p>- ESF Levers: Lever 4: High-Quality Curriculum, Lever 5: Effective Instruction</p>	Formative			Summative
	Oct	Jan	Mar	May

Strategy 3 Details	Reviews			
<p>Strategy 3: Istation Math will be piloted this school year in order to provide specialized learning paths for each student which will improve learning outcomes.</p> <p>Strategy's Expected Result/Impact: 70% will meet project MAP RIT. 45% will achieve MEETS on STAAR in 3-5th.</p> <p>Staff Responsible for Monitoring: Leadership Teachers</p> <p>Title I: 2.4</p> <p>- TEA Priorities: Improve low-performing schools</p>	Formative			Summative
	Oct	Jan	Mar	May
Strategy 4 Details	Reviews			
<p>Strategy 4: Teachers will effectively utilize Do the Math Resources to provide targeted small group instruction.</p> <p>Strategy's Expected Result/Impact: 70% will meet project Math MAP RIT.</p> <p>Staff Responsible for Monitoring: Teachers Leadership</p> <p>Title I: 2.4, 2.6</p> <p>- TEA Priorities: Improve low-performing schools</p> <p>- ESF Levers: Lever 5: Effective Instruction</p>	Formative			Summative
	Oct	Jan	Mar	May
<div style="display: flex; justify-content: space-around; align-items: center;"> <div style="text-align: center;">  No Progress </div> <div style="text-align: center;">  Accomplished </div> <div style="text-align: center;">  Continue/Modify </div> <div style="text-align: center;">  Discontinue </div> </div>				

Board Goal 1: Through foundational excellence, talent development and the learning journey, the percentage of students achieving or exceeding the meets standard on state assessments will increase from 32% to 60% by May 2024 across all tested content areas.

Performance Objective 5: Goliad's annual student attendance will increase from 89% in 2022 to 94.7% in 2023.

High Priority

Indicators of Success:

Attendance - % of student daily attendance - 2024 Goal: 95%, Growth (STAAR) - % of students who meet or exceed the STAAR progress measure - 2024 Goal: 75%, Growth (MAP) - % of student end of year RIT score met or exceeded individual growth projections based upon MAP - 2024 Goal: 58%, Academic Gaps - The performance of ECISD student subgroups compared to their peers across the state of Texas (Domain 3) - 2024 Goal: 51%, 3rd Grade Composite (reading and math) - % of 3rd grade students achieving the meets or exceeds standard in both reading and math on STAAR - 2024 Goal: 35%, School Connectedness - The belief held by students that adults and peers in the school care about their learning as well as about them as individuals - 2024 Goal: 63%

Evaluation Data Sources: Weekly Attendance Reports
Eduphoria documentation completed by required staff member
Contracts up to date

Strategy 1 Details	Reviews			
<p>Strategy 1: Required expectation of student attendance outlined in district policy will be communicated to parents during parent meetings and conferences.</p> <p>Strategy's Expected Result/Impact: Goliad weekly attendance report will be reviewed by AP and clerk. Staff will follow necessary steps and documentation to improve attendance.</p> <p>Staff Responsible for Monitoring: Principal AP Clerk Teachers</p> <p>- TEA Priorities: Build a foundation of reading and math, Improve low-performing schools</p> <p>- ESF Levers: Lever 3: Positive School Culture, Lever 4: High-Quality Curriculum, Lever 5: Effective Instruction</p>	Formative			Summative
	Oct	Jan	Mar	May

Strategy 2 Details	Reviews			
<p>Strategy 2: Staff training on procedures for attendance documentation in Eduphoria and attendance committee will review every 3 weeks.</p> <p>Strategy's Expected Result/Impact: Attendance committee will review and make appropriate contacts to improve student attendance. Intervention pieces will be placed and monitored.</p> <p>Staff Responsible for Monitoring: Administrators Clerk Teachers Counselor</p> <p>- TEA Priorities: Improve low-performing schools</p> <p>- ESF Levers: Lever 3: Positive School Culture, Lever 5: Effective Instruction</p>	Formative			Summative
	Oct	Jan	Mar	May
Strategy 3 Details	Reviews			
<p>Strategy 3: Goliad will utilize platform Kinvo and School Status to communicate student attendance with parents.</p> <p>Strategy's Expected Result/Impact: Improve student attendance each week.</p> <p>Staff Responsible for Monitoring: Administrators Clerk Teachers Counselor</p> <p>Title I: 2.6</p> <p>- TEA Priorities: Improve low-performing schools</p> <p>- ESF Levers: Lever 3: Positive School Culture, Lever 5: Effective Instruction</p>	Formative			Summative
	Oct	Jan	Mar	May
Strategy 4 Details	Reviews			
<p>Strategy 4: Goliad will provide incentives for perfect attendance goals met monthly to improve attendance to 93%.</p> <p>Strategy's Expected Result/Impact: Improve student attendance to be at or above state average.</p> <p>Staff Responsible for Monitoring: Administrators, teachers, clerk and counselor.</p>	Formative			Summative
	Oct	Jan	Mar	May

- TEA Priorities:

Improve low-performing schools

- ESF Levers:

Lever 3: Positive School Culture

Funding Sources: Incentives - Local



No Progress



Accomplished



Continue/Modify



Discontinue





Board Goal 2: Through foundational excellence, talent development and the learning journey, the percentage of 3rd grade students reading at or above grade level will increase from 35% to 45% by May 2024.

Performance Objective 1: 3rd grade students reading meets level will increase from 25% percent to 35% as measured by the 2023 STAAR assessment.

Indicators of Success:

Attendance - % of student daily attendance - 2024 Goal: 95%, Growth (STAAR) - % of students who meet or exceed the STAAR progress measure - 2024 Goal: 75%, Growth (MAP) - % of student end of year RIT score met or exceeded individual growth projections based upon MAP - 2024 Goal: 58%, Kindergarten Readiness - % of students meeting kindergarten readiness benchmark - 2024 Goal: 65%, Academic Gaps - The performance of ECISD student subgroups compared to their peers across the state of Texas (Domain 3) - 2024 Goal: 51%, 3rd Grade Composite (reading and math) - % of 3rd grade students achieving the meets or exceeds standard in both reading and math on STAAR - 2024 Goal: 35%

Evaluation Data Sources: Short cycle assessments, district benchmarks, 2022 STAAR, MAP assessment, reteach assessments

Strategy 1 Details	Reviews			
<p>Strategy 1: DDI will be utilized in PLCs to complete Know Shows, work through the Exemplar and later analyze student work and revisit the Know Show to perfect instructional planning and delivery.</p> <p>Strategy's Expected Result/Impact: Increase number of students achieving Meets/on grade level from 33 to 45%</p> <p>Staff Responsible for Monitoring: Teachers and leadership team</p> <p>Title I: 2.4</p> <p>- TEA Priorities: Build a foundation of reading and math, Improve low-performing schools</p> <p>- ESF Levers: Lever 5: Effective Instruction</p>	Formative			Summative
	Oct	Jan	Mar	May
Strategy 2 Details	Reviews			
<p>Strategy 2: Goliad will follow all the districts mandated math programs and curriculum, adhere to scope and sequence and state standards. Do the Math will be used for targeted intervention.</p> <p>Strategy's Expected Result/Impact: Increase meets from 33 to 45 percent.</p> <p>Staff Responsible for Monitoring: Teachers and leadership team</p> <p>- TEA Priorities: Build a foundation of reading and math, Improve low-performing schools</p> <p>- ESF Levers: Lever 2: Effective, Well-Supported Teachers, Lever 4: High-Quality Curriculum, Lever 5: Effective Instruction</p>	Formative			Summative
	Oct	Jan	Mar	May
<div style="display: flex; justify-content: space-around; align-items: center;">  No Progress  Accomplished  Continue/Modify  Discontinue </div>				

Board Goal 2: Through foundational excellence, talent development and the learning journey, the percentage of 3rd grade students reading at or above grade level will increase from 35% to 45% by May 2024.

Performance Objective 2: By the end of the 2023 school year, 70% of Kindergarten students will meet their projected reading RIT growth standard on NWEA MAP assessment.
2022 32%





Indicators of Success:

Growth (STAAR) - % of students who meet or exceed the STAAR progress measure - 2024 Goal: 75%, Growth (MAP) - % of student end of year RIT score met or exceeded individual growth projections based upon MAP - 2024 Goal: 58%, Kindergarten Readiness - % of students meeting kindergarten readiness benchmark - 2024 Goal: 65%, Academic Gaps - The performance of ECISD student subgroups compared to their peers across the state of Texas (Domain 3) - 2024 Goal: 51%, 3rd Grade Composite (reading and math) - % of 3rd grade students achieving the meets or exceeds standard in both reading and math on STAAR - 2024 Goal: 35%

Evaluation Data Sources: MAP

Istation
SCAs

Strategy 1 Details	Reviews			
<p>Strategy 1: Team Leads and leadership will implement the Data-Driven Instructional process, develop TEKS knowledge (Know/Show charts), implement the coaching model of Observation/Feedback, and analyze student work to ensure mastery of learning objectives during PLCs.</p> <p>Strategy's Expected Result/Impact: Effective planning, instruction delivery, and assessment alignment. Improved growth on MAP to 70%.</p> <p>Staff Responsible for Monitoring: Teachers and Leadership Team Tutor</p> <p>Title I: 2.4, 2.5 - TEA Priorities: Build a foundation of reading and math, Improve low-performing schools - ESF Levers: Lever 5: Effective Instruction</p>	Formative			Summative
	Oct	Jan	Mar	May

Strategy 2 Details	Reviews			
<p>Strategy 2: LLI intervention 30 minutes 4 times a week and Istation usage of 60 minutes a week will be utilized for intervention of students not performing at grade level.</p> <p>Strategy's Expected Result/Impact: ROI reports on Istation measure progress MAP BOY/MOY/EOY</p> <p>Staff Responsible for Monitoring: MCLS teachers Leadership</p> <p>Title I: 2.4, 2.5</p> <p>- TEA Priorities: Build a foundation of reading and math</p> <p>- ESF Levers: Lever 5: Effective Instruction</p>	Formative			Summative
	Oct	Jan	Mar	May
<div style="display: flex; justify-content: space-around; align-items: center;">  No Progress  Accomplished  Continue/Modify  Discontinue </div>				

Board Goal 2: Through foundational excellence, talent development and the learning journey, the percentage of 3rd grade students reading at or above grade level will increase from 35% to 45% by May 2024.

Performance Objective 3: By the end of the 2023 school year, 70% of first grade students will meet their projected reading RIT growth standard on NWEA MAP assessment.

2022 59%





Indicators of Success:

Growth (MAP) - % of student end of year RIT score met or exceeded individual growth projections based upon MAP - 2024 Goal: 58%, Academic Gaps - The performance of ECISD student subgroups compared to their peers across the state of Texas (Domain 3) - 2024 Goal: 51%

Evaluation Data Sources: MAP

Istation

Strategy 1 Details	Reviews			
<p>Strategy 1: Team Leads and leadership will implement the Data-Driven Instructional process, develop TEKS knowledge (Know/Show charts), implement the coaching model of Observation/Feedback, and analyze student work to ensure mastery of learning objectives during PLCs.</p> <p>Strategy's Expected Result/Impact: Student progress evident in monthly Istation tests and MAP assessments 3 times a year</p> <p>Staff Responsible for Monitoring: Team Leads Admin Teachers</p> <p>Title I: 2.4, 2.5</p> <p>- TEA Priorities: Improve low-performing schools</p> <p>- ESF Levers: Lever 5: Effective Instruction</p>	Formative			Summative
	Oct	Jan	Mar	May

Strategy 2 Details	Reviews			
<p>Strategy 2: LLI intervention 30 minutes 4 times a week and Istation usage of 60 minutes a week will be utilized for intervention of students not performing at grade level.</p> <p>Strategy's Expected Result/Impact: Student progress evident in monthly Istation tests and MAP assessments 3 times a year</p> <p>Staff Responsible for Monitoring: MCLS Leadership Teachers Title I tutor</p> <p>Title I: 2.4, 2.5 - TEA Priorities: Recruit, support, retain teachers and principals, Build a foundation of reading and math - ESF Levers: Lever 5: Effective Instruction</p>	Formative			Summative
	Oct	Jan	Mar	May
	Empty review cells			
<div style="display: flex; justify-content: space-around; align-items: center;">  No Progress  Accomplished  Continue/Modify  Discontinue </div>				

Board Goal 2: Through foundational excellence, talent development and the learning journey, the percentage of 3rd grade students reading at or above grade level will increase from 35% to 45% by May 2024.

Performance Objective 4: By the end of the 2023 school year, 70% of second grade students will meet their projected RIT growth standard on Reading NWEA MAP assessment.
2022 44%





Indicators of Success:

Growth (MAP) - % of student end of year RIT score met or exceeded individual growth projections based upon MAP - 2024 Goal: 58%, Academic Gaps - The performance of ECISD student subgroups compared to their peers across the state of Texas (Domain 3) - 2024 Goal: 51%, 3rd Grade Composite (reading and math) - % of 3rd grade students achieving the meets or exceeds standard in both reading and math on STAAR - 2024 Goal: 35%

Evaluation Data Sources: MAP

Istation
SCAS

Strategy 1 Details	Reviews			
<p>Strategy 1: Team Leads and leadership will implement the Data-Driven Instructional process, develop TEKS knowledge (Know/Show charts), implement the coaching model of Observation/Feedback, and analyze student work to ensure mastery of learning objectives during PLCs.</p> <p>Strategy's Expected Result/Impact: Student progress evident in monthly Istation tests and MAP assessments 3 times a year</p> <p>Staff Responsible for Monitoring: Teachers Team Leads Leadership</p> <p>Title I: 2.4, 2.5 - TEA Priorities: Improve low-performing schools - ESF Levers: Lever 5: Effective Instruction</p>	Formative			Summative
	Oct	Jan	Mar	May
	Empty review cells			

Strategy 2 Details	Reviews			
<p>Strategy 2: LLI intervention 30 minutes 4 times a week and Istation usage of 60 minutes a week will be utilized for intervention of students not performing at grade level.</p> <p>Title I: 2.4, 2.5</p> <p>- TEA Priorities: Build a foundation of reading and math, Improve low-performing schools</p> <p>- ESF Levers: Lever 5: Effective Instruction</p>	Formative			Summative
	Oct	Jan	Mar	May
<div style="display: flex; justify-content: space-around; align-items: center;">  No Progress  Accomplished  Continue/Modify  Discontinue </div>				

Board Goal 2: Through foundational excellence, talent development and the learning journey, the percentage of 3rd grade students reading at or above grade level will increase from 35% to 45% by May 2024.

Performance Objective 5: By the end of the 2023 school year, 70% of third grade students will meet their projected RIT growth standard on Reading NWEA MAP assessment.

2022 61%

Indicators of Success:





Attendance - % of student daily attendance - 2024 Goal: 95%, Growth (MAP) - % of student end of year RIT score met or exceeded individual growth projections based upon MAP - 2024 Goal: 58%, Academic Gaps - The performance of ECISD student subgroups compared to their peers across the state of Texas (Domain 3) - 2024 Goal: 51%, 3rd Grade Composite (reading and math) - % of 3rd grade students achieving the meets or exceeds standard in both reading and math on STAAR - 2024 Goal: 35%

Evaluation Data Sources: MAP

Istation

SCAs

Strategy 1 Details	Reviews			
<p>Strategy 1: DDI will be utilized in PLCs to complete Know Shows, work through the Exemplar and later analyze student work and revisit the Know Show to perfect instructional planning and delivery.</p> <p>Strategy's Expected Result/Impact: Student academic growth as evidenced in Istation monthly tests and MAP assessments 3 times a year. Target 70% growth</p> <p>Staff Responsible for Monitoring: MCLs Leadership Teachers</p> <p>Title I: 2.4, 2.5 - TEA Priorities: Recruit, support, retain teachers and principals - ESF Levers: Lever 5: Effective Instruction</p>	Formative			Summative
	Oct	Jan	Mar	May

Strategy 2 Details	Reviews			
<p>Strategy 2: Title I tutor will provide additional targeted support. Strategy's Expected Result/Impact: 71% MAP Reading Growth Staff Responsible for Monitoring: Title I Tutor</p> <p>Title I: 2.4 - TEA Priorities: Build a foundation of reading and math, Improve low-performing schools - ESF Levers: Lever 5: Effective Instruction</p>	Formative			Summative
	Oct	Jan	Mar	May
<div style="display: flex; justify-content: space-around; align-items: center;">  No Progress  Accomplished  Continue/Modify  Discontinue </div>				





Board Goal 2: Through foundational excellence, talent development and the learning journey, the percentage of 3rd grade students reading at or above grade level will increase from 35% to 45% by May 2024.

Performance Objective 6: By the end of the 22-2023 school year, 70% of PK students will demonstrate growth on Circle assessment.

Indicators of Success:

Attendance - % of student daily attendance - 2024 Goal: 95%, Kindergarten Readiness - % of students meeting kindergarten readiness benchmark - 2024 Goal: 65%

Evaluation Data Sources: Circle Assessment, formal and informal assessments.





Strategy 1 Details	Reviews			
<p>Strategy 1: Teachers will monitor student progress, use data driven instruction processes and provide targeted intervention when needed.</p> <p>Strategy's Expected Result/Impact: Increase number of students achieving Meets/on grade level</p> <p>Staff Responsible for Monitoring: Teachers and Leadership Team</p> <p>- TEA Priorities: Build a foundation of reading and math, Improve low-performing schools</p> <p>- ESF Levers: Lever 2: Effective, Well-Supported Teachers, Lever 4: High-Quality Curriculum, Lever 5: Effective Instruction</p>	Formative			Summative
	Oct	Jan	Mar	May
Strategy 2 Details	Reviews			
<p>Strategy 2: PK teachers will implement Conscious Discipline to meet student needs.</p> <p>Strategy's Expected Result/Impact: Improved student academic and social behaviors.</p> <p>Staff Responsible for Monitoring: PK Teachers, Counselor, Administrators</p> <p>- TEA Priorities: Build a foundation of reading and math, Improve low-performing schools</p> <p>- ESF Levers: Lever 2: Effective, Well-Supported Teachers, Lever 3: Positive School Culture, Lever 5: Effective Instruction</p>	Formative			Summative
	Oct	Jan	Mar	May
<div style="display: flex; justify-content: space-around; align-items: center;">  No Progress  Accomplished  Continue/Modify  Discontinue </div>				

Board Goal 2: Through foundational excellence, talent development and the learning journey, the percentage of 3rd grade students reading at or above grade level will increase from 35% to 45% by May 2024.

Performance Objective 7: The campus teacher retention rate will increase from 51% in 2022 to 75% in 2023

Evaluation Data Sources: walk-throughs, data, surveys
 TTESS
 Opportunity culture

Strategy 1 Details	Reviews			
<p>Strategy 1: Coaching will be implemented by instructional leaders through the use of observation and coaching in order to identify areas of instructional need and teacher growth.</p> <p>Strategy's Expected Result/Impact: Grow highly effective teachers that result in student performance Support teacher growth</p> <p>Staff Responsible for Monitoring: Leadership team</p> <p>- TEA Priorities: Recruit, support, retain teachers and principals, Improve low-performing schools</p>	Formative			Summative
	Oct	Jan	Mar	May
Strategy 2 Details	Reviews			
<p>Strategy 2: Team Leads in Kinder-2nd will improve a team of teachers' abilities to effectively plan for and deliver high-quality instruction in pursuit of better outcomes for students</p> <p>Strategy's Expected Result/Impact: Overall growth in MAP reading and math. 70%</p> <p>Staff Responsible for Monitoring: Team Leads, Leadership Grade Level Teachers</p> <p>Title I: 2.4, 2.5</p> <p>- TEA Priorities: Improve low-performing schools</p> <p>- ESF Levers: Lever 3: Positive School Culture, Lever 5: Effective Instruction</p>	Formative			Summative
	Oct	Jan	Mar	May

Strategy 3 Details	Reviews			
<p>Strategy 3: Implement targeted and personalized strategies to support and retain staff, particularly high-performing staff.</p> <p>Strategy's Expected Result/Impact: Improve staff retention Panorama Survey results improve Target 85% Staff Belonging</p> <p>Staff Responsible for Monitoring: Administrators Counselor</p> <p>Title I: 2.4</p> <p>- TEA Priorities: Recruit, support, retain teachers and principals, Improve low-performing schools</p> <p>- ESF Levers: Lever 1: Strong School Leadership and Planning, Lever 3: Positive School Culture</p>	Formative			Summative
	Oct	Jan	Mar	May
<div style="display: flex; justify-content: space-around; align-items: center;">  No Progress  Accomplished  Continue/Modify  Discontinue </div>				





Board Goal 2: Through foundational excellence, talent development and the learning journey, the percentage of 3rd grade students reading at or above grade level will increase from 35% to 45% by May 2024.

Performance Objective 8: Goliad will provide 5 workshops to engage families in student data conferences.

Indicators of Success:

Attendance - % of student daily attendance - 2024 Goal: 95%, Kindergarten Readiness - % of students meeting kindergarten readiness benchmark - 2024 Goal: 65%, Academic Gaps - The performance of ECISD student subgroups compared to their peers across the state of Texas (Domain 3) - 2024 Goal: 51%, School Connectedness - The belief held by students that adults and peers in the school care about their learning as well as about them as individuals - 2024 Goal: 63%

Evaluation Data Sources: Title I Meetings, conferences, workshops, agendas, surveys

Strategy 1 Details	Reviews			
<p>Strategy 1: Goliad will conduct at least 2 curriculum nights for Goliad Families.</p> <p>Strategy's Expected Result/Impact: Increase parent engagement, student academic growth and attendance.</p> <p>Staff Responsible for Monitoring: Administrators, Office Staff & Teachers</p> <p>- TEA Priorities: Build a foundation of reading and math, Improve low-performing schools</p> <p>- ESF Levers: Lever 1: Strong School Leadership and Planning, Lever 3: Positive School Culture, Lever 5: Effective Instruction</p> <p>Funding Sources: Parenting Partners Resources - Title One School- Improvement - \$3,000</p>	Formative			Summative
	Oct	Jan	Mar	May
Strategy 2 Details	Reviews			
<p>Strategy 2: Staff will provide at least 4 Parenting Partners Workshops.</p> <p>Title I: 2.6, 4.1</p> <p>- TEA Priorities: Improve low-performing schools</p> <p>- ESF Levers: Lever 3: Positive School Culture</p> <p>Funding Sources: Parenting Partners Workshop training/materials - Title One School- Improvement</p>	Formative			Summative
	Oct	Jan	Mar	May
<p style="text-align: center;">  No Progress  Accomplished  Continue/Modify  Discontinue </p>				

Board Goal 3: Through foundational excellence, talent development and the learning journey, the percentage of high school graduates considered College, Career or Military Ready will increase from 56% to 65% by May 2024.





Performance Objective 1: Panorama data in the area of School Connectedness will increase from 78%-83% in grades 3-5 by the end of the 2023 school year.

Indicators of Success:

Attendance - % of student daily attendance - 2024 Goal: 95%, College, Career, and Military Readiness - % of current seniors meeting at least one accountability indicator by the fall of their senior year - 2024 Goal: 27%, School Connectedness - The belief held by students that adults and peers in the school care about their learning as well as about them as individuals - 2024 Goal: 63%

Evaluation Data Sources: Panorama Survey- Improve School Connectedness-Survey
7 Mindsets

Strategy 1 Details	Reviews			
<p>Strategy 1: Staff will engage in professional learning about SEL/7mindset research and practice and implement daily for 10-15 minutes.</p> <p>Strategy's Expected Result/Impact: Improve self regulation behaviors Increased attendance staff and students. Increase results in Panorama Survey</p> <p>Staff Responsible for Monitoring: Counselor Admin</p> <p>Title I: 2.4 - TEA Priorities: Connect high school to career and college, Improve low-performing schools - ESF Levers: Lever 3: Positive School Culture</p>	Formative			Summative
	Oct	Jan	Mar	May

Strategy 2 Details	Reviews			
<p>Strategy 2: School counselor will conduct SEL lesson in classrooms twice a month.</p> <p>Strategy's Expected Result/Impact: Students will apply SEL strategies to help self-regulate their emotions. Increased results on student and staff well-being and supports on the Panorama survey.</p> <p>Staff Responsible for Monitoring: Counselor Admin Teachers</p> <p>Title I: 2.4, 2.5, 2.6</p> <p>- TEA Priorities: Improve low-performing schools</p> <p>- ESF Levers: Lever 3: Positive School Culture</p>	Formative			Summative
	Oct	Jan	Mar	May
<div style="display: flex; justify-content: space-around; align-items: center;"> <div style="text-align: center;">  No Progress </div> <div style="text-align: center;">  Accomplished </div> <div style="text-align: center;">  Continue/Modify </div> <div style="text-align: center;">  Discontinue </div> </div>				

Board Goal 3: Through foundational excellence, talent development and the learning journey, the percentage of high school graduates considered College, Career or Military Ready will increase from 56% to 65% by May 2024.

Performance Objective 2: 100% of Goliad Elementary teachers in grades 3rd-5th grade will implement at least one AVID strategy per week during the 2022-23 school year.

Indicators of Success:

Growth (STAAR) - % of students who meet or exceed the STAAR progress measure - 2024 Goal: 75%, College, Career, and Military Readiness - % of current seniors meeting at least one accountability indicator by the fall of their senior year - 2024 Goal: 27%, School Connectedness - The belief held by students that adults and peers in the school care about their learning as well as about them as individuals - 2024 Goal: 63%

Evaluation Data Sources: Lesson Plan,
Walkthroughs
PLCs

Strategy 1 Details	Reviews			
<p>Strategy 1: AVID coordinator will model and share at least one AVID strategy during PLCS once a month. Strategy's Expected Result/Impact: Improves student achievement and growth. Improve student organization. Staff Responsible for Monitoring: 3rd-5th teachers Administrators Counselor</p> <p>TEA Priorities: Build a foundation of reading and math, Improve low-performing schools - ESF Levers: Lever 4: High-Quality Curriculum, Lever 5: Effective Instruction</p>	Formative			Summative
	Oct	Jan	Mar	May
Strategy 2 Details	Reviews			
<p>Strategy 2: Teachers in grades 3rd-5th will implement AVID planners effectively. Strategy's Expected Result/Impact: Increase student attendance Increase Student outcomes socially, emotionally, and academically.</p>	Formative			Summative
	Oct	Jan	Mar	May

Staff Responsible for Monitoring: Counselor and teachers

Title I:

2.5


- TEA Priorities:


Improve low-performing schools

- ESF Levers:

Lever 2: Effective, Well-Supported Teachers, Lever 3: Positive School Culture

 No Progress

 Accomplished

 Continue/Modify

 Discontinue

Board Goal 3: Through foundational excellence, talent development and the learning journey, the percentage of high school graduates considered College, Career or Military Ready will increase from 56% to 65% by May 2024.

Performance Objective 3: 100% of students identified as Other Special Populations (OSP - MV Homeless, Foster and Military-Connected) youth will be prioritized and receive additional services designed to increase academic performance and decrease dropout rates.

Indicators of Success:





Attendance - % of student daily attendance - 2024 Goal: 95%, Academic Gaps - The performance of ECISD student subgroups compared to their peers across the state of Texas (Domain 3) - 2024 Goal: 51%, School Connectedness - The belief held by students that adults and peers in the school care about their learning as well as about them as individuals - 2024 Goal: 63%

Evaluation Data Sources: Attendance

MAP data

STAAR data

Strategy 1 Details	Reviews			
<p>Strategy 1: Communities in Schools Rep (CIS) and school counselor will provide interventions to help remove barriers to school attendance and success. Interventions will be systematically applied and documented in Eduphoria or in the OSP MV documentation sheets.</p> <p>Strategy's Expected Result/Impact: Barriers will be removed so student attendance will be expected to increase to campus goal.</p> <p>Staff Responsible for Monitoring: CIS Rep Counselor Admin</p> <p>- TEA Priorities: Build a foundation of reading and math, Connect high school to career and college, Improve low-performing schools</p> <p>- ESF Levers: Lever 2: Effective, Well-Supported Teachers, Lever 3: Positive School Culture, Lever 5: Effective Instruction</p>	Formative			Summative
	Oct	Jan	Mar	May

Strategy 2 Details	Reviews			
<p>Strategy 2: Targeted small group intervention will be provided to students identified OSP/MV.</p> <p>Strategy's Expected Result/Impact: Improve attendance to school goal of 94% and student growth measures improves to 70% based on MAP growth.</p> <p>Staff Responsible for Monitoring: Title I tutor Admin Teachers</p> <p>Title I: 2.6</p> <p>- TEA Priorities: Connect high school to career and college, Improve low-performing schools</p> <p>- ESF Levers: Lever 3: Positive School Culture, Lever 5: Effective Instruction</p>	Formative			Summative
	Oct	Jan	Mar	May
<div style="display: flex; justify-content: space-around; align-items: center;"> <div style="text-align: center;">  No Progress </div> <div style="text-align: center;">  Accomplished </div> <div style="text-align: center;">  Continue/Modify </div> <div style="text-align: center;">  Discontinue </div> </div>				

Board Goal 3: Through foundational excellence, talent development and the learning journey, the percentage of high school graduates considered College, Career or Military Ready will increase from 56% to 65% by May 2024.

Performance Objective 4: 100% of Goliad Elementary's Staff will provide a safe and supportive learning environment by providing all staff with relevant training on district-wide policies and procedures.





Indicators of Success:

Attendance - % of student daily attendance - 2024 Goal: 95%, Growth (STAAR) - % of students who meet or exceed the STAAR progress measure - 2024 Goal: 75%, Growth (MAP) - % of student end of year RIT score met or exceeded individual growth projections based upon MAP - 2024 Goal: 58%, Academic Gaps - The performance of ECISD student subgroups compared to their peers across the state of Texas (Domain 3) - 2024 Goal: 51%, School Connectedness - The belief held by students that adults and peers in the school care about their learning as well as about them as individuals - 2024 Goal: 63%

Evaluation Data Sources: Relay school culture plans rubric, student data in Eduphoria, and PEIMS data.

Strategy 1 Details	Reviews			
<p>Strategy 1: All staff will complete all required ethics, safe schools training, trauma, sexual harassment training and other district required training.</p> <p>Strategy's Expected Result/Impact: A safe and supportive environment.</p> <p>Staff Responsible for Monitoring: Principals and Leadership Team Classroom Teachers and Counselor</p> <p>- TEA Priorities: Improve low-performing schools</p> <p>- ESF Levers: Lever 1: Strong School Leadership and Planning, Lever 2: Effective, Well-Supported Teachers</p>	Formative			Summative
	Oct	Jan	Mar	May
Strategy 2 Details	Reviews			
<p>Strategy 2: Goliad will establish school wide systems, routines and expectations through the use of Relay, Conscious Discipline, CHAMPS, and AVID strategies.</p> <p>Strategy's Expected Result/Impact: Provide a safe and supportive environment for staff and teachers.</p> <p>Staff Responsible for Monitoring: Staff</p> <p>- TEA Priorities: Improve low-performing schools</p> <p>- ESF Levers: Lever 1: Strong School Leadership and Planning, Lever 2: Effective, Well-Supported Teachers, Lever 3: Positive School Culture</p>	Formative			Summative
	Oct	Jan	Mar	May

Strategy 3 Details	Reviews			
<p>Strategy 3: The ECISD comprehensive Guidance and Counseling curriculum will continue to be implemented in PK-5 to implement lessons that will include dating violence, child abuse, bullying, conflict resolution, substance abuse, self efficacy, decision making, behavior and other social-emotional topics.</p> <p>Strategy's Expected Result/Impact: Students will develop social emotional skills and learn how to self-regulate their emotions. Teachers will develop strategies to reinforce in the classroom.</p> <p>Staff Responsible for Monitoring: Administrators Counselor Classroom Teachers and aides</p> <p>- TEA Priorities: Improve low-performing schools</p> <p>- ESF Levers: Lever 3: Positive School Culture</p>	Formative			Summative
	Oct	Jan	Mar	May
Strategy 4 Details	Reviews			
<p>Strategy 4: ECISD will attach the district's freedom from bullying policy and procedures which includes how to prevent, identify, respond to and report bullying. Administrators will follow all legal requirements pertaining to incidents of bullying. School counselor will provide guidance lessons twice a month and implement programs to include bullying prevention at least twice a year.</p> <p>Strategy's Expected Result/Impact: Preventive measure established and implemented to prevent bullying. Students will know how to find help from an adult if they are being bullied.</p> <p>Staff Responsible for Monitoring: Administrators, Classroom Teachers and Counselor</p> <p>- TEA Priorities: Improve low-performing schools</p> <p>- ESF Levers: Lever 3: Positive School Culture</p>	Formative			Summative
	Oct	Jan	Mar	May

Strategy 5 Details	Reviews			
<p>Strategy 5: All School and SAS counselors will be trained yearly in ECISD crisis response procedures. All campus staff will be trained yearly during campus professional development concerning ECISD suicide prevention response procedures.</p> <p>Strategy's Expected Result/Impact: Administrators and counselor will train staff on suicide prevention response procedures. All staff will take immediate action when a situation arises.</p> <p>Staff Responsible for Monitoring: All Staff Administrators SAS Counselor and School Counselor</p> <p>- TEA Priorities: Improve low-performing schools</p> <p>- ESF Levers: Lever 3: Positive School Culture, Lever 5: Effective Instruction</p>	Formative			Summative
	Oct	Jan	Mar	May
Strategy 6 Details	Reviews			
<p>Strategy 6: Goliad will provide training on all safety drills for staff and practice with students.</p> <p>Strategy's Expected Result/Impact: Drills/calendar Feedback Safe and supportive learning environment Panorama Survey</p> <p>Staff Responsible for Monitoring: Administrators Counselor Teachers</p> <p>- TEA Priorities: Improve low-performing schools</p> <p>- ESF Levers: Lever 1: Strong School Leadership and Planning, Lever 2: Effective, Well-Supported Teachers, Lever 3: Positive School Culture</p>	Formative			Summative
	Oct	Jan	Mar	May
<div style="display: flex; justify-content: space-around; align-items: center;"> <div style="text-align: center;">  0% No Progress </div> <div style="text-align: center;">  100% Accomplished </div> <div style="text-align: center;">  Continue/Modify </div> <div style="text-align: center;">  Discontinue </div> </div>				