



# 2023 - 2024

## **(TAPR) ANNUAL REPORT**

TEXAS ACADEMIC PERFORMANCE REPORT

JANUARY 23, 2025



# 2023 - 2024 Accreditation Status & Financial Rating

2

The Texas Education Agency awards an accreditation status to each public school district and charter school. The accreditation status is based on the academic accountability rating and financial ratings from the Financial Integrity Rating System of Texas (FIRST). A district or charter must be accredited by the state to operate as a public school.

<b>FIRST Rating</b>	<b>State Accountability Rating (2022)</b>	<b>Accreditation Status*</b>
A = Superior Achievement	B	Accredited



# Accountability Rating

3

**2024 District Accountability Rating: DELAYED**

Academic Year	Overall Rating	Score
2022 - 2023	Delayed	Delayed
2021 - 2022	B	81
2020 - 2021	Not Rated*	N/A
2019 - 2020	Not Rated*	N/A
2018 - 2019	B	83
2017 - 2018	C	72

\*Given the impact of COVID-19, all districts and schools received a label of Not Rated: Declared State of Disaster for their 2019-20 and 2020-21 accountability ratings.

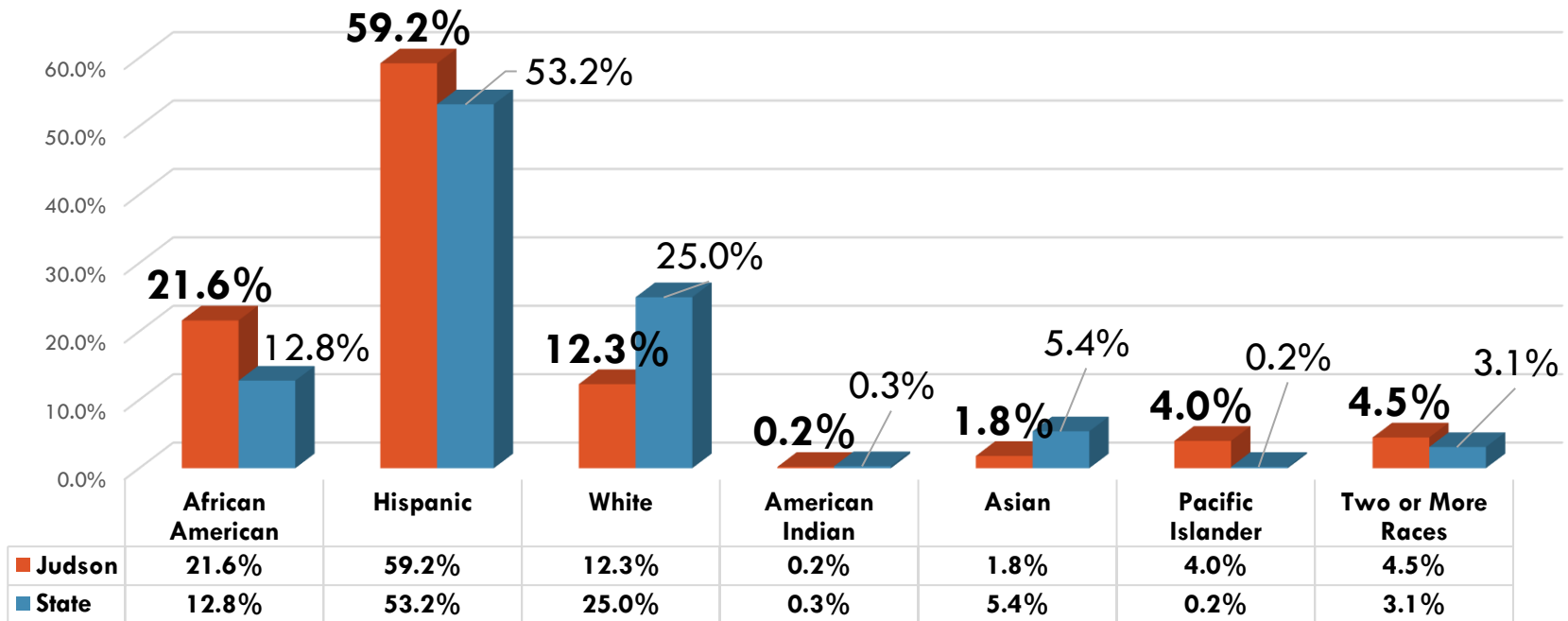


# Student Ethnic Information

## 2023 - 2024 JISD Total Enrollment: 23,848

- 70% of students are Economically Disadvantaged
- 12.4% of students are English Learners (EL)
- 68.5% of students are At-Risk

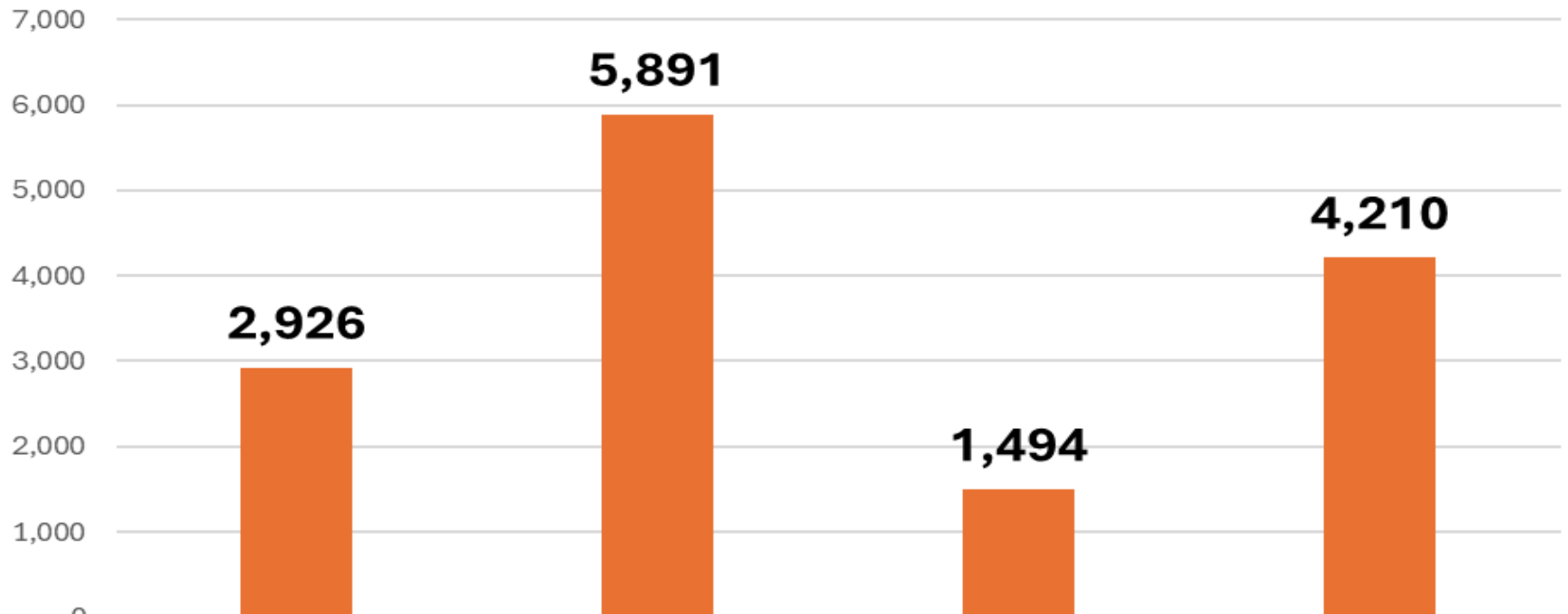
### 2023 - 2024 Ethnic Distribution





# Student Information

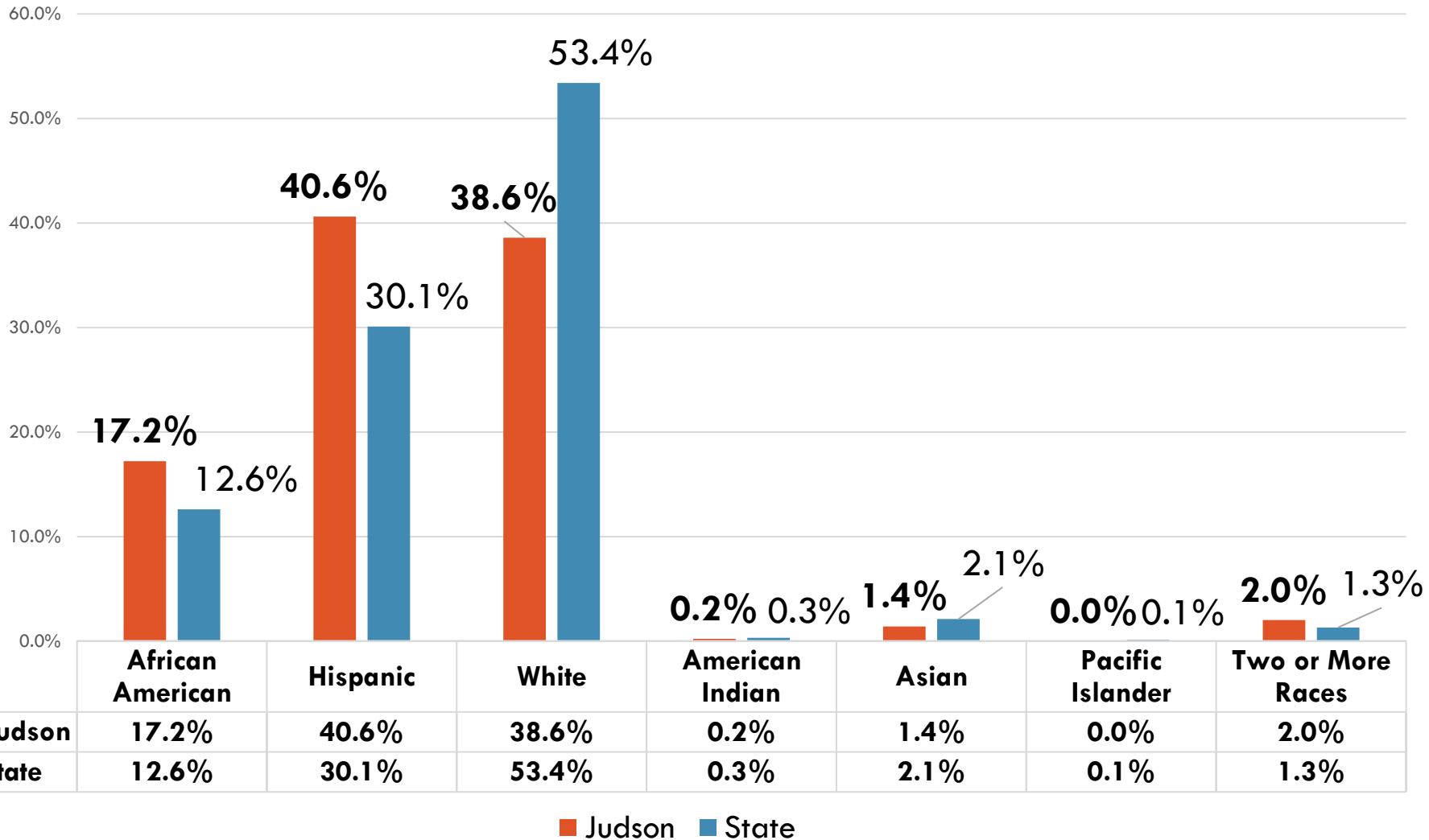
## Students Enrolled by Instructional Programs



2024	2,926	5,891	1,494	4,210
------	-------	-------	-------	-------

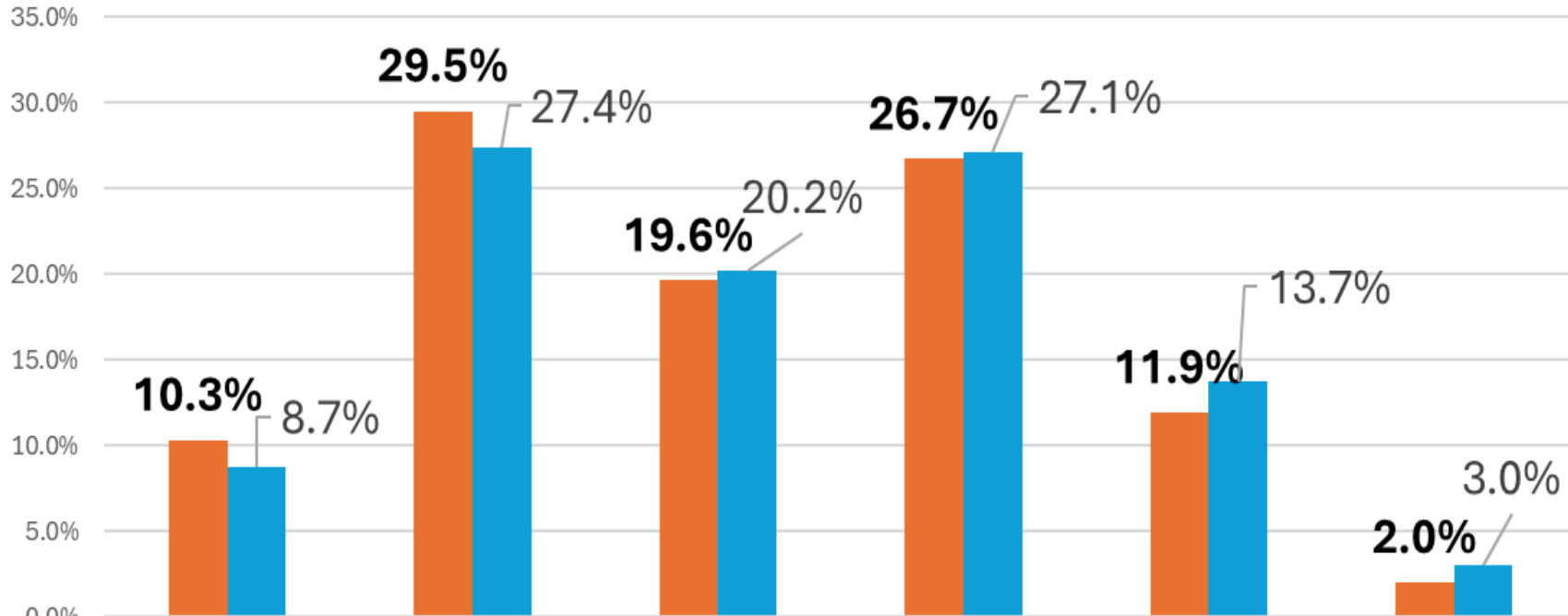


# Teacher Ethnic Distribution





# Teacher: Years of Experience

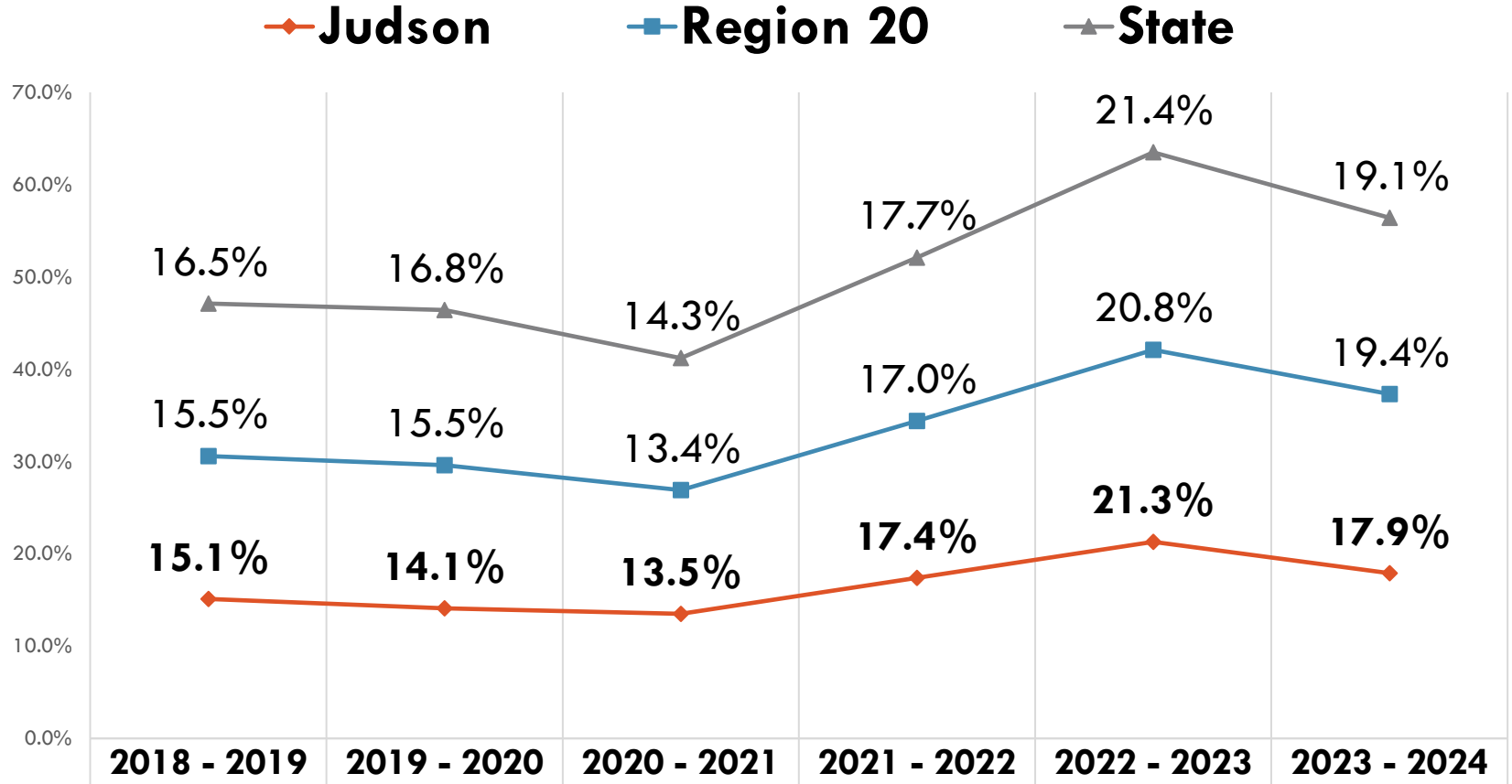


	Beginning (0)	1 - 5 Years	6 - 10 Years	11 - 20 Years	21 - 30 Years	Over 30 Years
Judson	10.3%	29.5%	19.6%	26.7%	11.9%	2.0%
State	8.7%	27.4%	20.2%	27.1%	13.7%	3.0%

Judson State



# Percent Teacher Turnover Rate

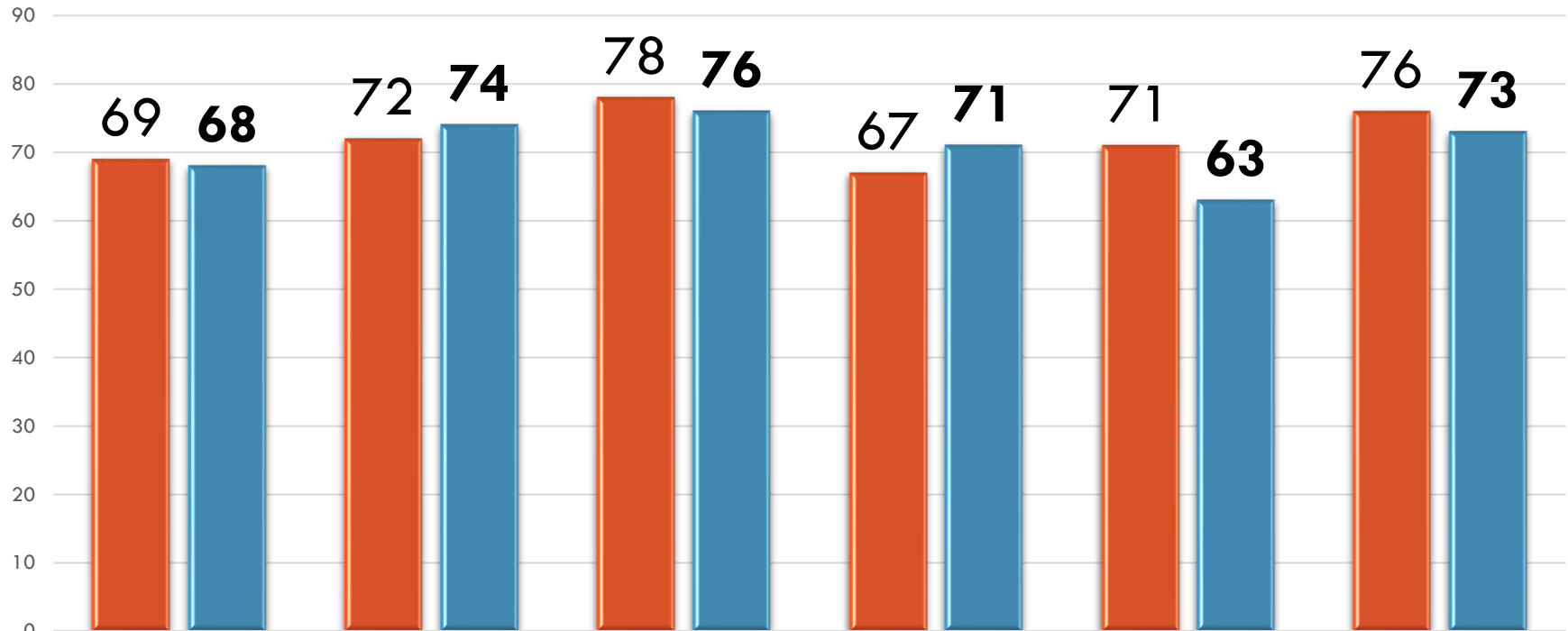


State	16.5%	16.8%	14.3%	17.7%	21.4%	19.1%
Region 20	15.5%	15.5%	13.4%	17.0%	20.8%	19.4%
Judson	15.1%	14.1%	13.5%	17.4%	21.3%	17.9%



# JISD STAAR Percent at Approaches Grade Level or Above

## Reading

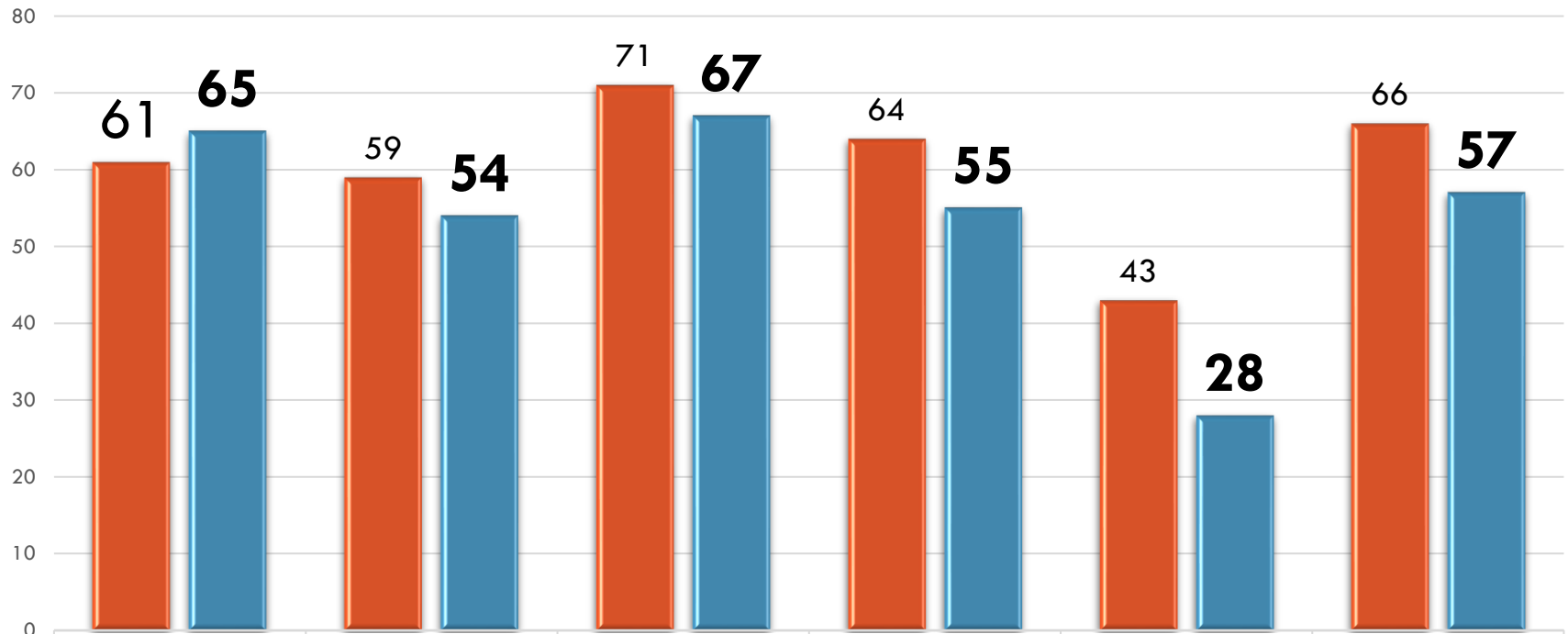


	Grade 3	Grade 4	Grade 5	Grade 6	Grade 7	Grade 8
■ 2023	69	72	78	67	71	76
■ 2024	68	74	76	71	63	73

■ 2023 ■ 2024

# JISD STAAR Percent at Approaches Grade Level or Above

## Mathematics

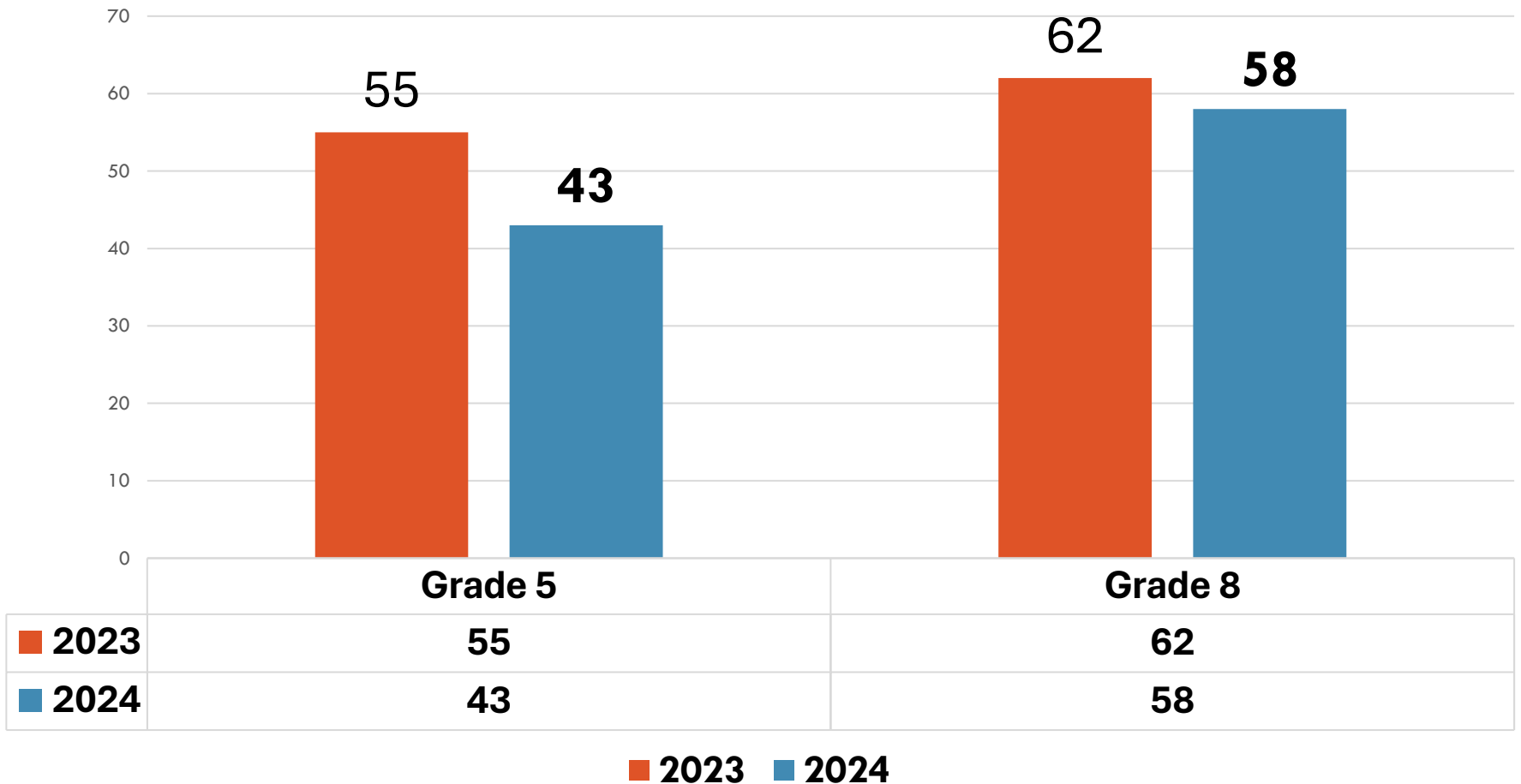


	Grade 3	Grade 4	Grade 5	Grade 6	Grade 7	Grade 8
2023	61	59	71	64	43	66
2024	65	54	67	55	28	57

2023 2024

# JISD STAAR Percent at Approaches Grade Level or Above

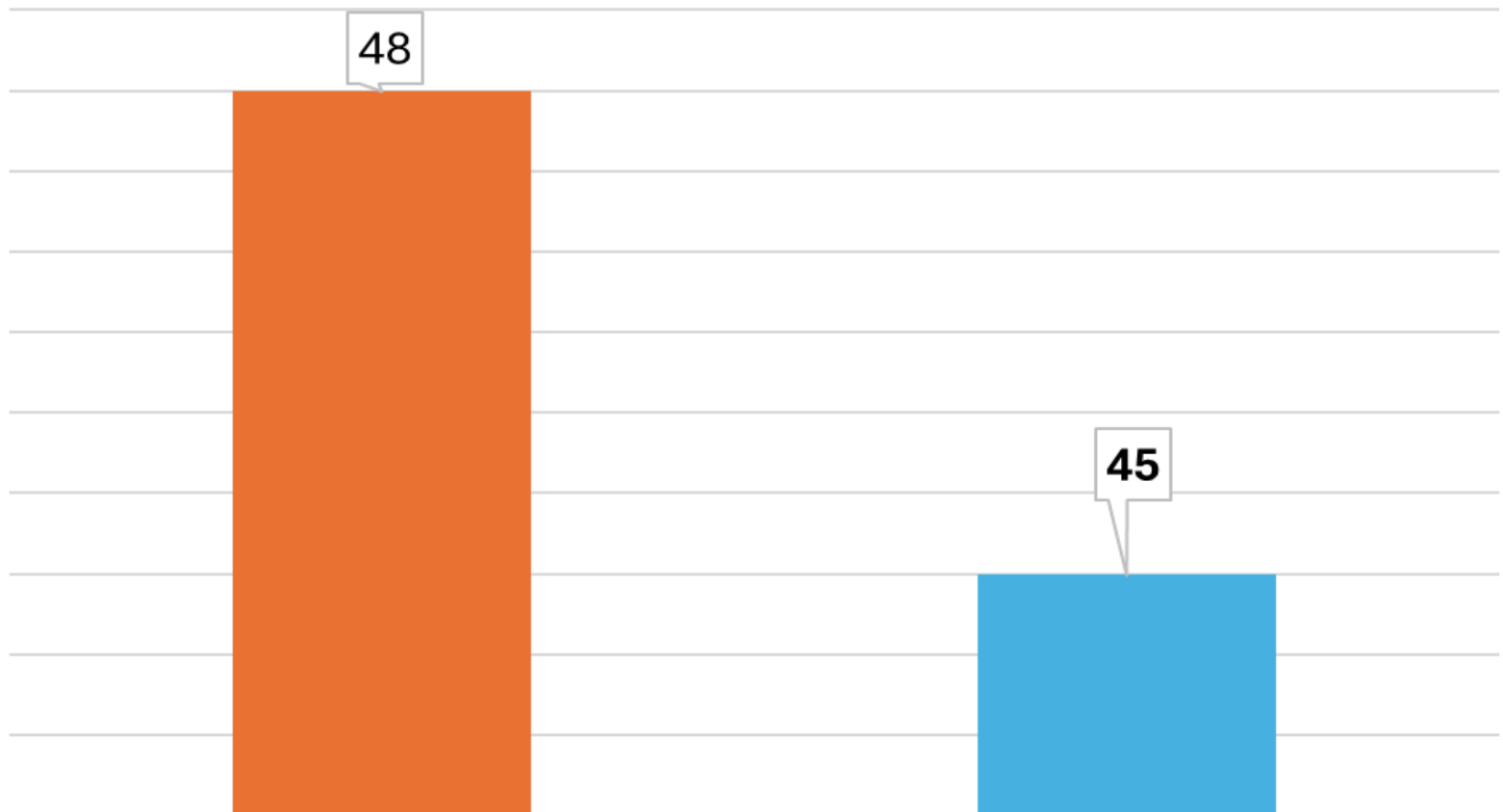
## Science



# JISD STAAR Percent at Approaches Grade Level or Above

12

## Social Studies



Grade 8

2023

48

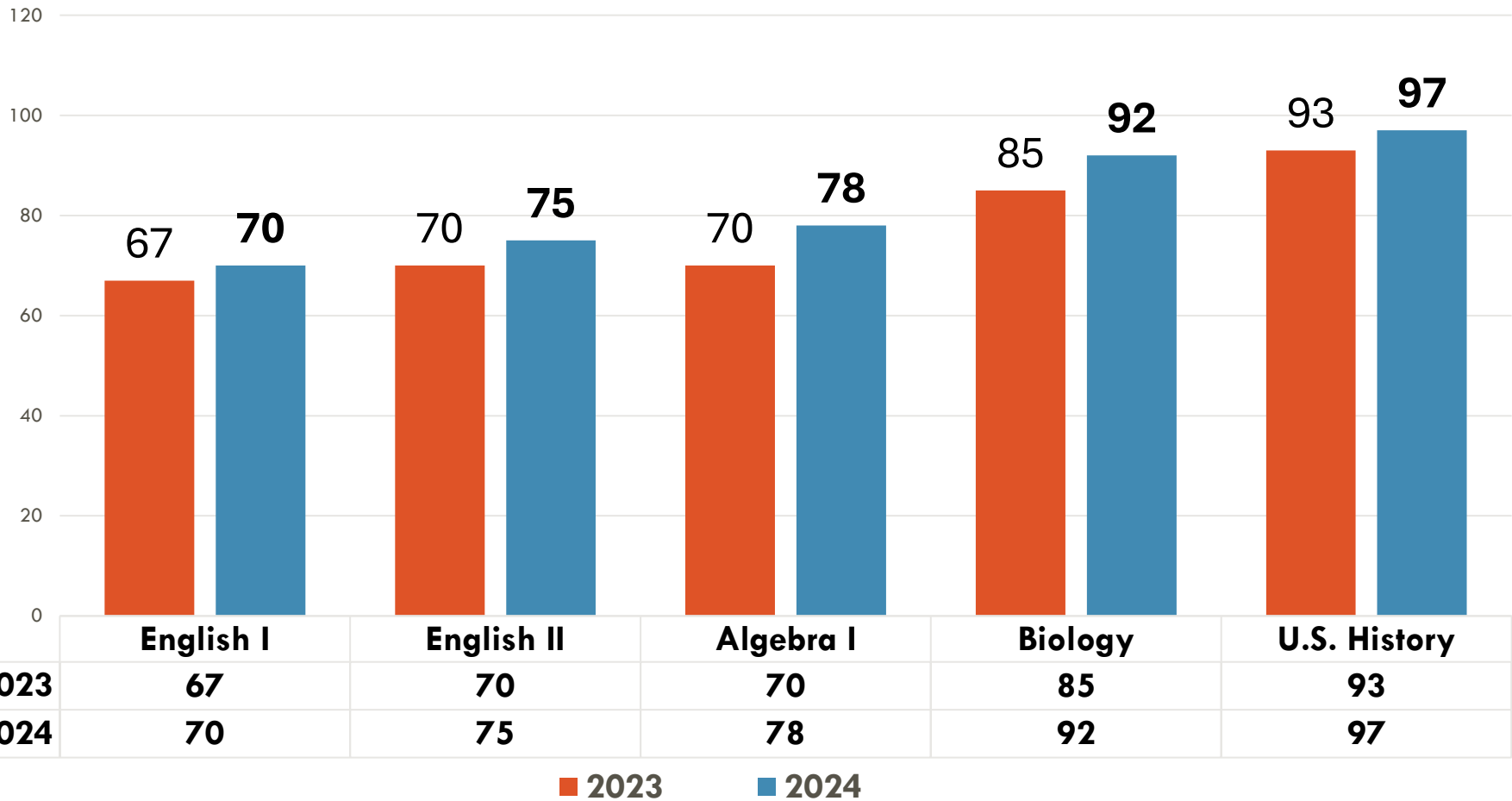
2024

45



# STAAR End of Course (EOC) Percent at Approaches Grade Level or Above

13

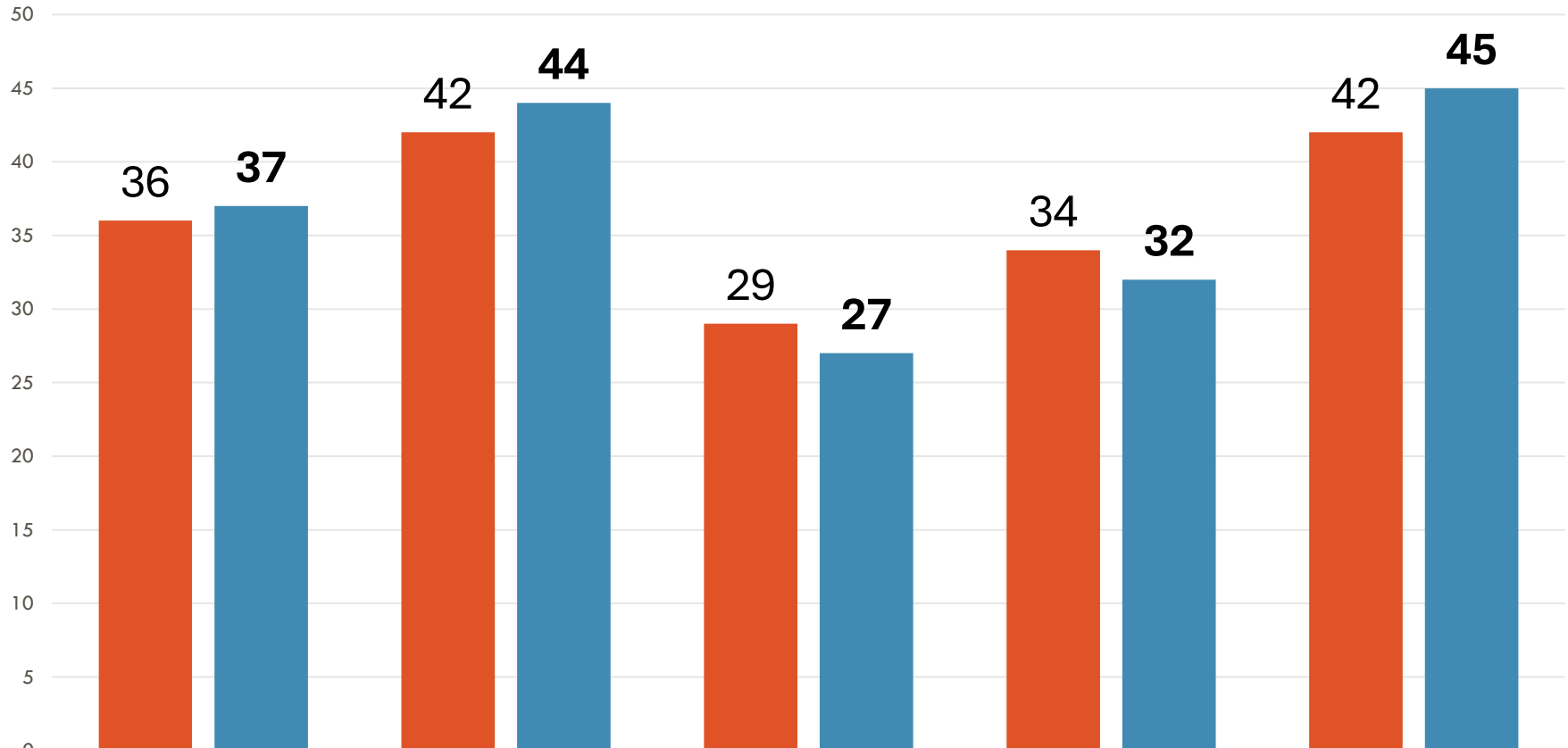


Includes cumulative performance from EOC assessments administered in June 2023, December 2023, and Spring 2024 which is the 2024 Accountability cycle



# STAAR Percent at Meets Grade Level or Above

14

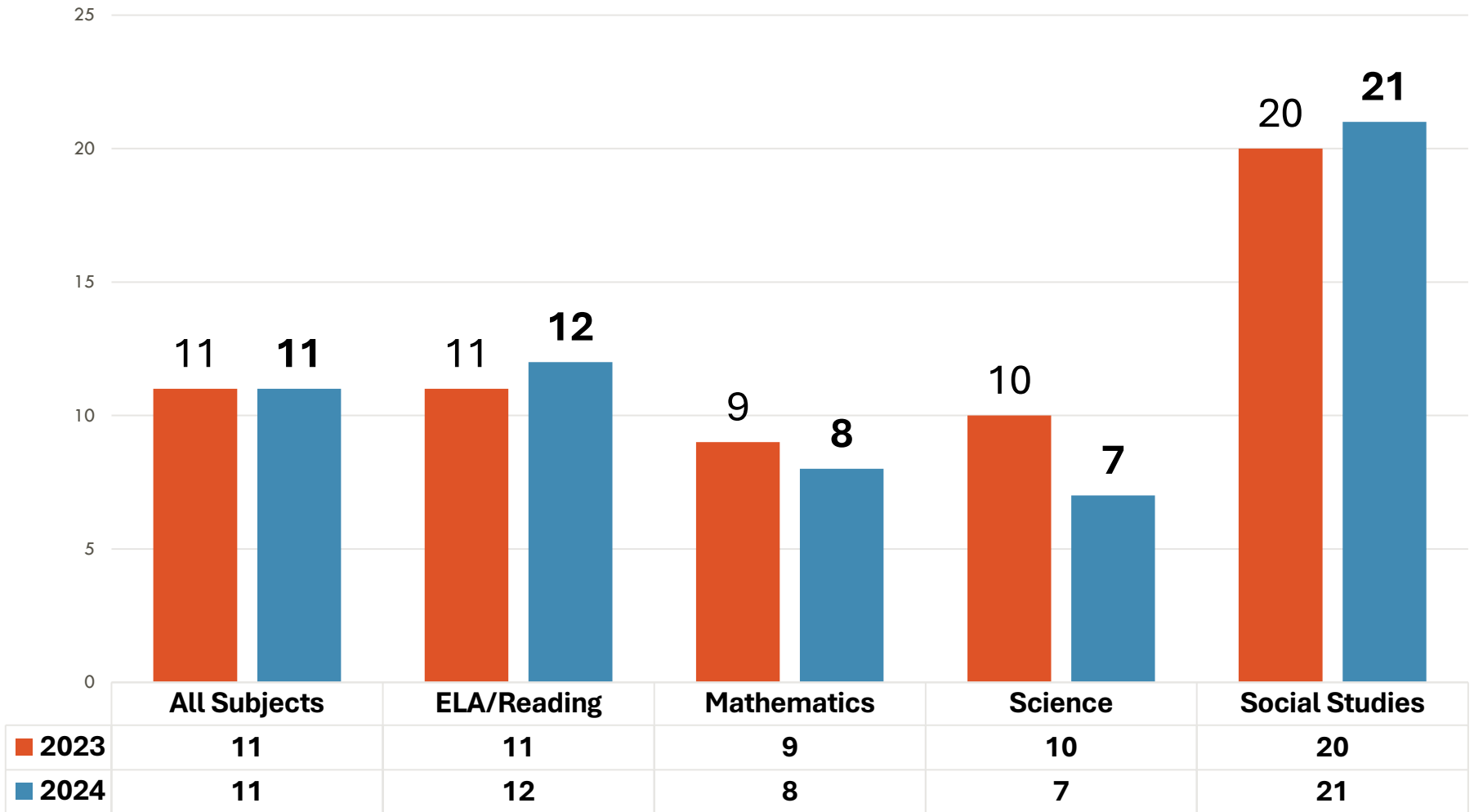


	All Subjects	ELA/Reading	Mathematics	Science	Social Studies
2023	36	42	29	34	42
2024	37	44	27	32	45

2023 2024



# STAAR Percent at Masters Grade Level



2023 2024

# HB 3 Goal

16

## Required Early Childhood goals

- for student growth on 3rd grade math & reading STAAR
- for students in each group evaluated under Domain 3: Closing the Gaps
- for professional development for K – 3 classroom teachers
- for students in bilingual or ESL programs.

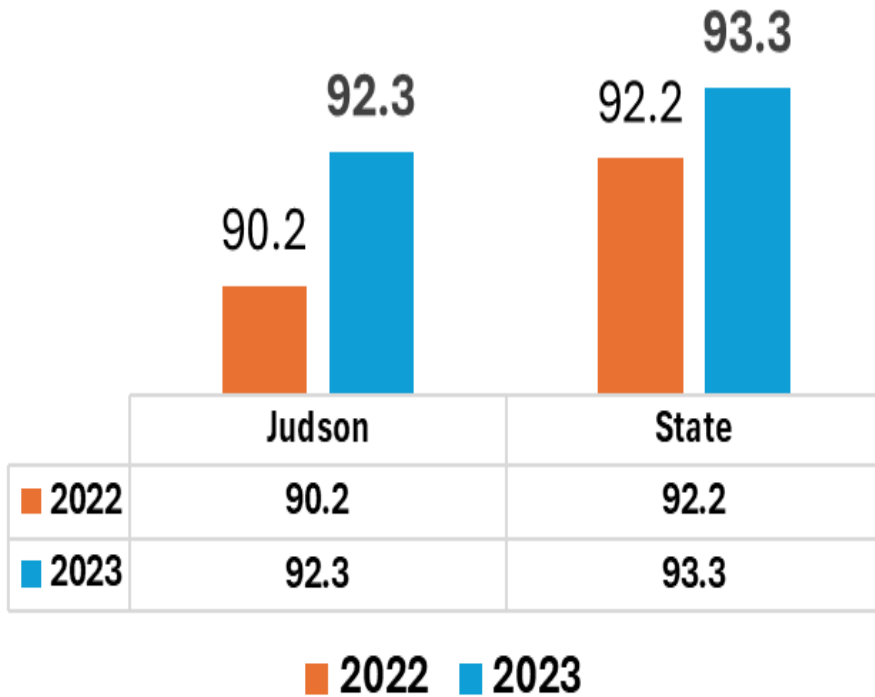
## College, Career, and Military Readiness (CCMR) plans

- for aggregate student growth on CCMR readiness indicators evaluated under the student achievement domain
- for students in each group evaluated under closing the gaps domain

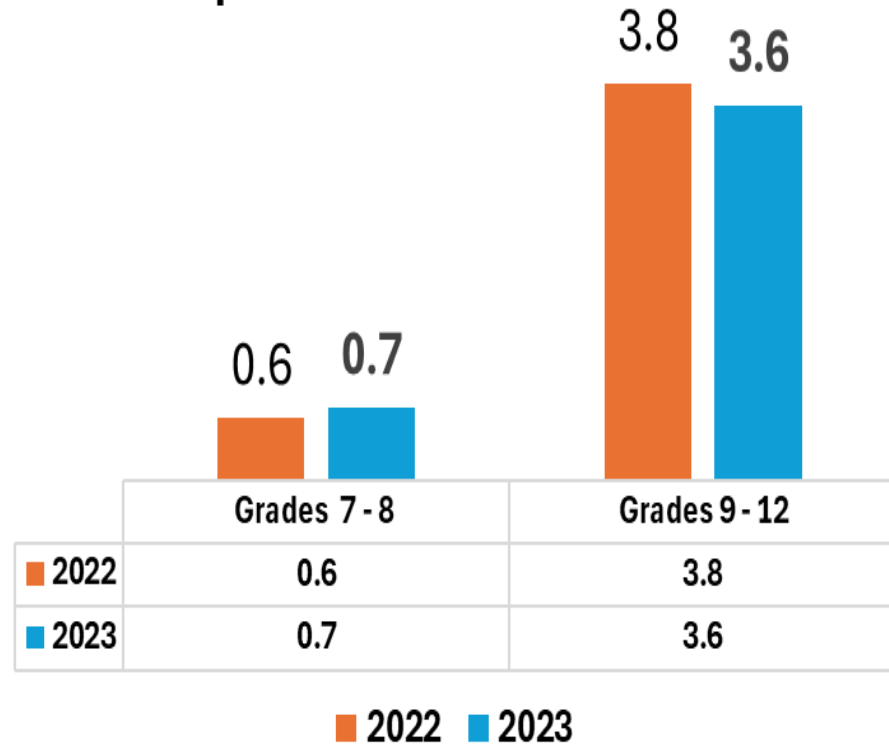


# JISD Attendance & Dropout Rates

## Attendance Rate



## Annual Dropout Rate



Only students in grades 1-12 are included in the calculations for attendance rate.

\*2-year lag

Annual dropout rates are shown for districts and campuses that serve grades 7-8 and/or 9-12.



# Graduation Rate

The *4-Year Longitudinal Rate*, consists of students who first attended ninth grade in 2019-2020. They are followed through their expected graduation with the class of 2023.

<b>Graduated</b>	<b>86.9%</b>
<b>Received TXCHSE*</b>	<b>0.3%</b>
<b>Continued HS</b>	<b>1.9%</b>
<b>Dropped Out</b>	<b>10.8%</b>

\*Certificate of High School Equivalency

- ❑ **11.6%** of Judson ISD high school students earned an Advanced/Dual-Credit course completion for the 2022 school year.
  
- ❑ AP and IB examination results: (11<sup>th</sup> & 12<sup>th</sup> students)
  - **11%** participation (all subjects)
  - **39.3%** AP/IB Results that exams met or exceeded exam criterion



# College, Career, and Military Readiness

		2021 - 22	2022 - 23
<b>College Ready Graduates</b>	<b>AP/IB Met Criteria in Any Subject</b>	<b>10.6%</b>	<b>10.1%</b>
	<b>TSI Criteria (ELA and Math)</b>	<b>34.4%</b>	<b>39.5%</b>
	<b>Dual Credit Criteria</b>	<b>16.9%</b>	<b>11.6%</b>
	<b>Associate's Degree</b>	<b>4.0%</b>	<b>4.8%</b>
<b>Career/Military Graduates</b>	<b>Approved Industry-Based Certification</b>	<b>14.8%</b>	<b>19.0%</b>
	<b>Level I or Level II Certificates</b>	<b>0.6%</b>	<b>0.1%</b>
	<b>Graduated with Completed Individual Education Program (IEP) and Workforce Readiness</b>	<b>4.4%</b>	<b>5.1%</b>
	<b>Graduates Under an Advanced Diploma Plan and Identified as a Current Special Education Student</b>	<b>5.5%</b>	<b>8.5%</b>
<b>Armed Forces Graduates</b>	<b>Graduates who enlist in U.S. Armed Forces</b>	<b>N/A</b>	<b>4.4%</b>

\*Reporting of U.S. Armed Forces Enlistment resumed in 2024.

# College, Career, and Military Readiness: MOY Class of 2025

<b>CCMR Criteria</b>	<b>January 2025</b>
<b>Seniors that have met CCMR Criteria</b>	<b>45%</b>
<b>TSIA/TSIA2 (ELAR)</b>	<b>28%</b>
<b>TSIA/TSIA2 (Math)</b>	<b>22%</b>
<b>ACT ELAR</b>	<b>18%</b>
<b>ACT Math</b>	<b>7%</b>
<b>SAT ELAR</b>	<b>32%</b>
<b>SAT Math</b>	<b>11%</b>
<b>College Prep ELAR</b>	<b>11%</b>
<b>College Prep Math</b>	<b>12%</b>
<b>ELAR—met any criteria</b>	<b>49%</b>
<b>Math—met any criteria</b>	<b>41%</b>
<b>TSI Met ELAR &amp; Math</b>	<b>37%</b>
<b>Dual Credit</b>	<b>11%</b>
<b>IBC</b>	<b>9%</b>



# 2022-2023 High School Graduates Enrolled in Texas Public Higher Education in Fall 2023

<b>015916009 Judson Early College Academy</b>		<b>015916001 Judson HS</b>	
Four-Year Public University	<b>31</b>	Four-Year Public University	<b>37</b>
Two-Year Public Colleges	<b>6</b>	Two-Year Public Colleges	<b>150</b>
Independent Colleges & Universities	<b>8</b>	Independent Colleges & Universities	<b>10</b>
Other Public/Ind 4-yr Institution	<b>21</b>	Other Public/Ind 4-yr Institution	<b>23</b>
Other Public/Ind 2-yr Institution	<b>6</b>	Other Public/Ind 2-yr Institution	<b>7</b>
Not Trackable	<b>4</b>	Not Trackable	<b>22</b>
Not Found	<b>23</b>	Not Found	<b>310</b>
<b>Total High School Graduates</b>	<b>93</b>	<b>Total High School Graduates</b>	<b>561</b>
<b>015916003 Judson Learning Academy</b>		<b>015916008 Karen Wagner HS</b>	
Four-Year Public University		Four-Year Public University	<b>45</b>
Two-Year Public Colleges	<b>10</b>	Two-Year Public Colleges	<b>136</b>
Independent Colleges & Universities		Independent Colleges & Universities	<b>11</b>
Other Public/Ind 4-yr Institution		Other Public/Ind 4-yr Institution	<b>19</b>
Other Public/Ind 2-yr Institution	<b>4</b>	Other Public/Ind 2-yr Institution	<b>1</b>
Not Trackable		Not Trackable	<b>20</b>
Not Found	<b>59</b>	Not Found	<b>254</b>
<b>Total High School Graduates</b>	<b>73</b>	<b>Total High School Graduates</b>	<b>486</b>

“Not found” graduates have standard ID numbers that were not found in the specific year at Texas higher education institutions

“Not trackable” graduates have a non-standard ID number that will not find a match at Texas higher education institutions

Source: The Higher Education Coordinating Board



# 2022-2023 High School Graduates Enrolled in Texas Public Higher Education in Fall 2023

<b>015916010 Veterans Memorial HS</b>	
Four-Year Public University	<b>40</b>
Two-Year Public Colleges	<b>117</b>
Independent Colleges & Universities	
Other Public/Ind 4-yr Institution	<b>29</b>
Other Public/Ind 2-yr Institution	<b>7</b>
Not Trackable	<b>8</b>
Not Found	<b>191</b>
Total High School Graduates	<b>392</b>

“Not found” graduates have standard ID numbers that were not found in the specific year at Texas higher education institutions

“Not trackable” graduates have a non-standard ID number that will not find a match at Texas higher education institutions

Source: *The Higher Education Coordinating Board*

# Violent and Criminal Incidents

24

Texas statute (TEC 39.053) requires every district to publish a report on violent and criminal incidents at campuses in the district by:

- Number, type and rate
- School prevention & interventions





# 2023 – 2024 Number of Violent or Criminal Incidents

25

02 - Conduct Punishable As A Felony	21
04 - Possessed, Sold, Used, Or Was Under The Influence Of Marijuana Or Other Controlled Substance - Only valid until September 1, 2023.	103
05 - Possessed, Sold, Used, Or Was Under The Influence Of An Alcoholic Beverage	10
07 - Public Lewdness Or Indecent Exposure	22
08 - Retaliation Against School Employee	1
09 - Based On Conduct For Felony Offenses In Title 5, Penal Code	1
10 - Based On Conduct For Felony Offenses Not In Title 5, Penal Code	1
11 - Brought Firearm To School Or Unlawful Carrying Of Handgun Penal Code 46.02	5
12 - Unlawful Carrying Of A Location-Restricted Knife Under Penal Code 46.02	3
14 - Elements Of Offense Relating To Prohibited Weapons Under Penal Code 46.05	2
21 - Violation Of Stu Code Of Conduct Not Under TEC 37.002(b), 37.006, or 37.007	5653
22 - Criminal Mischief	2
26 - Terroristic Threat	23
27 - Assault Under Penal Code 22.01(a)(1) Against School District Emp/Vol	14
28 - Assault Under Penal Code 22.01(a)(1) Against Non School District Emp/Vol	77
30 - Aggravated Assault Penal Code 22.02 Against Non School District Emp/Vol	1
35 - False Alarm/False Report	6
41 - Fighting/Mutual Combat Excludes All Offenses Under Penal Code 22.01	318
60 - Harassment Agst Emp of Sch Dist Under TX PC 42.07(a)(1), (2), (3), or (7)	5
61 - Bullying	7
62 - Possessed, Sold, Gave, Used, Delivered, Or Under Infl Of Marijuana Or THC	283
63 - Possessed, Sold, Gave, Delivered, Or Used E-Cigarette	5
64 - Possessed, Sold, Gave, Used, Delivered, Or Under Infl Other Controlled Sub	5



# 2023 – 2024 Number of Violent or Criminal Incidents

26

02 - Expulsion to JJAEP	6
05 - Out-of-school suspension	2611
06 - In-school suspension and related services	4095
07 - Placement in on or off campus DAEP / TEC 37.008	450
08 - Con't other dist's DAEP plcmnt	22
10 - Con't dist's DAEP plcmnt fm prior yr	120
27 - Mandatory disciplinary action not taken by district as a result of ARD committee	2
28 - Mandatory disciplinary action not taken because of district's Student Code of Conduct provisions	8
<b>TOTAL</b>	<b>7314</b>

# **School Violence Prevention and Interventions**



# School Violence Prevention and Interventions

28

- **JISD Crisis Management Plan** addresses policies and procedures that have been approved by the Board of Trustees. These procedures require...
  - ...a Campus Emergency Operations Plan
  - ...a Student Code of Conduct
  - ...Safety Drills
  - ...periodical Safety Meetings w/ each Campus Crisis Management Team
- The Director of Safety and Security meets with the leader of each Campus Emergency Operations Team at the **beginning of each school year** to review and update policy and procedures.
- The District periodically conducts **Safety Audits** of our schools and district facilities.

# School Violence Prevention and Interventions

- After scanning visitor IDs, our Verkada system automatically notifies the person scanning the ID who in turn notifies the campus administration, the Director of Safety and Security and the Chief Technology Officer of a registered sex offender or anyone with a criminal background that could pose a threat to the campus.
- Judson Police Department and Judson Safety and Security Department meet periodically to unify emergency response throughout Judson ISD.



# School Violence Prevention and Interventions

30

- ❑ The adopted Student Code of Conduct sets forth the rules and expectations of all Judson ISD students and the possible outcome should a student choose to not uphold the rules set forth by the Student Code of Conduct.
- ❑ The Student Code of Conduct is provided within the Student Handbook and is made available to our parents and students on the Judson ISD website. A hard copy may also be obtained from the campus upon request.



# School Violence Prevention and Interventions

31

- ❖ The 2022 Bond which passed was heavily invested in safety and security items.
- ❖ We have upgraded our safety and security technology infrastructure to enhance our cameras, alarms and door access.
- ❖ The district has:
  - hired a consultant company to conduct thorough safety and security audits for all district facilities.
  - established Behavioral Threat Assessment teams at every campus, and each member has been trained by the Texas School Safety Center.
- ❖ In line with the Governor's mandates, JISD is conducting periodic door checks and documenting them once a week.

# School Violence Prevention and Interventions

Judson ISD administrators are required to thoroughly investigate all bullying accusations in a uniform manner within 48 hours and provide notification to all parties involved. Administrators must complete a bullying packet, which is the Administrative Bullying/Harassment packet, that was designed by law firm which represents Judson ISD. Administrators are guided through the investigation and are able to appropriately address bullying allegations by following the steps outlined in the packet. The packet includes the following documents:

- Six Step Analysis
- Investigative questions
- Stay Away Agreements
- Letters for parents of the alleged victim and the alleged bully





# School Violence Prevention and Interventions

33

- Bullying allegations reported through our bullying alert system, STOPit, located on our district web page and all campus websites are immediately sent to the campus administrator, the lead counselor, the Executive Director of Services and additional district support staff. Campus administrators are instructed to promptly investigate all allegations made in a report.
- Yearly training on David's Law and the Administrative Bullying or Harassment packet for consistency on how to respond to a report of bullying or harassment. The Executive Director of Student and Family Support Services is available to assist in the investigation.



# School Violence Prevention and Interventions

34

**The Student and Family Support Services Department works to assist campuses in preventing discipline issues through:**

- Classroom Guidance
- Groups and Individual Counseling
- Social Emotional Learning
- Restorative Practices
- Teaching Character Traits
- Peer Mediation
- Peer Behavior Interventions and Supports (PBIS)
- Social Work Services

# **Student and Family Support Services**

# JISD (C.A.R.E.S.)

## Caring About Reaching Every Student

36

- JISD (C.A.R.E.S.) Systemic Dropout Prevention Program
- Team consists of principals, assistance principals, counselors, social workers, at-risk counselors/social workers, academic deans, registrars, district staff, attendance officers, special education staff, district testing coordinator
- Dropout Prevention Services
- Dropout Recovery Services
- Decrease Dropouts
- Increase Graduation Rates
- Middle School and High School C.A.R.E.S. teams meet to review data
- JISD Attendance Officers follow the JISD 7 Truancy Measures to ensure students attend school and to increase the attendance rate.



38

**Thank You!**