

Effingham Unit 40 Schools
Apr/May FY26

Financial Report Notes and Recommendations:

Fund Balances:

%12.27 INCREASE OVER LAST YEAR, NET FUND BALANCE: \$26,503,697.67

**OPERATING FUNDS: %8.84 INCREASE OVER LAST YEAR. NET TOTAL:
\$22,492,643.38**

Revenues:

OPERATING FUNDS, Local: \$322,057, State: \$858,507, Federal: \$263,767, Other: \$0

Expenses:

Those expenses over \$5,000 are listed on a separate page in this report.

Recommendations:

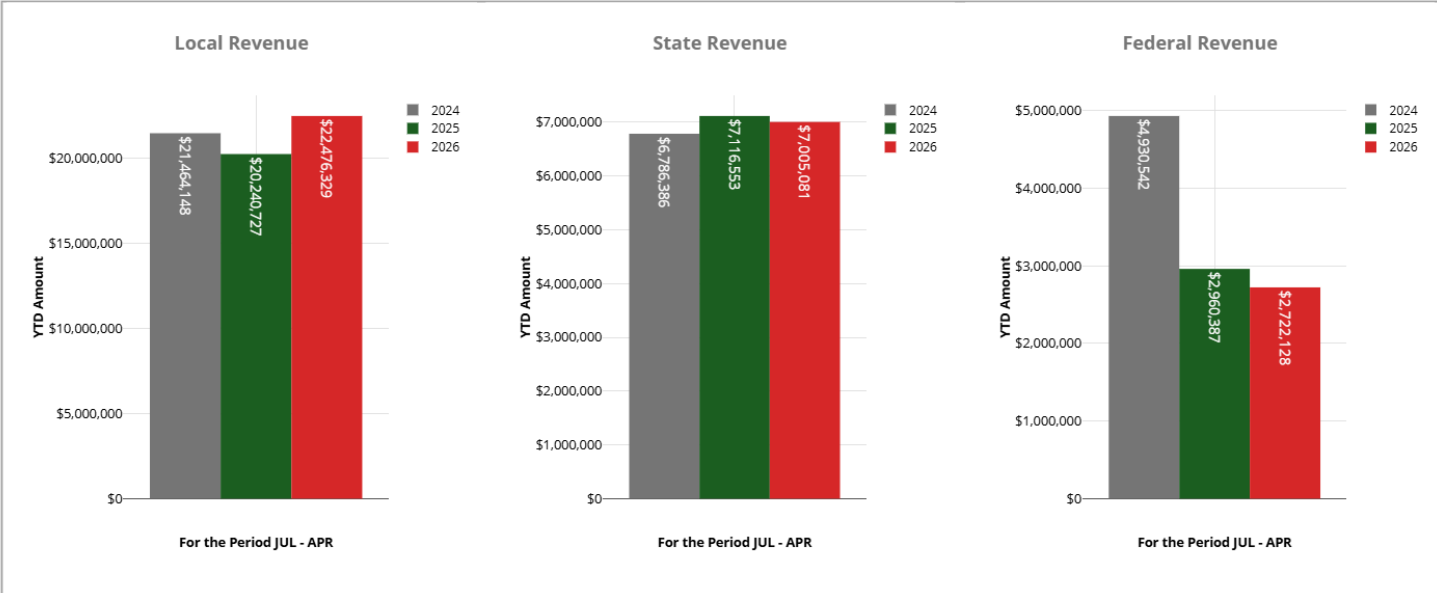
Reimburse imprest account in the amount of: \$1,797.22

Payment of bills: \$1,788,166.08

Effingham CUSD 40
Year to Date Revenue Overview - Operating Funds*
April 2026



<p>Local Revenue</p> <p>\$22,476,329</p> <p>99.28% of Budget</p>	<p>State Revenue</p> <p>\$7,005,081</p> <p>80.77% of Budget</p>	<p>Federal Revenue</p> <p>\$2,722,128</p> <p>76.17% of Budget</p>
---	--	--



	FY 2024 YTD Amount	FY 2025 YTD Amount	FY 2026 YTD Amount	FY 2026 Annual Budget	FY 2026 % YTD Budget
LOCAL REVENUE					
1100 Ad Valorem Taxes	\$15,540,208	\$16,531,422	\$18,257,952	\$18,291,352	99.82%
1200 Payments in Lieu of Taxes	\$1,140,847	\$673,422	\$709,361	\$898,564	78.94%
1500 Earnings on Investments	\$768,664	\$872,278	\$755,412	\$211,000	358.02%
1600 Food Service	\$333,341	\$321,179	\$696,604	\$355,500	195.95%
1900 Other Revenue from Local Sources	\$2,904,480	\$1,030,684	\$1,392,790	\$1,982,997	70.24%
ALL OTHER LOCAL REVENUE	\$776,609	\$811,742	\$664,211	\$899,845	73.81%
TOTAL LOCAL REVENUE	\$21,464,148	\$20,240,727	\$22,476,329	\$22,639,258	99.28%
STATE REVENUE					
3000 Unrestricted Grants-in-Aid	\$5,268,349	\$5,302,380	\$5,304,067	\$6,476,632	81.90%
3100 Special Education	\$204,759	\$205,206	\$185,469	\$215,000	86.26%
3300 Bilingual Education	\$40,389	\$33,361	\$30,763	\$40,500	75.96%
3500 State Transportation Reimbursement	\$780,548	\$604,942	\$602,291	\$975,000	61.77%
ALL OTHER STATE REVENUE	\$492,341	\$970,664	\$882,491	\$966,000	91.36%
TOTAL STATE REVENUE	\$6,786,386	\$7,116,553	\$7,005,081	\$8,673,132	80.77%
TOTAL FEDERAL REVENUE	\$4,930,542	\$2,960,387	\$2,722,128	\$3,573,900	76.17%
TOTAL REVENUE	\$33,181,076	\$30,317,667	\$32,203,538	\$34,886,290	92.31%
OTHER FINANCING SOURCES	\$260,395	\$240,258	\$1,730,109	\$1,394,109	124.10%
TOTAL REVENUE & OTHER FINANCING SOURCES	\$33,441,471	\$30,557,925	\$33,933,647	\$36,280,399	93.53%

Revenue Insight:

Operating Funds (excluding transfers) YTD revenues totaled \$37,000,822 through April 2026, which is \$3,011,034 or 8.1% more than the amount received last year for this period. The YTD difference is driven by an increase in 1000 Local Sources of \$3,359,799, a decrease in 4000 Federal Sources of -\$235,792, and a decrease in 3000 State Sources of -\$112,972.

*Operating Funds = Educational, Operations & Maintenance, Transportation, & Working Cash



Effingham CUSD 40
Year To Date Expense Overview - Operating Funds*
April 2026



Salaries and Benefits

\$20,823,521

87.18% of Budget

Purchased Services

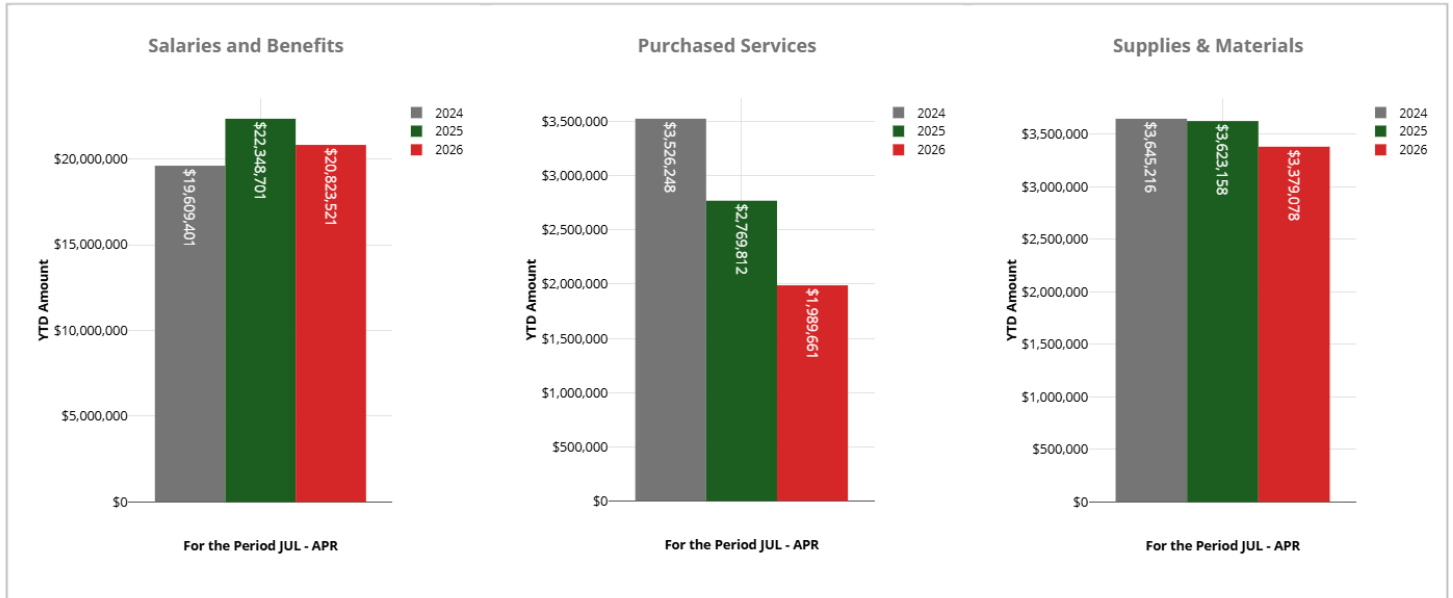
\$1,989,661

53.08% of Budget

Supplies & Materials

\$3,379,078

79.10% of Budget



	FY 2024 YTD Amount	FY 2025 YTD Amount	FY 2026 YTD Amount	FY 2026 Annual Budget	FY 2026 % YTD Budget
SALARIES AND BENEFITS					
100 Salaries	\$16,387,293	\$17,649,532	\$18,121,992	\$20,232,602	89.57%
200 Benefits	\$3,222,107	\$4,699,169	\$2,701,528	\$3,654,178	73.93%
TOTAL SALARIES AND BENEFITS	\$19,609,400	\$22,348,701	\$20,823,520	\$23,886,780	87.18%
OTHER EXPENSES					
300 Purchased Services	\$3,526,248	\$2,769,812	\$1,989,661	\$3,748,505	53.08%
400 Supplies & Materials	\$3,645,216	\$3,623,158	\$3,379,078	\$4,272,031	79.10%
500 Capital Outlay	\$1,639,136	\$896,019	\$1,758,531	\$1,962,909	89.59%
600 Other Objects	\$1,502,411	\$1,480,932	\$1,518,670	\$1,920,687	79.07%
700 Non-Capitalized Equipment	\$0	\$0	\$0	\$0	0.00%
800 Termination Benefits	\$0	\$0	\$0	\$0	0.00%
TOTAL OTHER EXPENSES	\$10,313,011	\$8,769,921	\$8,645,940	\$11,904,132	72.63%
TOTAL EXPENSES	\$29,922,411	\$31,118,622	\$29,469,460	\$35,790,912	82.34%
OTHER FINANCING USES	\$59,997	\$138,763	\$185,199	\$83,139	222.76%
TOTAL EXPENSES & OTHER FINANCING USES	\$29,982,408	\$31,257,385	\$29,654,659	\$35,874,051	82.66%

Expense Insights:

Operating Funds (excluding transfers) YTD expenses totaled \$32,707,611 through April 2026, which is -\$1,523,329 or -4.7% less than the amount spent last year for this period. The YTD difference is driven by a decrease in 200 Employee Benefits of -\$2,024,180, an increase in 500 Capital Outlay of \$820,275, and a decrease in 300 Purchased Services of -\$583,705.

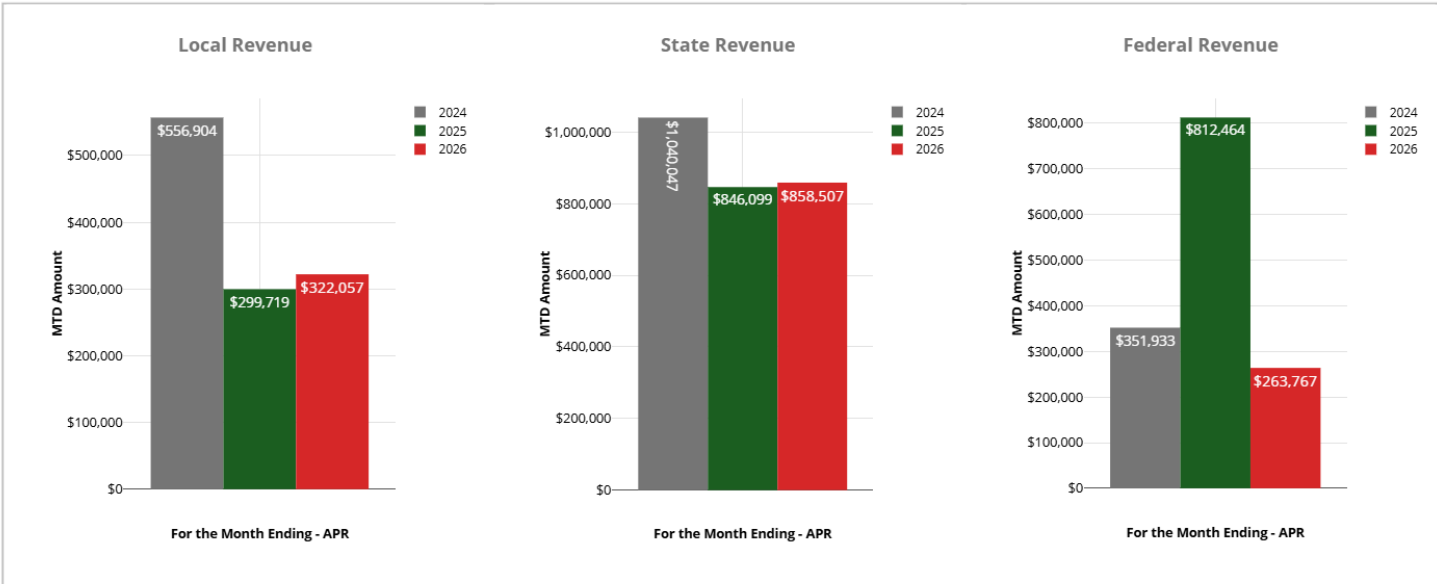
*Operating Funds = Educational, Operations & Maintenance, Transportation, & Working Cash



Effingham CUSD 40
 Month to Date Revenue Overview - Operating Funds*
 April 2026



Local Revenue \$322,057 1.42% of Budget	State Revenue \$858,507 9.90% of Budget	Federal Revenue \$263,767 7.38% of Budget
--	--	--



	FY 2024 MTD Amount	FY 2025 MTD Amount	FY 2026 MTD Amount	FY 2026 Annual Budget	FY 2026 % MTD Budget
LOCAL REVENUE					
1100 Ad Valorem Taxes	\$0	\$0	\$0	\$18,291,352	0.00%
1200 Payments in Lieu of Taxes	\$105,137	\$56,313	\$80,445	\$898,564	8.95%
1500 Earnings on Investments	\$64,959	\$79,989	\$72,376	\$211,000	34.30%
1600 Food Service	\$34,896	\$32,919	\$81,619	\$355,500	22.96%
1900 Other Revenue from Local Sources	\$252,008	\$93,129	\$80,220	\$1,982,997	4.05%
ALL OTHER LOCAL REVENUE	\$99,904	\$37,369	\$7,397	\$899,845	0.82%
TOTAL LOCAL REVENUE	\$556,904	\$299,719	\$322,057	\$22,639,258	1.42%
STATE REVENUE					
3000 Unrestricted Grants-in-Aid	\$584,544	\$595,740	\$595,891	\$6,476,632	9.20%
3100 Special Education	\$20,374	\$18,218	\$43,892	\$215,000	20.42%
3300 Bilingual Education	\$7,250	\$1,143	\$694	\$40,500	1.71%
3500 State Transportation Reimbursement	\$278,005	\$201,063	\$199,597	\$975,000	20.47%
ALL OTHER STATE REVENUE	\$149,874	\$29,935	\$18,433	\$966,000	1.91%
TOTAL STATE REVENUE	\$1,040,047	\$846,099	\$858,507	\$8,673,132	9.90%
TOTAL FEDERAL REVENUE	\$351,933	\$812,464	\$263,767	\$3,573,900	7.38%
TOTAL REVENUE	\$1,948,884	\$1,958,282	\$1,444,331	\$34,886,290	4.14%
OTHER FINANCING SOURCES	\$0	\$500	\$0	\$1,394,109	0.00%
TOTAL REVENUE & OTHER FINANCING SOURCES	\$1,948,884	\$1,958,782	\$1,444,331	\$36,280,399	3.98%

Revenue Insight:

Operating Funds (excluding transfers) revenues totaled \$1,452,737 in April 2026, which is -\$517,136 or -26.3% less than the amount received last year for this month. The year over year difference is driven by a decrease in 4000 Federal Sources of -\$551,971, an increase in 1000 Local Sources of \$22,428, and an increase in 3000 State Sources of \$12,408.

*Operating Funds = Educational, Operations & Maintenance, Transportation, & Working Cash



Effingham CUSD 40
 Month to Date Expense Overview - Operating Funds*
 April 2026



Salaries and Benefits

\$2,069,754

8.66% of Budget

Purchased Services

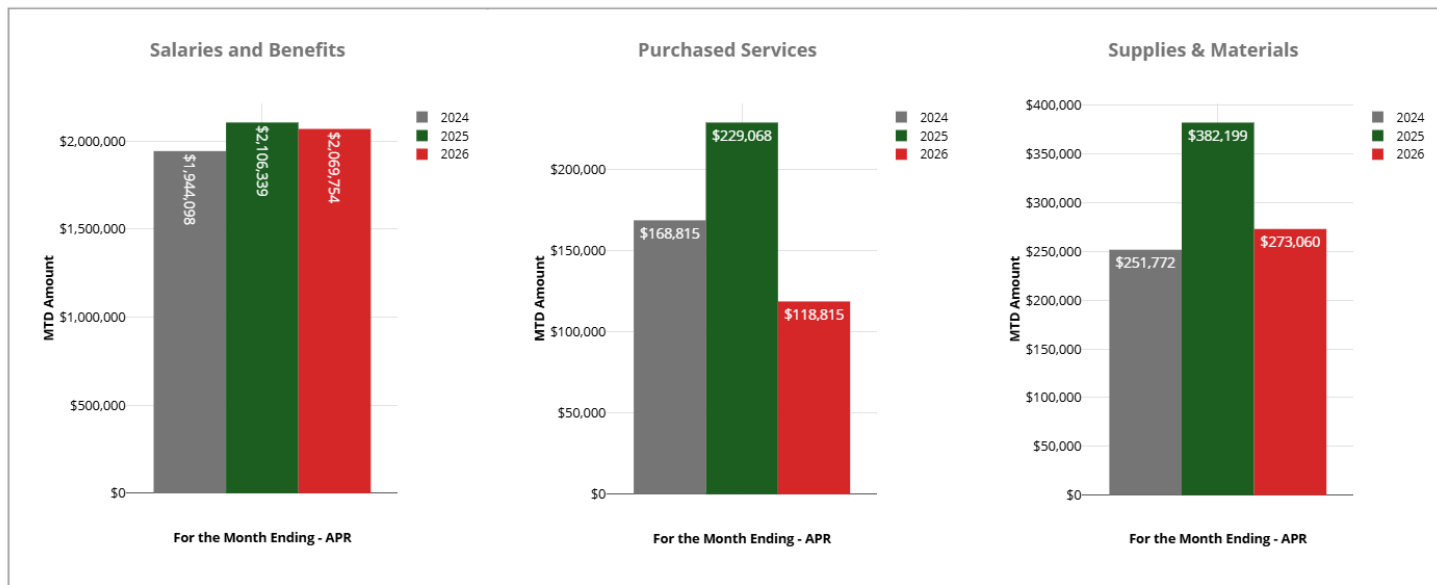
\$118,815

3.17% of Budget

Supplies & Materials

\$273,060

6.39% of Budget



	FY 2024 MTD Amount	FY 2025 MTD Amount	FY 2026 MTD Amount	FY 2026 Annual Budget	FY 2026 % MTD Budget
SALARIES AND BENEFITS					
100 Salaries	\$1,546,119	\$1,783,227	\$1,707,648	\$20,232,602	8.44%
200 Benefits	\$397,979	\$323,112	\$362,106	\$3,654,178	9.91%
TOTAL SALARIES AND BENEFITS	\$1,944,098	\$2,106,339	\$2,069,754	\$23,886,780	8.66%
OTHER EXPENSES					
300 Purchased Services	\$168,815	\$229,068	\$118,815	\$3,748,505	3.17%
400 Supplies & Materials	\$251,772	\$382,199	\$273,060	\$4,272,031	6.39%
500 Capital Outlay	\$202,692	\$137,971	\$11,607	\$1,962,909	0.59%
600 Other Objects	\$81,878	\$69,549	\$51,703	\$1,920,687	2.69%
700 Non-Capitalized Equipment	\$0	\$0	\$0	\$0	0.00%
800 Termination Benefits	\$0	\$0	\$0	\$0	0.00%
TOTAL OTHER EXPENSES	\$705,157	\$818,787	\$455,185	\$11,904,132	3.82%
TOTAL EXPENSES	\$2,649,255	\$2,925,126	\$2,524,939	\$35,790,912	7.05%
OTHER FINANCING USES	\$0	\$0	\$0	\$83,139	0.00%
TOTAL EXPENSES & OTHER FINANCING USES	\$2,649,255	\$2,925,126	\$2,524,939	\$35,874,051	7.04%

Expense Insights:

Operating Funds (excluding transfers) expenses totaled \$2,768,297 in April 2026, which is -\$450,171 or -14.0% less than the amount spent last year for this month. The year over year difference is driven by a decrease in 300 Purchased Services of -\$131,018, a decrease in 500 Capital Outlay of -\$126,364, and a decrease in 400 Supplies & Materials of -\$102,005.

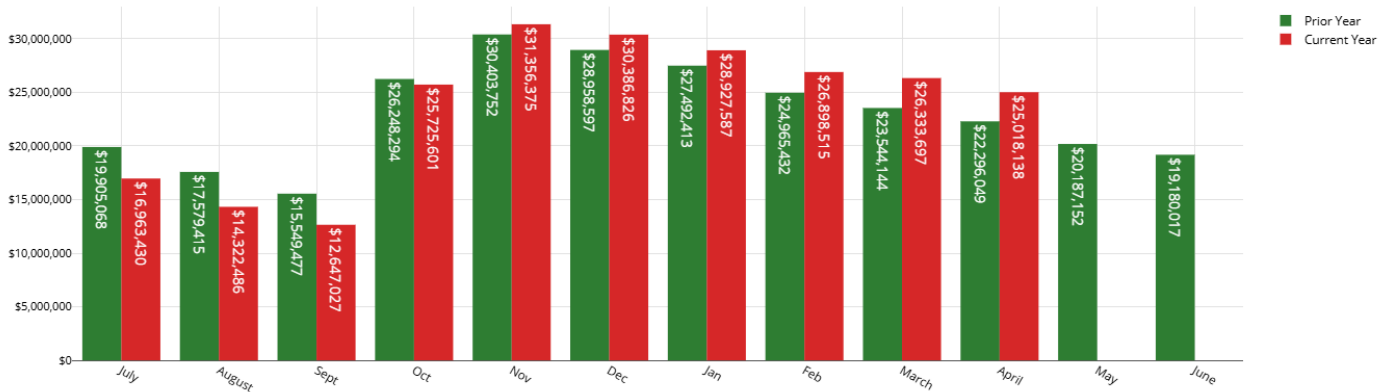
*Operating Funds = Educational, Operations & Maintenance, Transportation, & Working Cash



Effingham CUSD 40
Fund Balance Overview
April 2026



Month-End Balances - Operating Funds



	Fund Balance July 1, 2025	Revenues	Expenses	Other Sources	Other Uses	Fund Balance Apr 2026
Operating Funds:						
Educational	\$9,915,129	\$25,690,302	\$23,093,449	\$0	\$72,139	\$12,439,843
Operations and Maintenance	\$1,023,207	\$3,866,240	\$3,469,827	\$0	\$113,060	\$1,306,560
Transportation	\$4,146,284	\$2,168,343	\$2,906,185	\$1,730,109	\$0	\$5,138,551
Working Cash	\$2,997,897	\$478,653	\$0	\$0	\$0	\$3,476,550
Total Operating Funds	\$18,082,517	\$32,203,538	\$29,469,461	\$1,730,109	\$185,199	\$22,361,504
Non-Operating Funds:						
Debt Service	\$170,607	\$1,631,586	\$37,884,050	\$36,458,379	\$0	\$376,522
IMRF	\$566,027	\$1,158,059	\$988,213	\$0	\$0	\$735,873
Capital Projects	\$36,273,180	\$0	\$0	\$0	\$36,273,180	\$0
Tort	\$531,473	\$3,639,225	\$2,249,936	\$0	\$0	\$1,920,762
Fire Prevention and Safety	\$816,786	\$369,766	\$208,697	\$0	\$0	\$977,855
Total Non-Operating Funds	\$38,358,072	\$6,798,635	\$41,330,896	\$36,458,379	\$36,273,180	\$4,011,010
Total All Funds	\$56,440,589	\$39,002,174	\$70,800,357	\$38,188,488	\$36,458,379	\$26,372,514

Balances Insight:

Operating Fund balances at the end of the April 2026 totaled \$25,018,138, which is \$2,722,089 more than the balances at the end of the same month in prior year. The balances for all funds through the current period of the fiscal year increased by \$2,765,281 for a grand total of \$26,372,514.

Imprest Account Monthly Income and Expenses		
April 1 thru April 30, 2026		
Beginning balance		\$ 9,639.23
Income		
Interest (DR10A001-1010 / CR10A001-1050)	\$ 2.46	
Monthly transfer	\$ 2,360.77	
Total income	\$ 2,363.23	
Revenue balance		\$ 12,002.46
Expenses		
Athletics		
10E002-1500-3190 Officials EHS		
10E002-1500-3320 Travel EHS		
10E002-1500-4100 Supplies EHS		
10E002-1500-6400 Dues/Fees EHS	\$ 1,075.00	
10E008-1500-3190 Officials EJHS		
10E008-1500-3320 Travel EJHS		
10E008-1500-4100 Supplies EJHS		
10E008-1500-6400 Dues/Fees EJHS	\$ 350.00	
Total Athletics	\$ 1,425.00	
Dues		
10E001-1200-6400 Special Ed Dues/Fees	\$ 60.00	
10E001-2310-6400 Board Dues/Fees		
10E001-2320-6400 Superintendent Dues/Fees		
10E001-2410-6400 Administrative Dues/Fees		
10E001-2510-6400 Assistant Superintendent Dues/Fees		
10E001-2560-6400 Cafeteria Dues/Fees		
11E001-3500-6400 Little Hearts Dues/Fees		
Total Dues	\$ 60.00	
Other		
10E001-2320-6900		
10E001-2900-6900 Interest Transfer	\$ 2.51	
10E001-2900-6900 Interest Transfer (July)		
10E001-2900-6900 Other		
10R001-1999 Void Checks		
Total Other	\$ 2.51	
Purchased Service		
10E001-1200-3100 (Special Ed Registrations)		
10E002-2210-3100-199900 (EHS Staff Development)		
10E001-2320-3100 Executive Admin Purchased Service		
10E001-2320-3320 Executive Admn. Travel		
10E001-2320-3400 Communication		
Total Purchased Service	\$ -	
Supplies		
10E001-1110-4100 District Supplies		
10E003-1110-4100 Central Supplies		
10E006-1110-4100 South Side Supplies		
10E010-1110-4100 ELC Supplies		
10E002-1130-4100-03 EHS Music		
10E008-1120-4100-03 EJHS Music		
10E004-1125-4100 PreK Supplies	\$ 197.37	
10E002-1400-4100-14 EHS FFA		
10E010-1110-4100 ELC Supplies		
10E003-1110-4200-01 CS Textbook Refund		
10E006-1110-4200-01 SS Textbook Refund		
10E010-1110-4200-01 ELC Textbook Refund		
10E004-1125-4200-01 PreK Textbook Refund		
10E008-1120-4100-05 EJHS PE		
10E008-1120-4200-01 EHS Textbook Refund		
10E002-1130-4200-01 EHS Textbook Refund	\$ 60.00	
11E007-3500-4100 Little Hearts Supplies		
11E007-3500-4200-01 Little Hearts Tuition Refund		
10E001-2320-4100 Executive Admn. Supplies		
10E001-2510-4100 Business Svcs Supplies		
10E001-2560-4120 Cafeteria Supplies	\$ 54.80	
Total Supplies	\$ 312.17	
Operations		
20E012-2540-4110 Maintenance supplies		
20E001-2540-5400 Maintenance equipment		
Total Operations	\$ -	
Tort		
80E001-2130-4100		
Total Tort	\$ -	
Total expenses	\$ 1,799.68	
Income less expenses	\$ 10,202.78	
Amount to be reimbursed to Imprest account from General account		\$ 1,797.22

Midland States Bank - Imprest Account

4/30/2026

Check Date	Check No.	Account #:	To:	For:	Amount
4/10/2026	14121	10E001-2560-4120	Natalie Ritchey	Refund lunch balance	\$20.00
4/10/2026	14122	10E002-1130-4200-01	Shirley Miller	Refund activity fee-Braiden	\$30.00
4/10/2026	14123	10E002-1130-4200-01	Marcelo Loor	Refund activity fee-Jhon	\$30.00
4/10/2026	14124	10E002-1500-6400	O'Fallon Township High School	Entry fee EHS Baseball	\$200.00
4/10/2026	14125	10E002-1500-6400	Newton Community High School	Entry fee EHS Boys Track	\$150.00
4/10/2026	14126	10E002-1500-6400	Newton Community High School	Entry fee EHS Girls Track	\$150.00
4/13/2026	14127	10E002-1500-6400	Edwardsville High School	Entry fee EHS Boys Track	\$300.00
4/13/2026	14128	10E002-1500-6400	Belleville West High School	Entry fee EHS Boys Track	\$275.00
4/20/2026	14129	10E001-1200-6400	IL Dept of Public Health	Wetherell 2026 Vision/Hearing recertification	\$60.00
4/23/2026	14130	10E008-1500-6400	Tuscola East Prairie	Entry fee EJHS Track	\$200.00
4/23/2026	14131	10E008-1500-6400	Mt Zion Jr High School	Entry fee EJHS Track	\$150.00
4/29/2026	14132	10E004-1125-4100	Fatso's Famous Pizza	Staff appreciation 004	\$197.37
4/29/2026	14133	10E001-2560-4120	Paula Bullard	Refund lunch balance	\$34.80
		10E001-2900-6900		Interest transfer on bank statement (previous month)	\$2.51
				(Interest Eamed)	(\$2.46)
					\$1,797.22

EFFINGHAM COMMUNITY UNIT SCHOOL DISTRICT #40**Bill Listing by Fund****5/18/2026**

FUND #	FUND	Board Total Expense
10	<i>Education</i>	\$ 914,495.48
11	<i>Little Hearts Daycare</i>	\$ 13,017.71
20	<i>Operations, Building & Maintenance</i>	\$ 89,894.12
30	<i>Bonds & Interest</i>	\$ 332,075.73
40	<i>Transportation</i>	\$ 320,319.40
50	<i>Municipal Retirement/Social Security</i>	
60	<i>Site and Construction</i>	
70	<i>Working Cash</i>	
80	<i>Tort</i>	\$ 115,407.92
90	<i>Capital Improvements</i>	\$ 2,955.72
	TOTAL CHECKS	\$ 1,788,166.08

Check Nbr	Vendor Name	Check Date	Check Amount
63905	BOEHM, P BRANNON	05/07/2026	25.00
63906	BUSCHER, JOSEPH A	05/07/2026	75.90
63907	CURRY, CINDY L	05/07/2026	14.00
63908	EARLY LEARNING CENTER PTO	05/07/2026	24.00
63909	EFFINGHAM HIGH SCHOOL	05/07/2026	41.51
63910	EFFINGHAM UNIT 40 FOUNDATION	05/07/2026	150.00
63911	HANFLAND, DREW	05/07/2026	500.00
63912	ILMEA	05/07/2026	245.00
63913	JAMISON, KEVIN E	05/07/2026	14.00
63914	LAVENGOOD, ALLEN G	05/07/2026	14.00
63915	MAPES, WAYNE L	05/07/2026	8.01
63916	MARSHALL, VIOLET A	05/07/2026	22.00
63917	MCCLELLAND, NANCY M	05/07/2026	55.00
63918	PALS, MORGAN R	05/07/2026	10.62
63919	RUMPKE OF ILLINOIS, INC	05/07/2026	1,585.36
63920	SARCHET, HOLLIE D	05/07/2026	23.00
63921	TRI-BAR INVESTMENTS	05/07/2026	3,125.00
63922	VARSITY SPIRIT LLC	05/07/2026	4,475.00
18	Computer	Check(s) For a Total of	10,407.40

Check Nbr	Vendor Name	Check Date	Check Amount
202502374	AMEREN ILLINOIS	05/07/2026	20,643.64
202502427	CONSTELLATION NEWENERGY-GAS	05/07/2026	5,253.00
202502428	CONSTELLATION NEWENERGY INC	05/07/2026	22,106.12
202502532	EFFINGHAM WATER DEP	05/07/2026	5,289.14
202502586	CONSOLIDATED COMMUNICATIONS OF	05/07/2026	8,620.56
5	Wire Transfer Check(s) For a Total of		61,912.46

	0	Manual	Checks For a Total of	0.00
	5	Wire Transfer	Checks For a Total of	61,912.46
	0	ACH	Checks For a Total of	0.00
	18	Computer	Checks For a Total of	10,407.40
Total For	23	Manual, Wire Tran, ACH & Computer	Checks	72,319.86
Less	0	Voided	Checks For a Total of	0.00
			Net Amount	72,319.86

F U N D S U M M A R Y

Fund	Description	Balance Sheet	Revenue	Expense	Total
10	EDUCATIONAL FUND	0.00	65.51	5,380.62	5,446.13
11	LITTLE HEARTS DA	0.00	0.00	4,523.33	4,523.33
20	OPERATIONS AND M	0.00	0.00	62,099.49	62,099.49
40	TRANSPORTATION F	0.00	0.00	250.91	250.91

Check Nbr	Vendor Name	Check Date	Check Amount
202502634	UNITED PARCEL SERVICE	05/13/2026	54.50
1	Wire Transfer Check(s) For a Total of		54.50

	0	Manual	Checks For a Total of	0.00
	1	Wire Transfer	Checks For a Total of	54.50
	0	ACH	Checks For a Total of	0.00
	0	Computer	Checks For a Total of	0.00
Total For	1	Manual, Wire Tran, ACH & Computer	Checks	54.50
Less	0	Voided	Checks For a Total of	0.00
			Net Amount	54.50

F U N D S U M M A R Y

Fund	Description	Balance Sheet	Revenue	Expense	Total
10	EDUCATIONAL FUND	0.00	0.00	54.50	54.50

Check Nbr	Vendor Name	Check Date	Check Amount
63927	AMAZON BUSINESS	05/18/2026	1,274.00
1	Computer	Check(s) For a Total of	1,274.00

	0	Manual	Checks For a Total of	0.00
	0	Wire Transfer	Checks For a Total of	0.00
	0	ACH	Checks For a Total of	0.00
	1	Computer	Checks For a Total of	1,274.00
Total For	1	Manual, Wire Tran, ACH & Computer	Checks	1,274.00
Less	0	Voided	Checks For a Total of	0.00
			Net Amount	1,274.00

F U N D S U M M A R Y

Fund	Description	Balance Sheet	Revenue	Expense	Total
10	EDUCATIONAL FUND	0.00	0.00	1,274.00	1,274.00

Check Nbr	Vendor Name	Check Date	Check Amount
63928	N KOHL GROCER COMPANY INC	05/18/2026	4,206.30
63929	PRAIRIE FARMS DAIRY INC	05/18/2026	768.67
63930	SAVE-A-LOT	05/18/2026	111.27
3	Computer	Check(s) For a Total of	5,086.24

	0	Manual	Checks For a Total of	0.00
	0	Wire Transfer	Checks For a Total of	0.00
	0	ACH	Checks For a Total of	0.00
	3	Computer	Checks For a Total of	5,086.24
Total For	3	Manual, Wire Tran, ACH & Computer	Checks	5,086.24
Less	0	Voided	Checks For a Total of	0.00
			Net Amount	5,086.24

F U N D S U M M A R Y

Fund	Description	Balance Sheet	Revenue	Expense	Total
11	LITTLE HEARTS DA	0.00	0.00	5,086.24	5,086.24

Check Nbr	Vendor Name	Check Date	Check Amount
63931	ALPHA BAKING INC	05/18/2026	3,678.08
63932	BUSHUE, COURTNEY A	05/18/2026	4.35
63933	CAMPBELL, LAURA	05/18/2026	21.75
63934	CREATION GARDENS INC	05/18/2026	1,203.40
63935	ENTEC SERVICES INC	05/18/2026	1,404.53
63936	IL STATE BOARD OF EDUCATION	05/18/2026	5,156.00
63937	LANTER DISTRIBUTING LLC	05/18/2026	346.69
63938	MBR MANAGEMENT CORP	05/18/2026	1,595.80
63939	MENARD INC	05/18/2026	29.04
63940	N KOHL GROCER COMPANY INC	05/18/2026	68,871.96
63941	PEPSI MIDAMERICA	05/18/2026	4,584.75
63942	PRAIRIE FARMS DAIRY INC	05/18/2026	12,371.80
63943	RURAL KING SUPPLY	05/18/2026	16.38
13	Computer	Check(s) For a Total of	99,284.53

	0	Manual	Checks For a Total of	0.00
	0	Wire Transfer	Checks For a Total of	0.00
	0	ACH	Checks For a Total of	0.00
	13	Computer	Checks For a Total of	99,284.53
Total For	13	Manual, Wire Tran, ACH & Computer	Checks	99,284.53
Less	0	Voided	Checks For a Total of	0.00
			Net Amount	99,284.53

F U N D S U M M A R Y

Fund	Description	Balance Sheet	Revenue	Expense	Total
10	EDUCATIONAL FUND	0.00	0.00	99,284.53	99,284.53

Check Nbr	Vendor Name	Check Date	Check Amount
252600033	ELSASSER, RYAN P	05/18/2026	10.15
252600034	HAMMER, KIRK W	05/18/2026	355.25
252600035	JOHNSON, ANDREW D	05/18/2026	304.50
3	ACH	Check(s) For a Total of	669.90

Check Nbr	Vendor Name	Check Date	Check Amount
63944	ACCURATE TRANSLATION BUREAU, I	05/18/2026	13.86
63945	ADVANCED TURF SOLUTIONS INC	05/18/2026	2,389.00
63946	AMAZON BUSINESS	05/18/2026	10,864.72
63947	ARROW PEST CONTROL INC	05/18/2026	75.00
63948	BAHRNS EQUIPMENT INC	05/18/2026	254.10
63949	NILLES, ELVA JUNE	05/18/2026	2,500.00
63950	BIERMAN WELDING INC	05/18/2026	1,351.60
63951	BOEHM, P BRANNON	05/18/2026	14.00
63952	BRUMMER, SHERYL A	05/18/2026	126.01
63953	BUEHNERKEMPER, JODI A	05/18/2026	190.11
63954	BUSCHER, JOSEPH A	05/18/2026	13.00
63955	BUSHUE BACKGROUND SCREENING	05/18/2026	858.00
63956	BUSHUE HR INC	05/18/2026	1,060.00
63957	CAROLINA BIOLOGICAL SUPPL	05/18/2026	124.45
63958	COMMUNITY SUPPORT SYSTEMS	05/18/2026	2,911.01
63959	CONTRACT PAPER GROUP INC	05/18/2026	6,980.00
63960	COUNTY OFFICE PRODUCTS INC	05/18/2026	1,734.00
63961	DE LAGE LANDEN PUBLIC FINANCE	05/18/2026	5,170.73
63962	DEARBORN LIFE INSURANCE COMPAN	05/18/2026	4,885.55
63963	DEMCO INC	05/18/2026	2,322.14
63964	EASTERN IL AREA SPECIAL EDUCAT	05/18/2026	549,166.19
63965	EFFINGHAM ASPHALT COMPANY	05/18/2026	423.00
63966	EFFINGHAM EQUITY	05/18/2026	754.05
63967	EFFINGHAM & TEUTOPOLIS NEWS	05/18/2026	345.00
63968	FLACK, JULIE	05/18/2026	78.30
63969	FULK, LILIANA	05/18/2026	1,487.50
63970	GOLDSTEIN, BRITTANY T	05/18/2026	30.45
63971	GREENWOOD, SHEILA	05/18/2026	4,326.25
63972	HALL, TAYLOR M	05/18/2026	71.85
63973	HODGES, LOIZZI, EISENHAMMER, R	05/18/2026	92,929.72
63974	HD SUPPLY INC	05/18/2026	2,440.30
63975	BOARD OF TRUSTEES OF THE U OF	05/18/2026	80.00
63976	IL ASSOC OF SCHOOL BOARDS	05/18/2026	12,288.00
63977	INLINE PHYSICAL THERAPY	05/18/2026	400.00
63978	INSIGHT PUBLIC SECTOR INC	05/18/2026	146,248.55
63979	JAMISON, KEVIN E	05/18/2026	48.00
63980	JOSTENS INC	05/18/2026	70.14
63981	JUST-RITE CLEANING EQUIPMENT,	05/18/2026	488.40
63982	K & W AUTO ELECTRIC	05/18/2026	1,218.30
63983	KENDALL BANK	05/18/2026	244,848.96
63984	KIRBY FOODS IGA IN EFFINGHAM	05/18/2026	1,863.61
63985	KOESTER, LUKE	05/18/2026	1,596.00
63986	LEARNING TECHNOLOGY CENTERS OF	05/18/2026	100.00
63987	MALATENSTINIC, BLAKE	05/18/2026	2,000.00
63988	MCDEVITT, ERIN E	05/18/2026	184.30
63989	MENARD INC	05/18/2026	2,066.58
63990	MCGRATH RENTCORP	05/18/2026	8,505.00
63991	MOHAWK USA LLC	05/18/2026	8,011.50
63992	N KOHL GROCER COMPANY INC	05/18/2026	609.48
63993	NAPA AUTO OF EFFINGHAM	05/18/2026	184.68

Check Nbr	Vendor Name	Check Date	Check Amount
63994	PASCO SCIENTIFIC	05/18/2026	544.45
63995	PEPSI MIDAMERICA	05/18/2026	81.34
63996	PERRY PROTECH INC	05/18/2026	45.18
63997	PREMIER BROADCASTING	05/18/2026	1,150.00
63998	RAPTOR TECHNOLOGIES	05/18/2026	14,694.00
63999	REG OFFICE OF EDUCATION #3	05/18/2026	275.00
64000	RURAL KING SUPPLY	05/18/2026	792.58
64001	S J SMITH CO INC	05/18/2026	105.00
64002	SAVE-A-LOT	05/18/2026	187.43
64003	SCHMIDT, BRETT	05/18/2026	800.00
64004	SCHOOLS IN LLC	05/18/2026	199.06
64005	SCHOTTMAN, ROBERT W	05/18/2026	58.00
64006	SHAMHART, KEVIN T	05/18/2026	55.83
64007	SKYWARD INC	05/18/2026	3,200.00
64008	SLOAN IMPLEMENT COMPANY INC	05/18/2026	450.86
64009	SOUTH CENTRAL FS	05/18/2026	22,069.95
64010	SPRAYING SYSTEMS CO	05/18/2026	3,572.04
64011	STILLWATER MULCH INC	05/18/2026	210.00
64012	TROPHY FITNESS MANAGEMENT, LLC	05/18/2026	4,320.00
64013	TROPHY FITNESS MANAGEMENT, LLC	05/18/2026	1,800.00
64014	TRUCK CENTERS INC - MT VERNON	05/18/2026	674.68
64015	TYLER TECHNOLOGIES INC	05/18/2026	20,717.73
64016	TYLKA, MEGAN M	05/18/2026	80.48
64017	VANDALIA ELECTRIC MOTOR SERVIC	05/18/2026	460.97
64018	WARD'S SCIENCE	05/18/2026	116.52
64019	WETHERELL, KATHERINE E	05/18/2026	93.53
64020	WILSON, GAIL M	05/18/2026	4,532.28
64021	WINES, RHONDA J	05/18/2026	49.30
78	Computer	Check(s) For a Total of	1,208,037.60

Check Nbr	Vendor Name	Check Date	Check Amount
202502379	CINTAS CORPORATION NO. 2	05/18/2026	3,881.48
202502383	HILLYARD	05/18/2026	526.09
202502386	VISUAL CLICK SOFTWARE INC	05/18/2026	1,523.23
202502416	EFFINGHAM TIRE & AUTO CENTER I	05/18/2026	28.74
202502430	KIRBY RISK CORPORATION	05/18/2026	3,042.36
202502431	LORENZ SUPPLY CO	05/18/2026	945.70
202502433	SCHOOL NURSE SUPPLY INC	05/18/2026	167.88
202502439	BSN SPORTS	05/18/2026	1,976.88
202502444	PITNEY BOWES INC	05/18/2026	1,553.82
202502445	PERMA BOUND	05/18/2026	1,629.60
202502462	LINCOLN PRAIRIE BHC	05/18/2026	1,125.00
202502467	NORTHSIDE FORD LINCOLN MERCURY	05/18/2026	25.00
202502474	ILMO PRODUCTS COMPANY	05/18/2026	376.61
202502490	GRAINGER	05/18/2026	507.00
202502493	STAPLES BUSINESS ADVANTAGE	05/18/2026	4,597.59
202502555	EDMENTUM INC	05/18/2026	2,000.00
202502560	INTERSTATE 70 TOWING & RECOVER	05/18/2026	505.00
202502562	SECURITY ALARM CORPORATION	05/18/2026	652.33
202502563	ULINE INC	05/18/2026	1,226.28
202502572	WATTS COPY SYSTEMS INC	05/18/2026	5,118.45
202502574	CENTRAL RESTAURANT PRODUCTS	05/18/2026	26.94
202502603	SARAH BUSH LINCOLN HEALTH CENT	05/18/2026	262.00
202502604	AMEREN ILLINOIS	05/18/2026	1,740.31
202502607	CONSTELLATION NEWENERGY INC	05/18/2026	275.66
202502608	MIDLAND STATES BANK	05/18/2026	57.64
202502609	MISSOURI EMPLOYERS MUTUAL INSU	05/18/2026	11,587.09
202502617	SHIFFLER EQUIPMENT SALES INC	05/18/2026	168.40
202502620	VERIZON WIRELESS	05/18/2026	1,116.10
202502621	DECKER EQUIPMENT	05/18/2026	275.83
202502622	DRAKE-SCRUGGS EQUIPMENT INC	05/18/2026	1,290.00
202502624	MIDLAND STATES BANK BUS LEASE	05/18/2026	26,029.70
202502626	RIDDELL ALL AMERICAN SPORTS CO	05/18/2026	5,934.70
202502627	SHERWIN WILLIAMS	05/18/2026	2,688.85
202502631	FASTENAL COMPANY	05/18/2026	43.30
202502632	PARTY WORX	05/18/2026	133.89
202502633	UMB BANK	05/18/2026	318,400.00

36 Wire Transfer Check(s) For a Total of 401,439.45

	0	Manual	Checks For a Total of	0.00
	36	Wire Transfer	Checks For a Total of	401,439.45
	3	ACH	Checks For a Total of	669.90
	78	Computer	Checks For a Total of	1,208,037.60
Total For	117	Manual, Wire Tran, ACH & Computer	Checks	1,610,146.95
Less	0	Voided	Checks For a Total of	0.00
			Net Amount	1,610,146.95

F U N D S U M M A R Y

Fund	Description	Balance Sheet	Revenue	Expense	Total
10	EDUCATIONAL FUND	3,759.28	0.00	804,677.04	808,436.32
11	LITTLE HEARTS DA	173.05	0.00	3,235.09	3,408.14
20	OPERATIONS AND M	490.87	0.00	27,303.76	27,794.63
30	BOND AND INTERES	0.00	0.00	332,075.73	332,075.73
40	TRANSPORTATION F	359.38	0.00	319,709.11	320,068.49
80	TORT FUND	102.97	0.00	115,304.95	115,407.92
90	FIRE PREVENTION	0.00	0.00	2,955.72	2,955.72