

Ector County Independent School District

Reagan Academic Magnet

2024-2025



Board Goals

Board Goal 1: Through foundational excellence, talent development and the learning journey, the percentage of students achieving or exceeding the meets standard on state assessments will increase from 32% to 60% by May 2024 across all tested content areas.





Performance Objective 1: By May of 2025, the % of students performing at the Meet level on 3rd-5th Math STAAR will increase from 96% to 97%.

High Priority

Indicators of Success:

Growth (STAAR) - % of students who meet or exceed the STAAR progress measure - 2024 Goal: 75%, Growth (MAP) - % of student end of year RIT score met or exceeded individual growth projections based upon MAP - 2024 Goal: 58%, Academic Gaps - The performance of ECISD student subgroups compared to their peers across the state of Texas (Domain 3) - 2024 Goal: 51%, 3rd Grade Composite (reading and math) - % of 3rd grade students achieving the meets or exceeds standard in both reading and math on STAAR - 2024 Goal: 35%, School Connectedness - The belief held by students that adults and peers in the school care about their learning as well as about them as individuals - 2024 Goal: 63%

Evaluation Data Sources: MAP, STAAR, SCA's and Iready programs

Strategy 1 Details	Reviews			
<p>Strategy 1: Focused PLC's on Math creating Know & Show's with high need TEKS and Vocabulary</p> <p>Strategy's Expected Result/Impact: Students will score higher on all testing.</p> <p>Staff Responsible for Monitoring: Teachers implement and administrators monitor.</p> <p>TEA Priorities: Recruit, support, retain teachers and principals, Build a foundation of reading and math</p>	Formative			Summative
	Oct	Jan	Mar	May
Strategy 2 Details	Reviews			
<p>Strategy 2: After school Math Enrichment Club</p> <p>Strategy's Expected Result/Impact: Improve foundational Math skills for upper grades.</p> <p>Staff Responsible for Monitoring: Teachers will look for students with high needs and encourage them to join the after school Math Enrichment club.</p> <p>ESF Levers: Lever 1: Strong School Leadership and Planning, Lever 3: Positive School Culture</p>	Formative			Summative
	Oct	Jan	Mar	May
<div style="display: flex; justify-content: space-around; align-items: center;"> <div style="text-align: center;">  No Progress </div> <div style="text-align: center;">  Accomplished </div> <div style="text-align: center;">  Continue/Modify </div> <div style="text-align: center;">  Discontinue </div> </div>				

Board Goal 1: Through foundational excellence, talent development and the learning journey, the percentage of students achieving or exceeding the meets standard on state assessments will increase from 32% to 60% by May 2024 across all tested content areas.





Performance Objective 2: By May of 2025, the % of students performing at the Masters level on 3rd Math STAAR will increase from 33% to 34 %. 4th Masters level on Math will increase from 33% to 34 %. 5th Masters level on Math will increase from 49% to 50%.

High Priority

Indicators of Success:

Growth (STAAR) - % of students who meet or exceed the STAAR progress measure - 2024 Goal: 75%, Growth (MAP) - % of student end of year RIT score met or exceeded individual growth projections based upon MAP - 2024 Goal: 58%, Academic Gaps - The performance of ECISD student subgroups compared to their peers across the state of Texas (Domain 3) - 2024 Goal: 51%, 3rd Grade Composite (reading and math) - % of 3rd grade students achieving the meets or exceeds standard in both reading and math on STAAR - 2024 Goal: 35%, School Connectedness - The belief held by students that adults and peers in the school care about their learning as well as about them as individuals - 2024 Goal: 63%

Evaluation Data Sources: MAP, STAAR, SCA's, Teacher data

Strategy 1 Details	Reviews			
<p>Strategy 1: Family Math Night</p> <p>Strategy's Expected Result/Impact: Students will be able to share and show their parents what they are learning in Math and play some games with them.</p> <p>Staff Responsible for Monitoring: Students showing strategies and games, teacher preparing students and setting up, administrators monitoring</p> <p>TEA Priorities: Build a foundation of reading and math</p> <p>- ESF Levers: Lever 1: Strong School Leadership and Planning, Lever 3: Positive School Culture, Lever 4: High-Quality Instructional Materials and Assessments, Lever 5: Effective Instruction</p>	Formative			Summative
	Oct	Jan	Mar	May
Strategy 2 Details	Reviews			
<p>Strategy 2: Peer tutoring</p> <p>Strategy's Expected Result/Impact: 3rd grade will work with 5th grade students to target Math facts</p> <p>Staff Responsible for Monitoring: 3rd & 5th teachers</p>	Formative			Summative
	Oct	Jan	Mar	May
<div style="display: flex; justify-content: space-around; align-items: center;"> <div style="text-align: center;">  No Progress </div> <div style="text-align: center;">  Accomplished </div> <div style="text-align: center;">  Continue/Modify </div> <div style="text-align: center;">  Discontinue </div> </div>				

Board Goal 1: Through foundational excellence, talent development and the learning journey, the percentage of students achieving or exceeding the meets standard on state assessments will increase from 32% to 60% by May 2024 across all tested content areas.

Performance Objective 3: By May of 2025, the % of students performing at the Masters level on 3rd RLA STAAR will increase from 50% to 51 %. 4th RLA STAAR Masters level will increase from 49% to 50%. 5th RLA STAAR will increase from 76% to 77%.

Indicators of Success:


Growth (STAAR) - % of students who meet or exceed the STAAR progress measure - 2024 Goal: 75%, Growth (MAP) - % of student end of year RIT score met or exceeded individual growth projections based upon MAP - 2024 Goal: 58%, Academic Gaps - The performance of ECISD student subgroups compared to their peers across the state of Texas (Domain 3) - 2024 Goal: 51%, 3rd Grade Composite (reading and math) - % of 3rd grade students achieving the meets or exceeds standard in both reading and math on STAAR - 2024 Goal: 35%, School Connectedness - The belief held by students that adults and peers in the school care about their learning as well as about them as individuals - 2024 Goal: 63%

Evaluation Data Sources: MAP, STAAR, SCA's and iReady programs

Strategy 1 Details	Reviews			
<p>Strategy 1: AR transition - The Book Whisperer</p> <p>Strategy's Expected Result/Impact: Students will be excited and encouraged to read and journal what they are reading.</p> <p>Staff Responsible for Monitoring: Teachers, Librarian and administration monitor and support</p> <p>TEA Priorities: Build a foundation of reading and math</p> <p>- ESF Levers: Lever 1: Strong School Leadership and Planning, Lever 2: Strategic Staffing, Lever 3: Positive School Culture, Lever 4: High-Quality Instructional Materials and Assessments, Lever 5: Effective Instruction</p>	Formative			Summative
	Oct	Jan	Mar	May
Strategy 2 Details	Reviews			
<p>Strategy 2: One Book One School</p> <p>Strategy's Expected Result/Impact: Improve student comprehension and love for reading.</p> <p>Staff Responsible for Monitoring: All staff members</p> <p>TEA Priorities: Build a foundation of reading and math</p> <p>- ESF Levers: Lever 3: Positive School Culture</p>	Formative			Summative
	Oct	Jan	Mar	May

 No Progress

 Accomplished

 Continue/Modify

 Discontinue





Board Goal 1: Through foundational excellence, talent development and the learning journey, the percentage of students achieving or exceeding the meets standard on state assessments will increase from 32% to 60% by May 2024 across all tested content areas.

Performance Objective 4: By May of 2025, the % of students performing at the Masters level on 5th Science STAAR will increase from 67% to 68 %.

Indicators of Success:

Growth (STAAR) - % of students who meet or exceed the STAAR progress measure - 2024 Goal: 75%, Growth (MAP) - % of student end of year RIT score met or exceeded individual growth projections based upon MAP - 2024 Goal: 58%, Academic Gaps - The performance of ECISD student subgroups compared to their peers across the state of Texas (Domain 3) - 2024 Goal: 51%, School Connectedness - The belief held by students that adults and peers in the school care about their learning as well as about them as individuals - 2024 Goal: 63%

Evaluation Data Sources: MAP, STAAR, teacher created labs and data

Strategy 1 Details	Reviews			
Strategy 1: Science Fair Strategy's Expected Result/Impact: Students will learn the Scientific Method Staff Responsible for Monitoring: Science Teachers and Administration ESF Levers: Lever 1: Strong School Leadership and Planning, Lever 2: Strategic Staffing	Formative			Summative
	Oct	Jan	Mar	May
Strategy 2 Details	Reviews			
Strategy 2: Robotics Club Staff Responsible for Monitoring: 4th & 5th Grade Science Teachers ESF Levers: Lever 1: Strong School Leadership and Planning, Lever 2: Strategic Staffing, Lever 3: Positive School Culture, Lever 4: High-Quality Instructional Materials and Assessments, Lever 5: Effective Instruction	Formative			Summative
	Oct	Jan	Mar	May
<div style="display: flex; justify-content: space-around; align-items: center;"> <div style="text-align: center;">  No Progress </div> <div style="text-align: center;">  Accomplished </div> <div style="text-align: center;">  Continue/Modify </div> <div style="text-align: center;">  Discontinue </div> </div>				





Board Goal 2: Through foundational excellence, talent development and the learning journey, the percentage of 3rd grade students reading at or above grade level will increase from 35% to 45% by May 2024.

Performance Objective 1: All K-2nd groups will increase their % of students that met growth goal on Reading MAP by 1% by May 2025. Kindergarten will increase from 88% to 89%, 1st will increase from 55% to 56% and 2nd will increase from 51% to 52%.

Indicators of Success:

Growth (MAP) - % of student end of year RIT score met or exceeded individual growth projections based upon MAP - 2024 Goal: 58%, Kindergarten Readiness - % of students meeting kindergarten readiness benchmark - 2024 Goal: 65%

Evaluation Data Sources: MAP, SCA, and teacher created tests

Strategy 1 Details	Reviews			
<p>Strategy 1: Bookworms</p> <p>Strategy's Expected Result/Impact: Volunteers read book provided by Education Foundation to students and give them a copy to take home to share the love of reading.</p> <p>Staff Responsible for Monitoring: Teachers, Volunteers and Education Foundation</p> <p>TEA Priorities: Build a foundation of reading and math</p> <p>- ESF Levers: Lever 3: Positive School Culture, Lever 4: High-Quality Instructional Materials and Assessments</p>	Formative			Summative
	Oct	Jan	Mar	May
<div style="display: flex; justify-content: space-around; align-items: center;"> <div style="text-align: center;">  0% No Progress </div> <div style="text-align: center;">  100% Accomplished </div> <div style="text-align: center;">  Continue/Modify </div> <div style="text-align: center;">  Discontinue </div> </div>				

Board Goal 2: Through foundational excellence, talent development and the learning journey, the percentage of 3rd grade students reading at or above grade level will increase from 35% to 45% by May 2024.

Performance Objective 2: Third grade will increase their % of students that met growth goal on MAP by 1% from 61% to 62% by May 2025.

Indicators of Success:

Growth (STAAR) - % of students who meet or exceed the STAAR progress measure - 2024 Goal: 75%, Growth (MAP) - % of student end of year RIT score met or exceeded individual growth projections based upon MAP - 2024 Goal: 58%, 3rd Grade Composite (reading and math) - % of 3rd grade students achieving the meets or exceeds standard in both reading and math on STAAR - 2024 Goal: 35%

Evaluation Data Sources: MAP, SCA, STAAR practice tests, STAAR and TELPAS

Board Goal 2: Through foundational excellence, talent development and the learning journey, the percentage of 3rd grade students reading at or above grade level will increase from 35% to 45% by May 2024.





Performance Objective 3: Third Grade students will increase their Mastery level on RLA STAAR from 50% to 52% by May 2025.

High Priority

Indicators of Success:

Growth (STAAR) - % of students who meet or exceed the STAAR progress measure - 2024 Goal: 75%, Growth (MAP) - % of student end of year RIT score met or exceeded individual growth projections based upon MAP - 2024 Goal: 58%, Academic Gaps - The performance of ECISD student subgroups compared to their peers across the state of Texas (Domain 3) - 2024 Goal: 51%, 3rd Grade Composite (reading and math) - % of 3rd grade students achieving the meets or exceeds standard in both reading and math on STAAR - 2024 Goal: 35%

Evaluation Data Sources: SCA, MAP, teacher created tests, STAAR Interim, STAAR and TELPAS

Strategy 1 Details	Reviews			
<p>Strategy 1: Read Across America</p> <p>Strategy's Expected Result/Impact: Outside volunteers will come in and share their love for reading while reading a book to the class.</p> <p>Staff Responsible for Monitoring: Teachers, volunteers and administration support</p> <p>ESF Levers: Lever 1: Strong School Leadership and Planning, Lever 2: Strategic Staffing, Lever 3: Positive School Culture, Lever 4: High-Quality Instructional Materials and Assessments, Lever 5: Effective Instruction</p>	Formative			Summative
	Oct	Jan	Mar	May
<div style="display: flex; justify-content: space-around; align-items: center;"> <div style="text-align: center;">  No Progress </div> <div style="text-align: center;">  Accomplished </div> <div style="text-align: center;">  Continue/Modify </div> <div style="text-align: center;">  Discontinue </div> </div>				





Board Goal 3: Through foundational excellence, talent development and the learning journey, the percentage of high school graduates considered College, Career or Military Ready will increase from 56% to 65% by May 2024.

Performance Objective 1: Panorama Self-Efficacy will increase from 75% to 77% by May 2025.

Indicators of Success:

School Connectedness - The belief held by students that adults and peers in the school care about their learning as well as about them as individuals - 2024 Goal: 63%

Evaluation Data Sources: Panorama, Teacher and Staff check-ins

Strategy 1 Details	Reviews			
<p>Strategy 1: Reagan Representatives</p> <p>Strategy's Expected Result/Impact: 5th grade students will step into leadership positions to represent Reagan when guests are here. Improve their Self-Efficacy.</p> <p>Staff Responsible for Monitoring: 5th grade teachers, counselor and administrative team</p> <p>ESF Levers: Lever 3: Positive School Culture</p>	Formative			Summative
	Oct	Jan	Mar	May
<div style="display: flex; justify-content: space-around; align-items: center;"> <div style="text-align: center;">  0% No Progress </div> <div style="text-align: center;">  100% Accomplished </div> <div style="text-align: center;">  Continue/Modify </div> <div style="text-align: center;">  Discontinue </div> </div>				

Board Goal 3: Through foundational excellence, talent development and the learning journey, the percentage of high school graduates considered College, Career or Military Ready will increase from 56% to 65% by May 2024.

Performance Objective 2: Panorama rigorous expectations will increase from 88% to 89%.

Indicators of Success:

School Connectedness - The belief held by students that adults and peers in the school care about their learning as well as about them as individuals - 2024 Goal: 63%

Evaluation Data Sources: Panorama, check-ins from teachers and staff





Board Goal 3: Through foundational excellence, talent development and the learning journey, the percentage of high school graduates considered College, Career or Military Ready will increase from 56% to 65% by May 2024.

Performance Objective 3: AVID certified teachers will increase by 2% by the end of May 2025

Indicators of Success:

College, Career, and Military Readiness - % of current seniors meeting at least one accountability indicator by the fall of their senior year - 2024 Goal: 27%

Evaluation Data Sources: AVID certification, administrator check-ins and encouragement

Strategy 1 Details	Reviews			
<p>Strategy 1: Trainer of Trainers Strategy's Expected Result/Impact: AVID certified teachers on staff will lead PLC's sharing strategies that will improve classroom performances Staff Responsible for Monitoring: AVID certified teachers and administrative team TEA Priorities: Recruit, support, retain teachers and principals, Build a foundation of reading and math - ESF Levers: Lever 1: Strong School Leadership and Planning, Lever 2: Strategic Staffing, Lever 3: Positive School Culture, Lever 4: High-Quality Instructional Materials and Assessments, Lever 5: Effective Instruction</p>	Formative			Summative
	Oct	Jan	Mar	May
Strategy 2 Details	Reviews			
<p>Strategy 2: AVID Showcase Strategy's Expected Result/Impact: Improve AVID strategies Staff Responsible for Monitoring: Mrs. Berridge, AVID Certified teachers and administration TEA Priorities: Recruit, support, retain teachers and principals, Connect high school to career and college - ESF Levers: Lever 1: Strong School Leadership and Planning, Lever 2: Strategic Staffing, Lever 3: Positive School Culture, Lever 4: High-Quality Instructional Materials and Assessments, Lever 5: Effective Instruction</p>	Formative			Summative
	Oct	Jan	Mar	May
<div style="display: flex; justify-content: space-around; align-items: center;"> <div style="text-align: center;">  No Progress </div> <div style="text-align: center;">  Accomplished </div> <div style="text-align: center;">  Continue/Modify </div> <div style="text-align: center;">  Discontinue </div> </div>				





Board Goal 3: Through foundational excellence, talent development and the learning journey, the percentage of high school graduates considered College, Career or Military Ready will increase from 56% to 65% by May 2024.

Performance Objective 4: Reagan's overall attendance will increase from 95.9 to 96.9% by May 2025.

Indicators of Success:

Attendance - % of student daily attendance - 2024 Goal: 95%

Evaluation Data Sources: Attendance weekly, staff check-ins for attendance

Strategy 1 Details	Reviews			
Strategy 1: Grade Level Competitions Strategy's Expected Result/Impact: Attendance will improve when attendance is announced and discussed during morning announcements weekly. Staff Responsible for Monitoring: Administrative team, teachers and parents ESF Levers: Lever 3: Positive School Culture	Formative			Summative
	Oct	Jan	Mar	May
Strategy 2 Details	Reviews			
Strategy 2: Attendance Tracker Strategy's Expected Result/Impact: Improve student attendance Staff Responsible for Monitoring: All staff ESF Levers: Lever 1: Strong School Leadership and Planning, Lever 2: Strategic Staffing, Lever 3: Positive School Culture	Formative			Summative
	Oct	Jan	Mar	May
<div style="display: flex; justify-content: space-around; align-items: center;"> <div style="text-align: center;">  0% No Progress </div> <div style="text-align: center;">  100% Accomplished </div> <div style="text-align: center;">  Continue/Modify </div> <div style="text-align: center;">  Discontinue </div> </div>				