



DUCHESNE COUNTY SCHOOL DISTRICT



Duchesne County School District

Assessment & Accountability
Annual Report

2022-2023

Content

DCSD Benchmarks	PG 3-5
Early Literacy Results	PG 6-7
Acadience Math	PG 8
Rise Results	PG 9-11
Utah Aspire Plus Results	PG 12-13
ACT Results	PG 14
Graduation Rates	PG 15

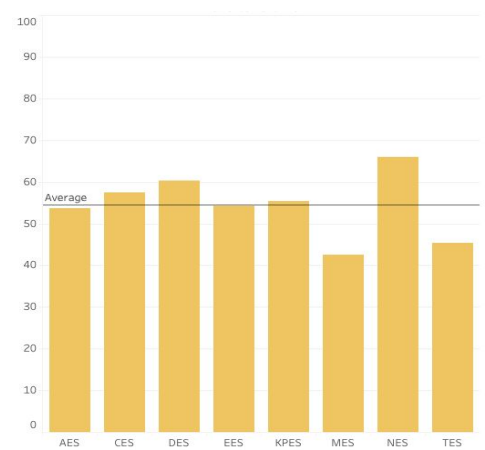
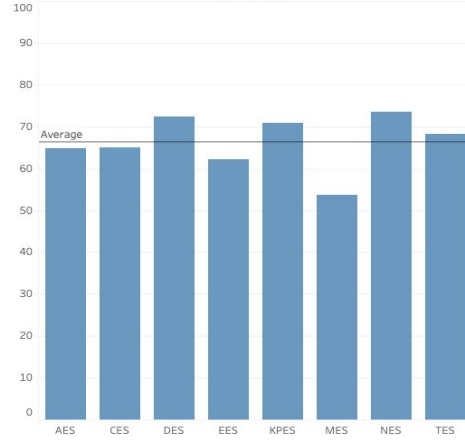
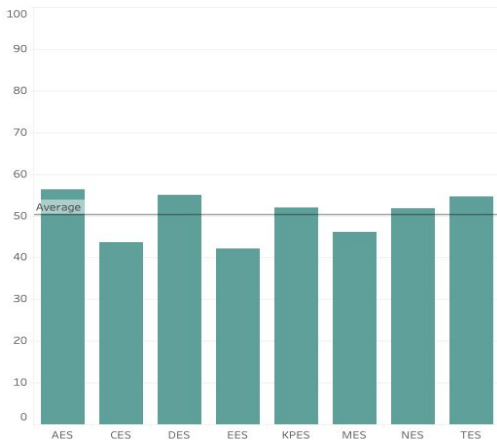
DCSD BENCHMARKS

The Benchmarks represent our effort to have a quarterly check-in with all of our schools and core courses. They are meant to be a useful formative tool for teachers and teams to use as they plan their instruction. Think of them as a common formative assessment for the entire district. With the exception of ELA, all standards from quarter to quarter are different from each other and cannot be compared longitudinally. Instead, we compare across the district by standard in order to show strengths in teaching and keep the district aligned.

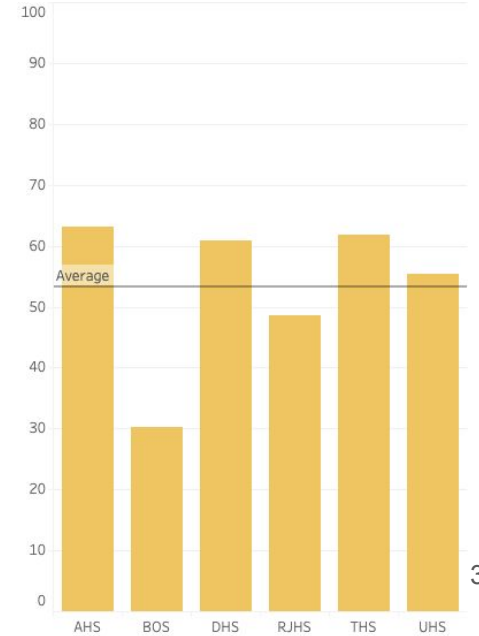
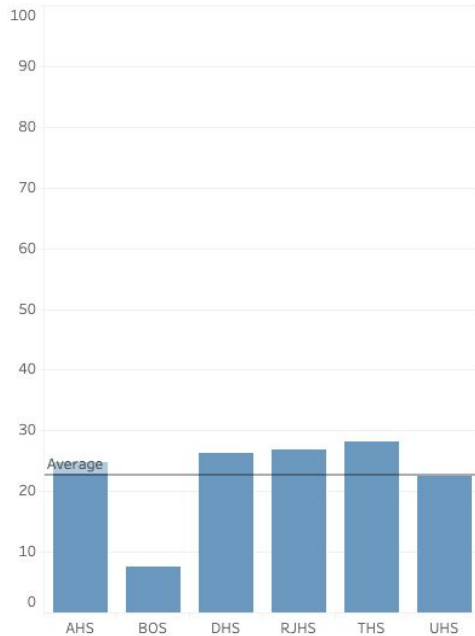
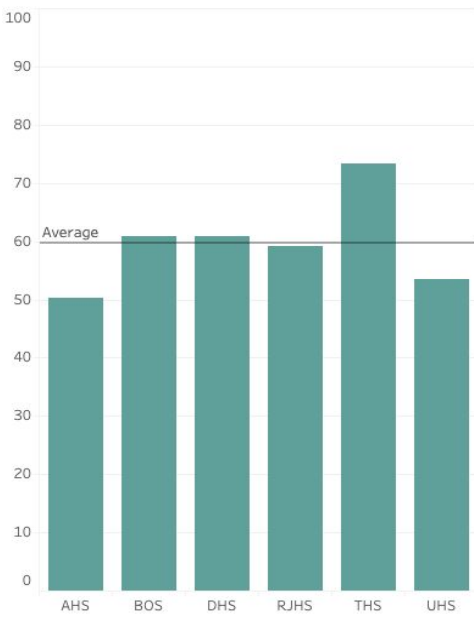
2022-2023 Q1 PERCENT PROFICIENT RESULTS BY SCHOOL LINE SHOWS DISTRICT AVERAGE



ELEMENTARY



SECONDARY

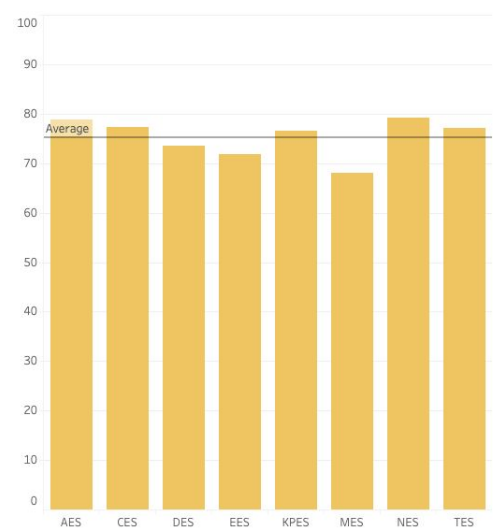
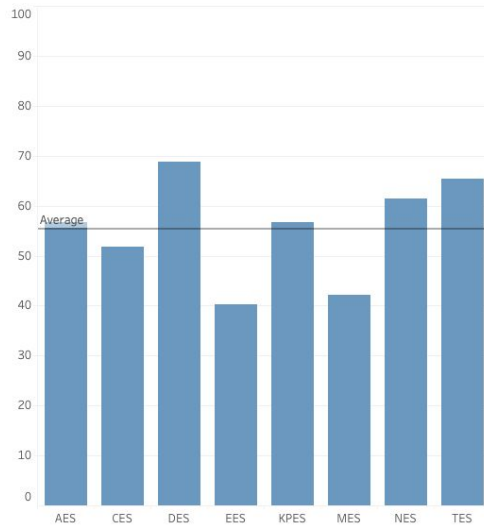
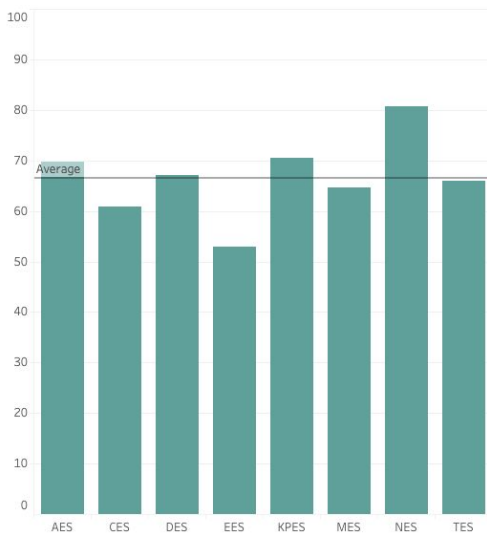


DCSD BENCHMARKS

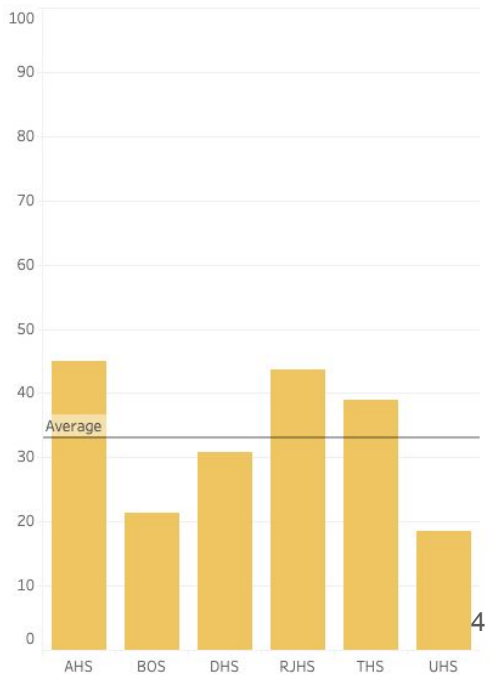
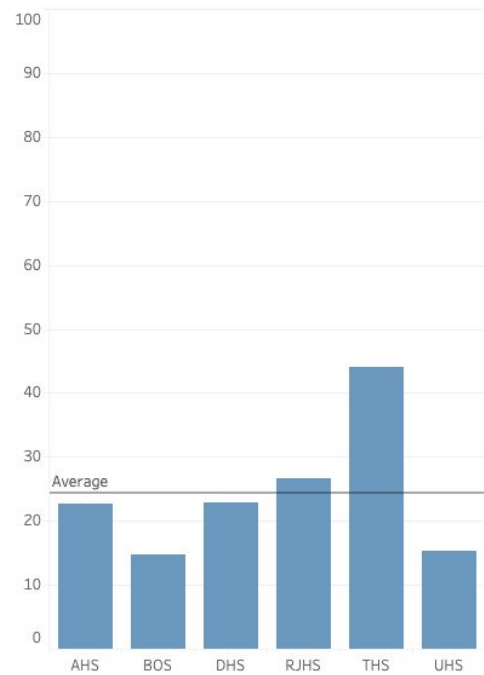
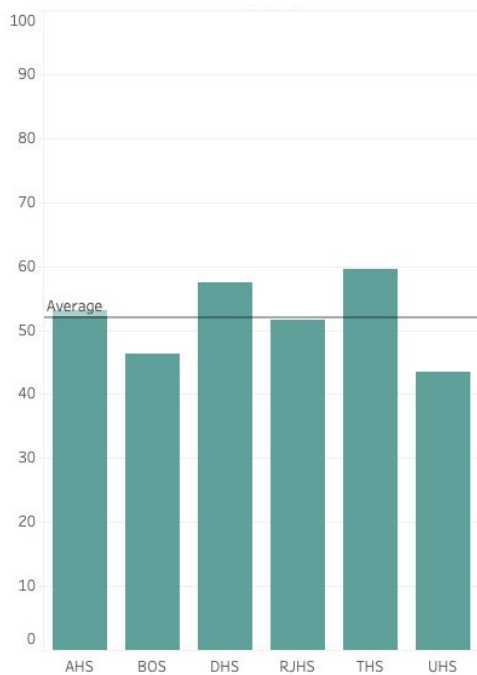
2022-2023 Q2 PERCENT PROFICIENT RESULTS BY SCHOOL - LINE SHOWS DISTRICT AVERAGE



ELEMENTARY



SECONDARY

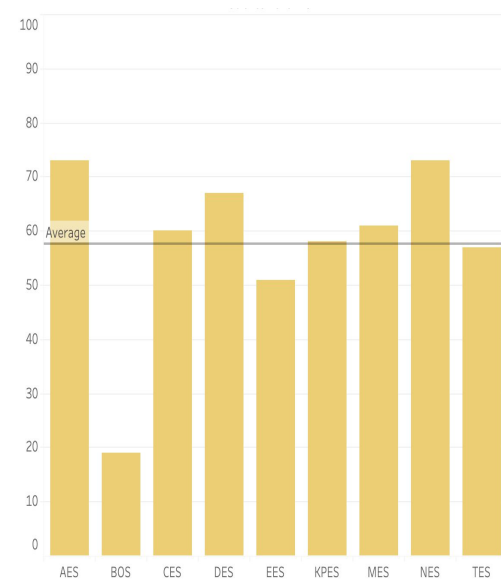
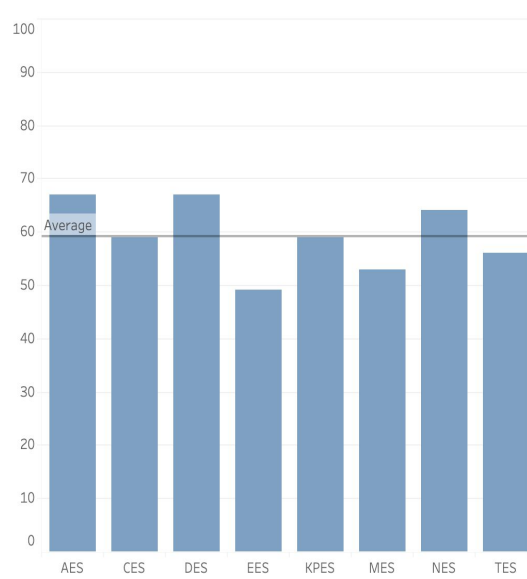
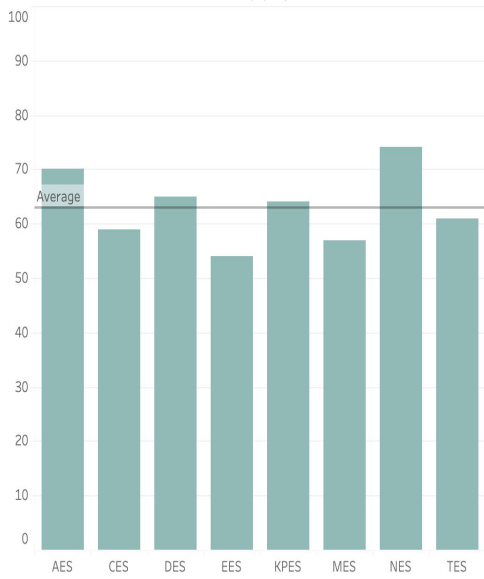


DCSD BENCHMARKS

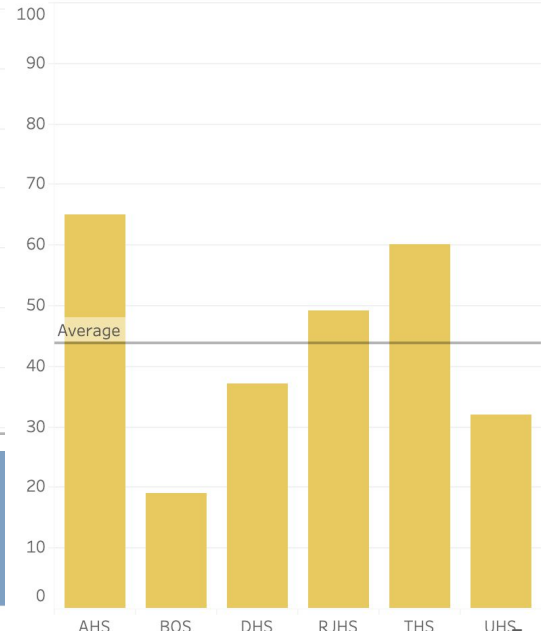
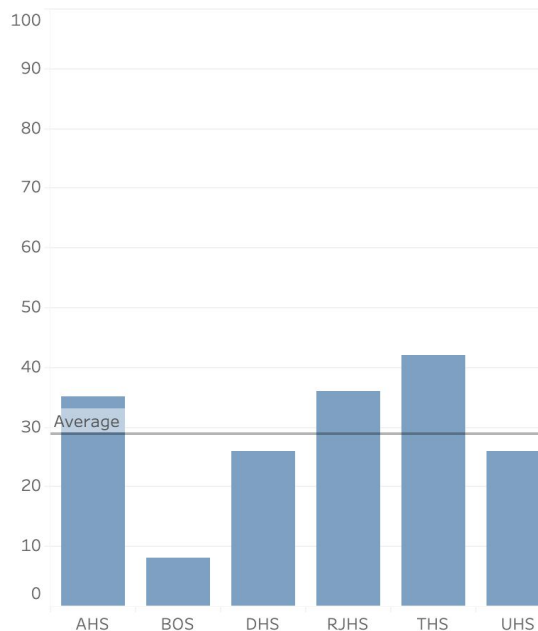
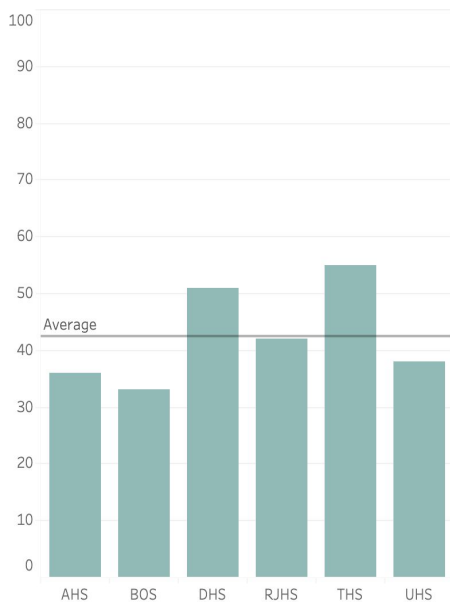
2022-2023 Q3 PERCENT PROFICIENT RESULTS BY SCHOOL - LINE SHOWS DISTRICT AVERAGE



ELEMENTARY



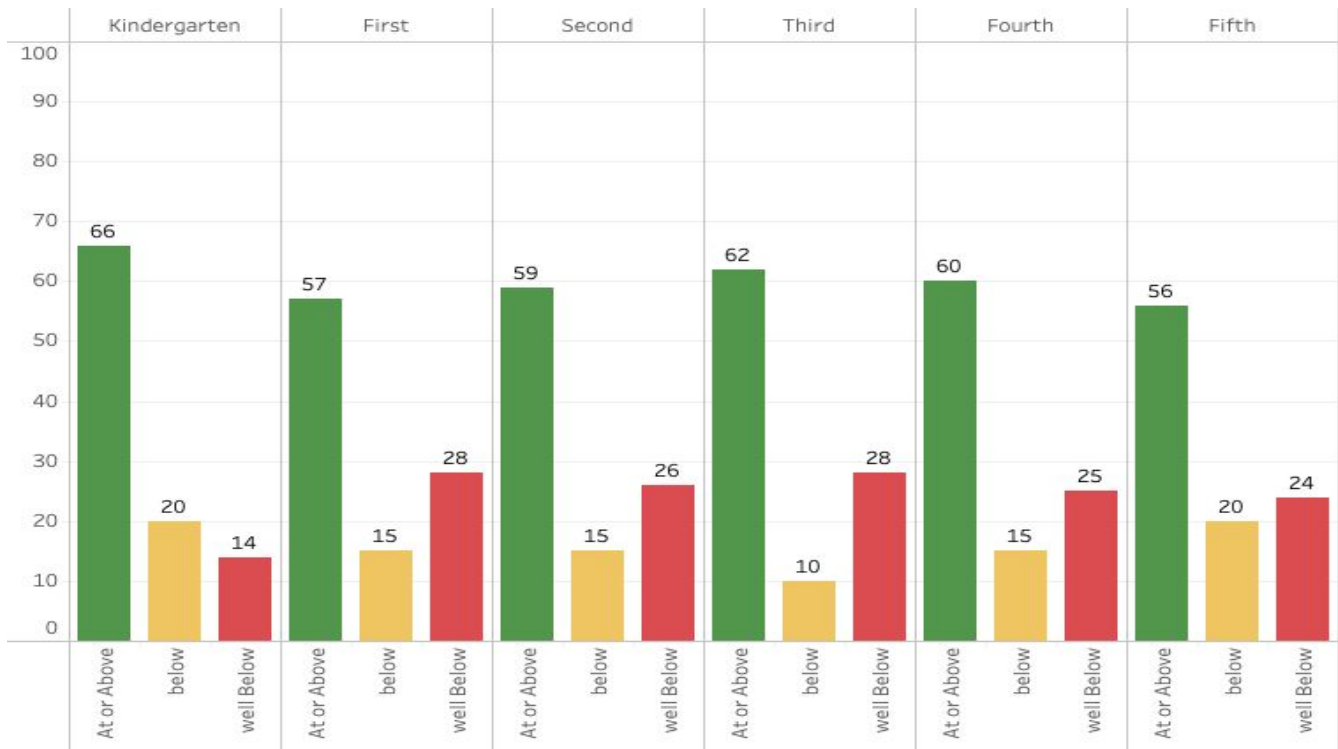
SECONDARY



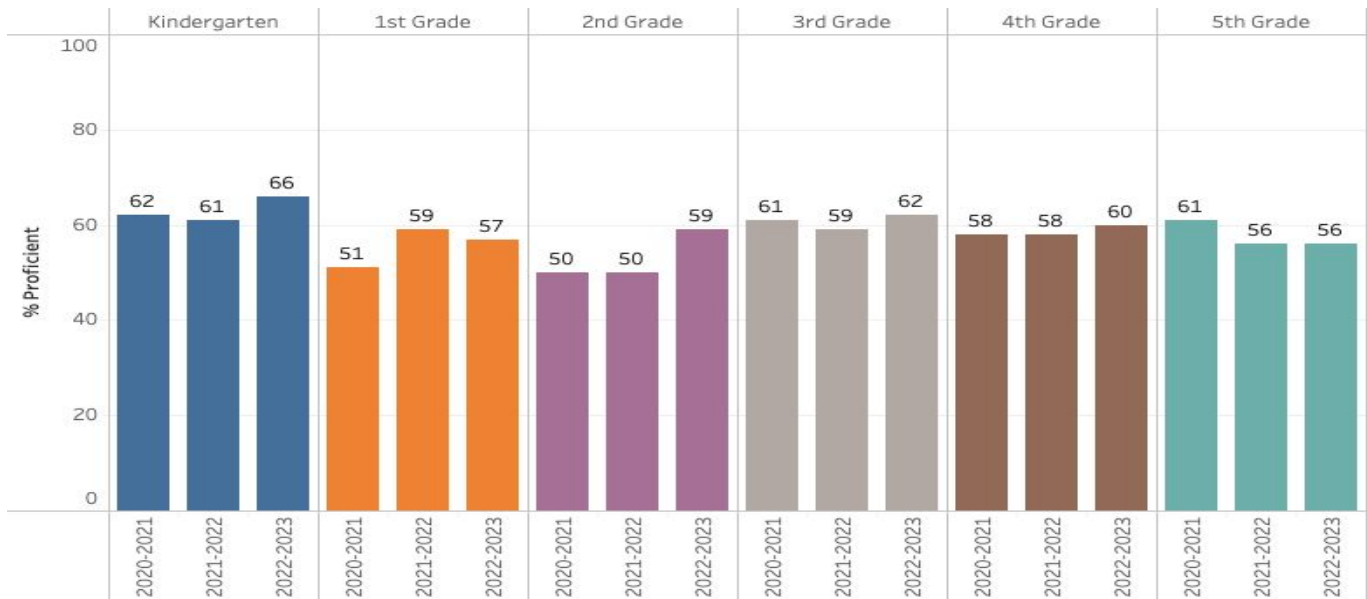
EARLY LITERACY PERFORMANCE ACADIENCE READING

Utah's elementary students are required to take the Acadience Reading (formerly DIBELS) assessments in grades K-3. This includes subtests measuring phonemic sound fluency, correct letter sounds, nonsense word fluency, reading rate, and reading accuracy. DCSD requires the assessment for K-5.

2022-2023 DISTRICT K-5 EOY ACADIENCE BENCHMARK RESULTS



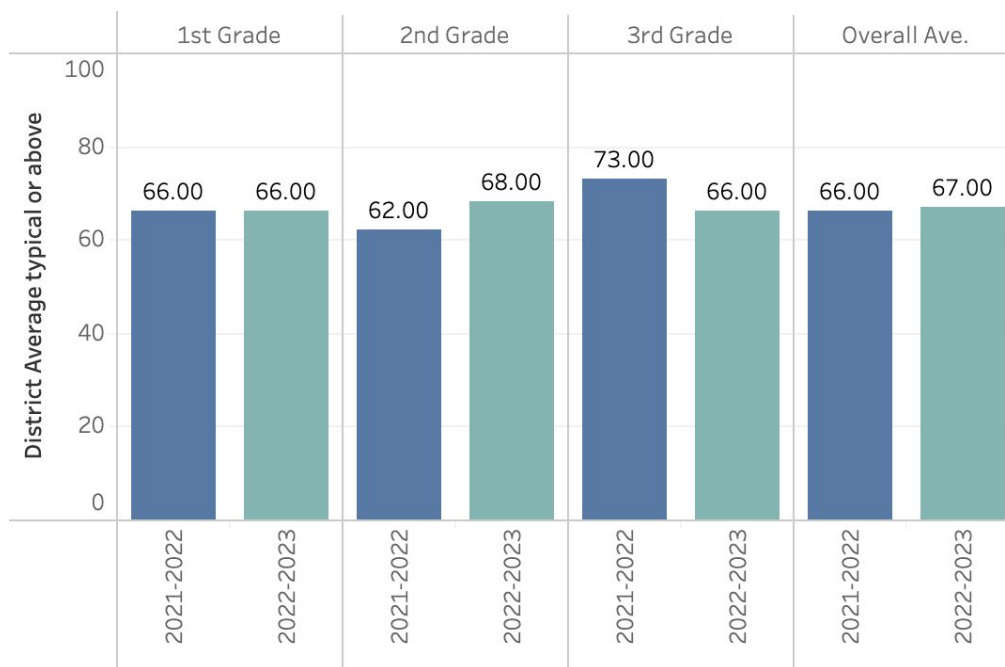
3 YEAR TREND - DISTRICT AT OR ABOVE BENCHMARK



ACADIENCE READING GROWTH

The Acadience Pathways of Progress (PoP) tool uses growth from beginning of the year to the end of the year to identify progress based on students with similar initial skills, and classifies their progress as well below typical (below 20th percentile), below typical (20th to 39th percentile), typical (40th to 59th percentile), above typical (60th to 79th percentile), or well above typical (80th percentile and above). The Utah State Board of Education uses PoP scores to determine if districts are meeting the State Growth Goal performance threshold for students demonstrating typical or above typical growth.

2-YEAR TREND - DCSD GRADES 1-3 - TYPICAL OR ABOVE GROWTH



GOALS

1st - Increase 15% from BOY to EOY in Nonsense Word-Clear Letter Sound.

Result 18% Increase

2nd - To maintain BOY to EOY fluency.

Result -1% Decrease

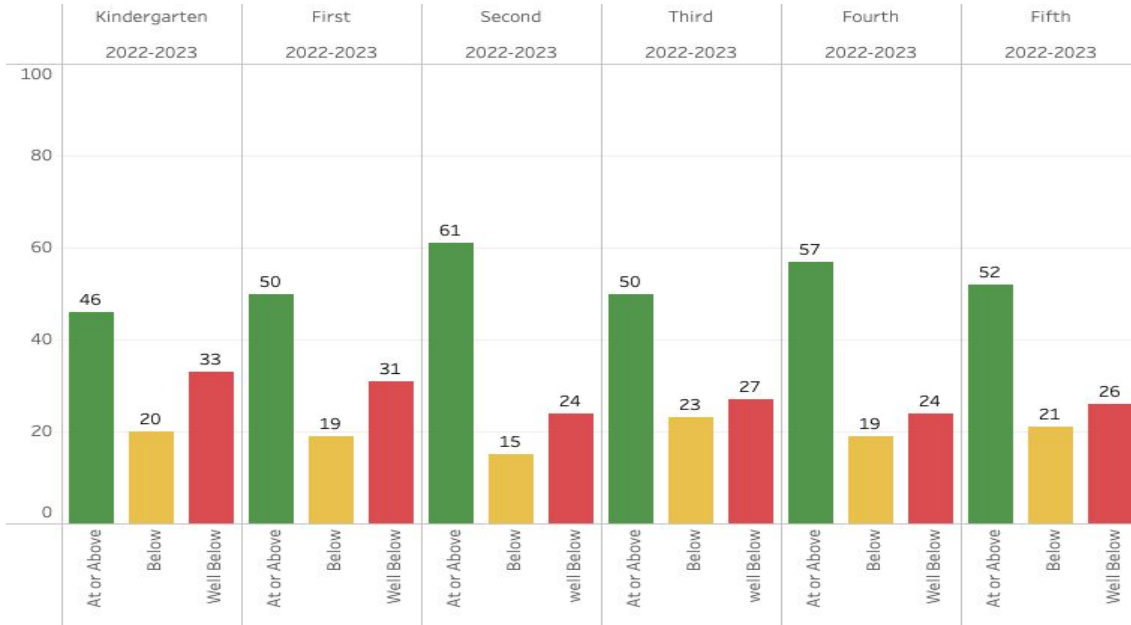
3rd - To have at least 60% of students make typical progress or above within the PoP.

Result 66% Met PoP

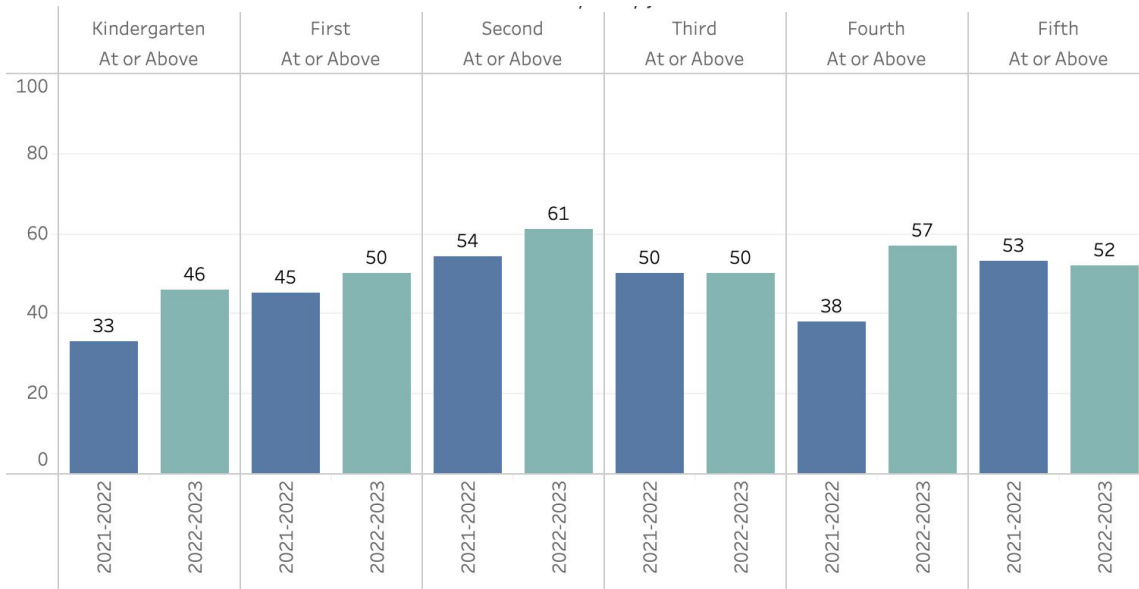
ACADIENCE MATH

The Acadience Pathways of Progress (PoP) for math is similar to reading in the way it is calculated. The Utah State Board of Education uses PoP scores to determine if districts are meeting the State Growth Goal performance threshold for students demonstrating typical or above typical growth.

2022-2023 DISTRICT K-5 EOY ACADIENCE BENCHMARK RESULTS



2 YEAR TREND - DISTRICT AT OR ABOVE BENCHMARK



GOALS

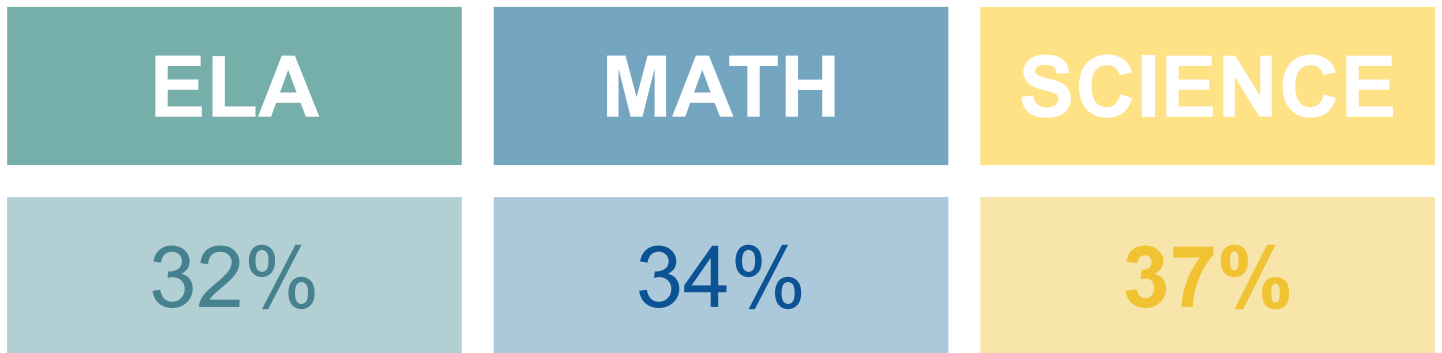
Kindergarten - BQD score maintained from BOY-EOY

Result 12% Increase

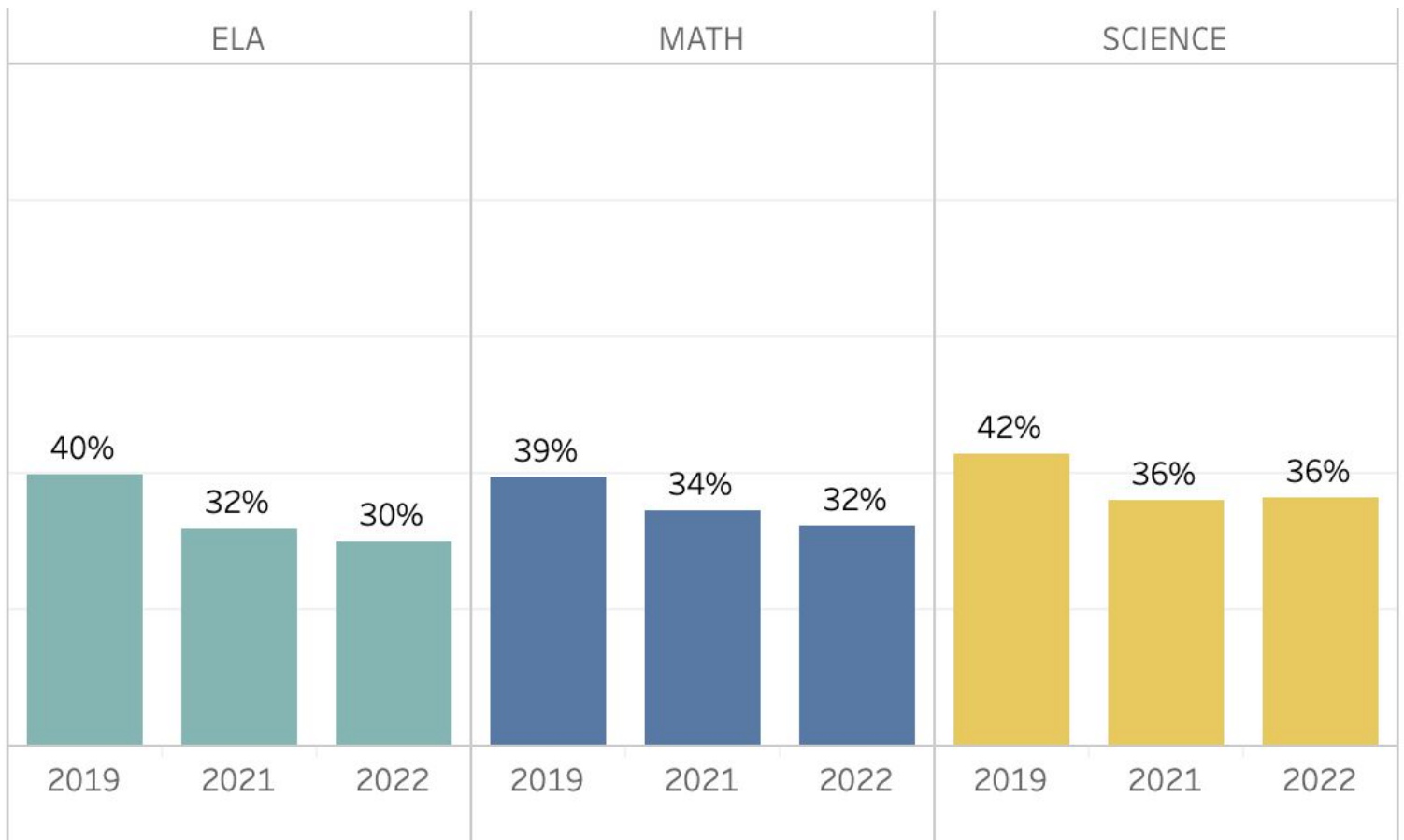
RISE ASSESSMENT RESULTS

RISE is a system of assessments, based on the Utah Core Standards, designed to measure student success and growth over the years. Utah's public school students are required to take RISE ELA and Math assessments in grades 3-8 and Science in grades 4-8.

2022-2023 DISTRICT RISE PRELIMINARY RESULTS



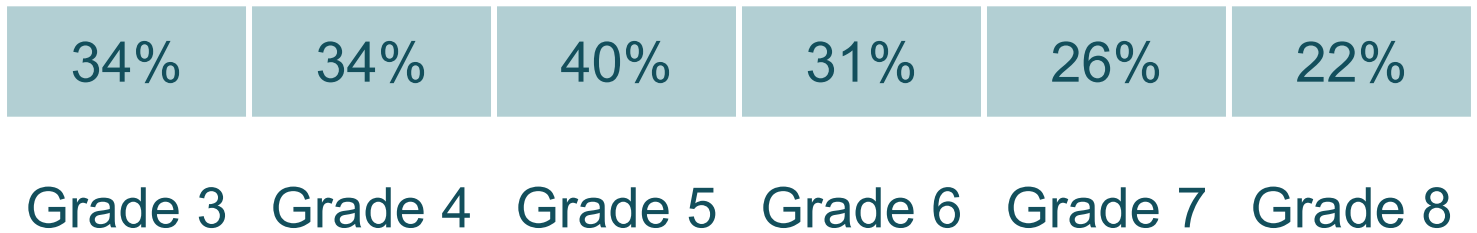
3 YEAR TREND - RISE RESULTS (GRADES 3-8)



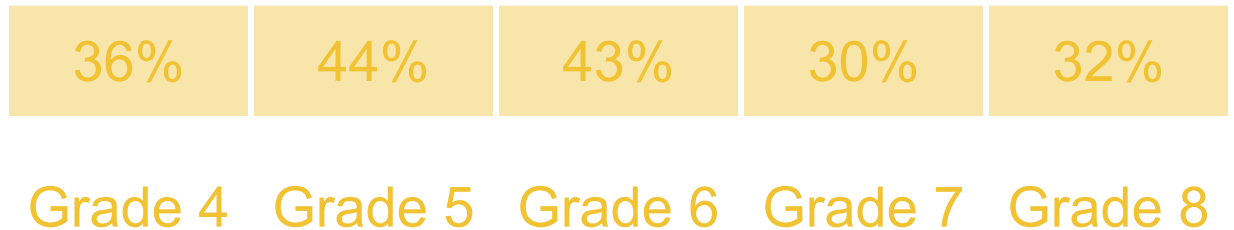
RISE GRADE LEVEL COMPARISONS

2022-2023 DISTRICT PERCENT PROFICIENT BY TEST & GRADE

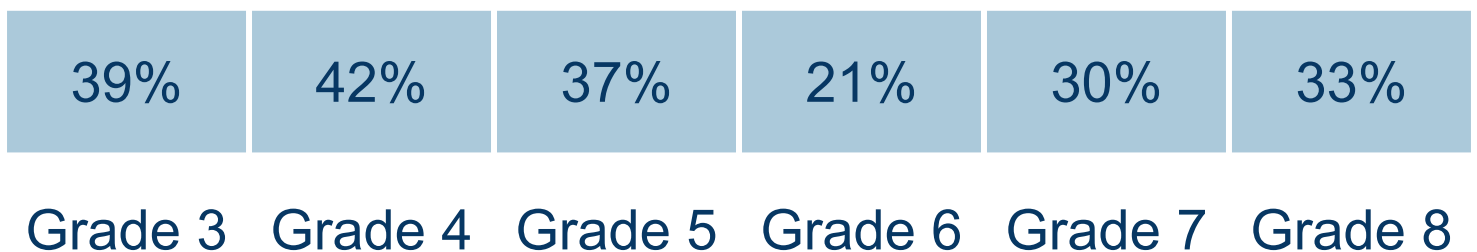
ELA



Science



Math



RISE SCHOOL PERFORMANCE

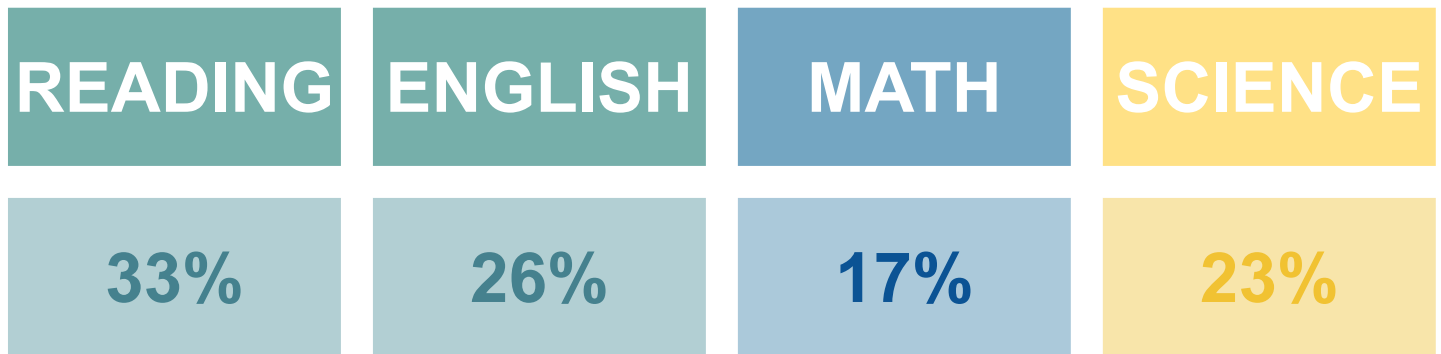
2022-2023 SCHOOL PERCENT PROFICIENT BY TEST

SCHOOL	ELA	MATH	SCIENCE
ALTAMONT ELEMENTARY	47%	47%	60%
ALTAMONT HIGH SCHOOL	30%	36%	40%
BASIN ONLINE SCHOOL	26%	8%	23%
CENTENNIAL ELEMENTARY	31%	34%	37%
DUCHESNE ELEMENTARY	46%	47%	46%
DUCHESNE HIGH SCHOOL	24%	26%	30%
EAST ELEMENTARY	24%	24%	17%
KINGS PEAK ELEMENTARY	32%	41%	33%
MYTON ELEMENTARY	33%	26%	43%
NEOLA ELEMENTARY	37%	43%	52%
ROOSEVELT JR HIGH	24%	28%	33%
TABIONA SCHOOL	29%	32%	33%

UTAH ASPIRE PLUS RESULTS

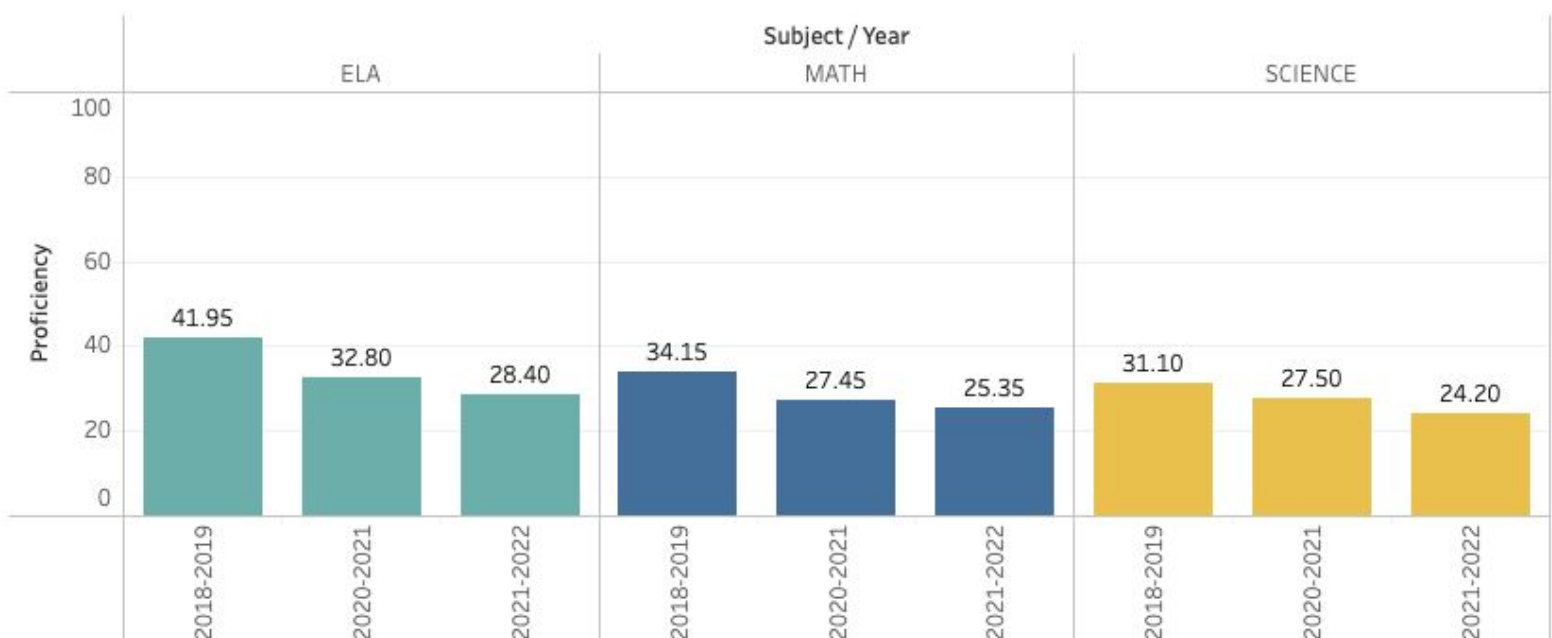
The Utah Aspire Plus (UA+) assessment is a hybrid of ACT Aspire and Utah Core test items. It is a fixed-form, end-of-grade-level high school assessment for all Utah students in grades 9 and 10. Utah Aspire Plus includes four subtests: reading, English, mathematics, and science.

2022-2023 DUCHESNE SCHOOL DISTRICT - UTAH ASPIRE PLUS



The rates shown above are preliminary from Pearson Access Next. Finalized results will not be published by the state until fall of 2023. The rates shown below are from finalized Data Gateway reports from the last 3 previous years.

3 YEAR TREND - UTAH ASPIRE PLUS RESULTS (GRADE 9-10)



UTAH ASPIRE PLUS COMPARISONS

2022-2023 DISTRICT PERCENT PROFICIENT BY TEST & GRADE

GRADE	READING	ENGLISH	MATH	SCIENCE
GRADE 9	33%	23%	19%	24%
GRADE 10	34%	30%	15%	22%

2022-2023 SCHOOL PERCENT PROFICIENT BY TEST

SCHOOL	READING	ENGLISH	MATH	SCIENCE
AHS 9TH	30%	33%	42%	38%
AHS 10TH	42%	50%	24%	33%
BOS 9TH	16%	11%	0%	15%
BOS 10TH	29%	12%	6%	18%
DHS 9TH	35%	24%	14%	27%
DHS 10TH	57%	54%	33%	42%
THS 9TH	38%	54%	31%	38%
THS 10TH	30%	30%	10%	20%
UHS 9TH	34%	21%	17%	21%
UHS 10TH	27%	22%	10%	15%

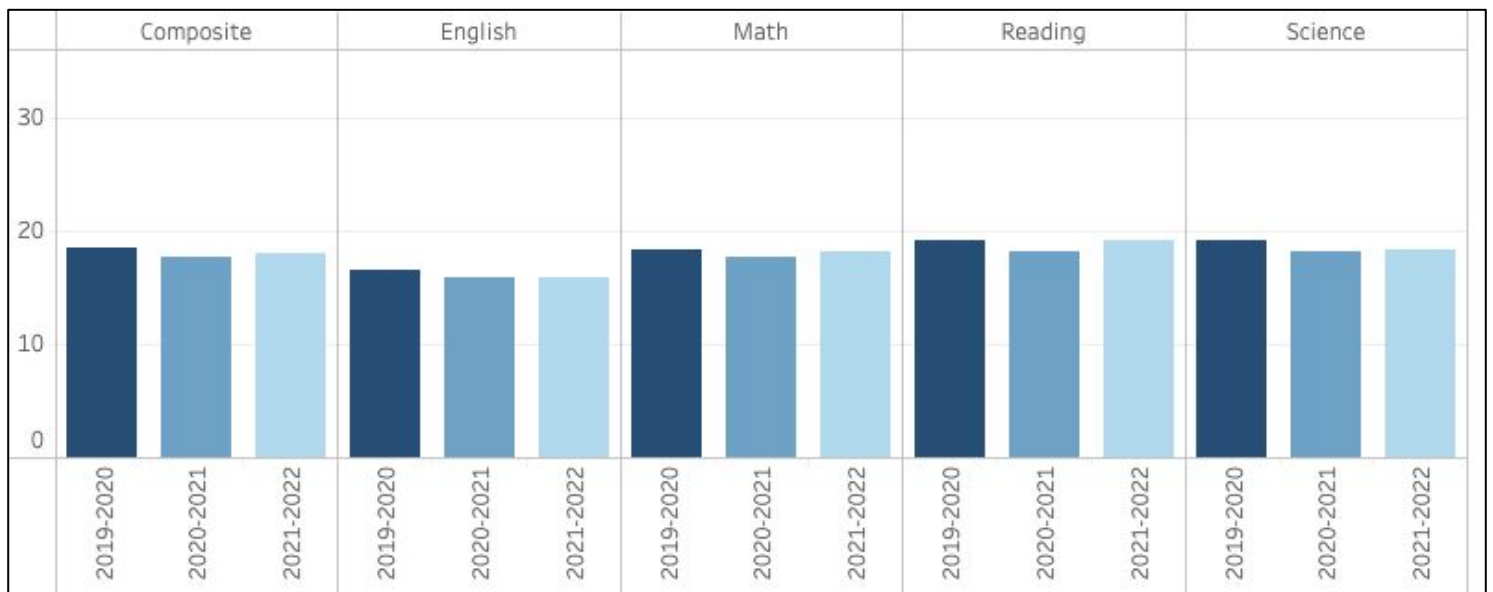
ACT 2023 RESULTS - GRADE 11

State ACT Testing is for all juniors in public school in Utah. The ACT is comprised of reading, English (grammar and usage), math, and science subtests. The ACT is not a knowledge test, but rather, is a test of critical thinking, problem solving, reading comprehension, and higher-level thinking skills that are important indicators of preparation for college and career.

2023 ACT 11 RESULTS - COMPOSITE & SUBTEST AVERAGES

Level	Composite	English	Math	Reading	Science
Utah	19.8	19	19.3	20.4	20
District	17.5	15.7	17.4	18.1	18.3
Altamont	16.9	15	17.5	17.1	17.4
BOS	17.1	16	15.6	19	17.5
Duchesne	18.2	16.9	17.5	19	18.8
Tabiona	18.9	17.7	19.6	18.4	18.9
Union	17.3	15.3	17.2	17.9	18.3

3 YEAR TREND - DISTRICT ACT AVERAGE SCORES



2023 GRADUATION RATES

Students are placed in a graduation cohort when they enter ninth grade and are expected to graduate within four years. For example, the cohort that entered 9th grade for the first time in the fall of the 2019-2020 school year was expected to graduate by the end of the summer, 2023. Graduation rates act as a delayed indicator for accountability and the 2023 graduation rate will be used for 2024 accountability.

**Duchesne County School District
2023 Graduation Rate**

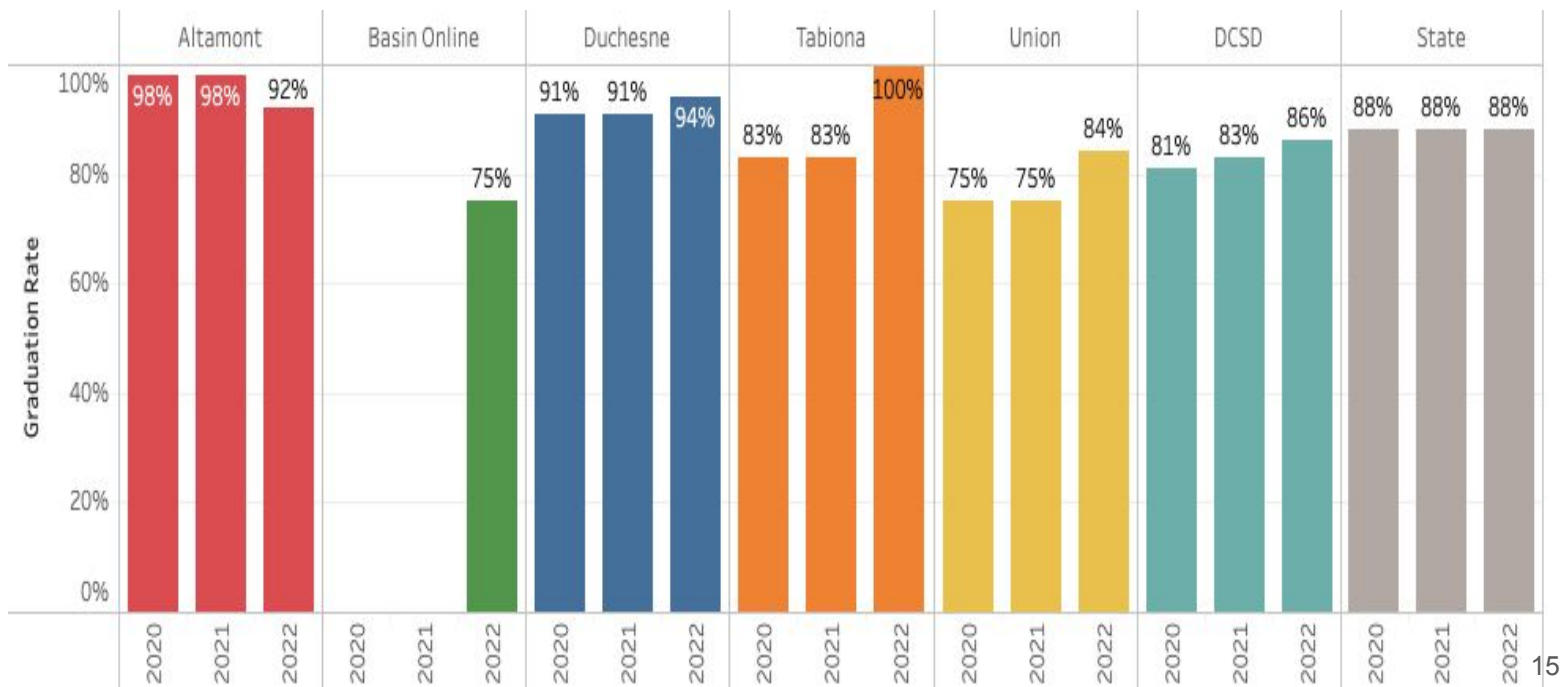
86%

2023 HIGH SCHOOL GRADUATION RATES

Altamont High School	Basin Online	Duchesne High School	Tabiona High School	Union High School
95%	63%	81%	100%	86%

The rates shown above are preliminary and will change based on state formulas. They will not be published until November of 2023. The graduation rates shown below are from the state reports the last 3 previous years.

DISTRICT 3 YEAR TREND - GRADUATION RATES





DUCHEсне COUNTY SCHOOL DISTRICT