



NAVARRO



INDEPENDENT SCHOOL DISTRICT

2024 State Accountability Update

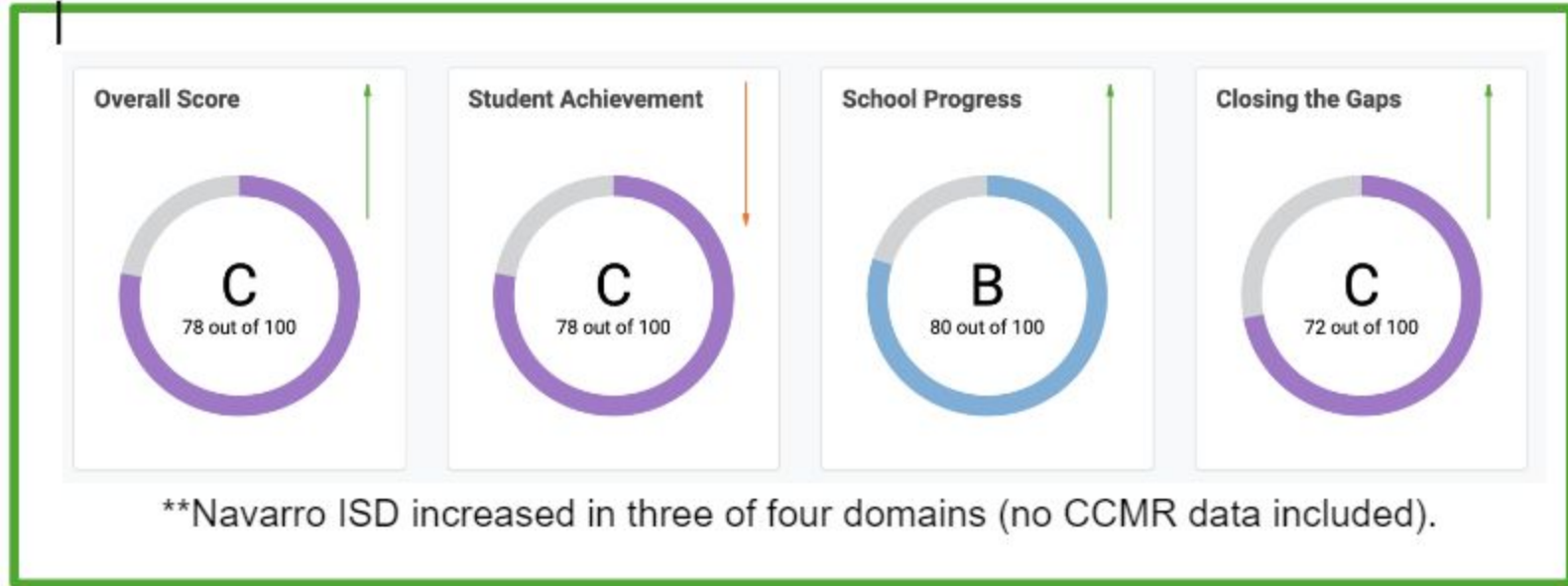
District Projected Rating

Summary Report - District

Performance Domain Summary

Domain	Scaled Score	Better of School Progress Part A or Part B	Better of Student Achievement or School Progress	Weight	Weighted Points
Domain 1 - Student Achievement	75				
Domain 2A - Academic Growth	80	80	80	70%	56
Domain 2B - Relative Performance	66				
Domain 3 - Closing the Gaps	72			30%	21.6
Overall Score					78
Projected Rating *					C

District Domain Visual



Campus Domain Breakdown

SCHOOL	CODE	PREDICTED RATING	OVERALL	DOMAIN 1	DOMAIN 2A	DOMAIN 2B	DOMAIN 2	DOMAIN 3
District		C	78	78	80	70	80	72
Navarro Elementary School	094903101	Not Rated	0					
Navarro Intermediate School	094903102	C	77	77	75	69	75	76
Navarro Junior High School	094903041	C	73	77	75	66	75	65
Navarro High School	094903001	B	83	80	87	73	87	72



Intermediate 2023-2024

Summary Report - Navarro Intermediate School

Alert: Axiom calculations are based on the 2024 Accountability Manual.

Overall Score



Student Achievement



School Progress



Closing the Gaps



** The Intermediate campus made gains in 3 of the 4 domains and increased their overall letter rating in closing the gaps.

Performance Domain Summary

Domain	Scaled Score	Better of School Progress Part A or Part B	Better of Student Achievement or School Progress	Weight	Weighted Points
Domain 1 - Student Achievement	77		77	70%	53.9
Domain 2A - Academic Growth	75	75			
Domain 2B - Relative Performance	69				
Domain 3 - Closing the Gaps	76			30%	22.8
Overall Score					77
Projected Rating *					C

Navarro Intermediate						
Math STAAR						
	Grade 3		Grade 4		Grade 5	
	2023	2024	2023	2024	2023	2024
Approaches	87%	81%	83	73%	80%	80%
Meets	61%	51%	63	52%	45%	50%
Masters	23%	17%	30	22%	18%	15%

Reading STAAR						
	Grade 3		Grade 4		Grade 5	
	2023	2024	2023	2024	2023	2024
Approaches	80%	78%	81%	84%	78%	82%
Meets	49%	44%	48%	53%	55%	59%
Masters	12%	16%	16%	18%	30%	27%

Intermediate Highlights

Strengths

- Use of HQIM (Amplify) materials has shown a positive correlation to student scores
- Strategic planning with Instructional Coaches weekly provided a cohesive alignment both vertically and horizontally
- Rigorous benchmark assessments have proven beneficial in preparing students for state assessments
- TEKS Resource implementation
- Weekly PLC meetings with teachers, administrators, and coaches

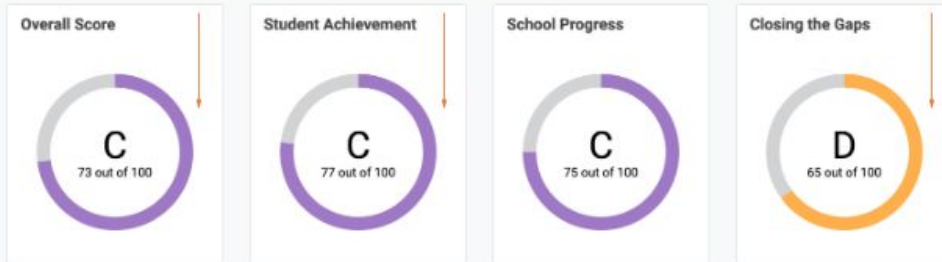
Areas for improvement

- Pacing of units, lessons, and instruction
- Consistent utilization of TEA vetted resources
- Small group instruction, reteach, and intervention
- Lesson internalization
- Moving students past Approaches and into Meets and Masters
- 3rd grade lost two ELA teachers in December

Junior High 2023-24

Summary Report - Navarro Junior High School

Alert: Axiom calculations are based on the 2024 Accountability Manual.



**Navarro Junior High declined in 3 of the 4 domains and changed accountability ratings to a lower letter score in student achievement and closing the gaps.

Performance Domain Summary

Domain	Scaled Score	Better of School Progress Part A or Part B	Better of Student Achievement or School Progress	Weight	Weighted Points
Domain 1 - Student Achievement	77		77	70%	53.9
Domain 2A - Academic Growth	75	75			
Domain 2B - Relative Performance	66				
Domain 3 - Closing the Gaps	65			30%	19.5
Overall Score					73
Projected Rating *					C

Navarro Junior High

Math STAAR

	Grade 6		Grade 7		Grade 8	
	2023	2024	2023	2024	2023	2024
Approaches	85%	76%	76%	66%	76%	68%
Meets	47%	42%	49%	43%	43%	32%
Masters	18%	12%	12%	10%	9%	8%

Reading (RLA) STAAR

	Grade 6		Grade 7		Grade 8	
	2023	2024	2023	2024	2023	2024
Approaches	78%	83%	82%	74%	85%	68%
Meets	55%	69%	54%	48%	56%	32%
Masters	30%	29%	21%	16%	23%	8%

Junior High

Strengths:

- Overall passing in 6th grade RLA increased slightly
- Addition of assistant principal allows for increased instructional walks
- Access to HQIM online for RLA


Areas for growth:

- Master Schedule with shared planning
- Regularly scheduled PLC meeting with instructional coaches and administration
- Increase use of HQIM across all grade levels
- Instructional Leadership
- Teaching assignments based on proven results, limit number of preps per teacher
- Meaningful use of “tutorial” time for targeted interventions

High School 2023-24

Summary Report - Navarro High School

Alert: Axiom calculations are based on the 2024 Accountability Manual.



******Given the current data HS made gains in 3 of the 4 reporting categories. CCMR data has not been reported.

Performance Domain Summary

Domain	Scaled Score	Better of School Progress Part A or Part B	Better of Student Achievement or School Progress	Weight	Weighted Points
Domain 1 - Student Achievement	80		87	70%	60.9
Domain 2A - Academic Growth	87	87			
Domain 2B - Relative Performance	73				
Domain 3 - Closing the Gaps	72			30%	21.6
Overall Score					83
Projected Rating *					B

Navarro High School

	Algebra I		English I		English II		US History		Biology	
	2023	2024	2023	2024	2023	2024	2023	2024	2023	2024
Approaches	84%	81%	81%	76%	83%	86%	97%	97%	92%	92%
Meets	26%	32%	60%	59%	69%	70%	81%	70%	52%	61%
Masters	5%	11%	12%	12%	11%	4%	42%	30%	11%	12%

High School

Strengths:

- Including Instructional Coaches in Benchmark and Unit Assessment creation
- Interim Assessments from TEA
- Biology scores increased

Areas for Growth:

- Master schedule with designated PLC times
- Use of Instructional Coaches
- Down an English I teacher most of the year
- Targeted interventions
- Implementation of HQIM in ELA and Math
- Data disaggregation and focused plans to close gaps
- Meaningful PLC meetings aligned with agendas, to include: Principal, Academic Dean, Instructional Coaches, and Teachers.
- SAT School Day
- CCMR data reviews