

**AMPHITHEATER**

*P u b l i c S c h o o l s*

Jim Burns

Executive Manager, Operational Support

# Transportation

# Transportation Background

- 13,500 eligible student
  - Average daily load
- 130 buses in the fleet
  - 67 transit
  - 30 adapted
  - 33 spare (ratio 20% NASDPTS)
    - 31 buses are over 10 years old
- 1,576,984 miles in school year 2016
  - 8,860 miles per day
  - Tucson – LA – NY – LA - Tucson



# Transportation Background

- 116 routes
  - Average route time 45 minutes
  - Maximum route 60 minutes
  - Minimum route 5 minutes
  
- \$6,189,000
  - \$4,136,000 in labor
  - \$727,170 fuel
  - \$307,100 materials
  - \$500,000 contracted services



- In addition to school
  - 6 Pre-K programs
  - 5 Head Start programs
  - 6 Kinder programs
  - 26 after school activity
  - Daily academic field trips
  - Interscholastic team trips



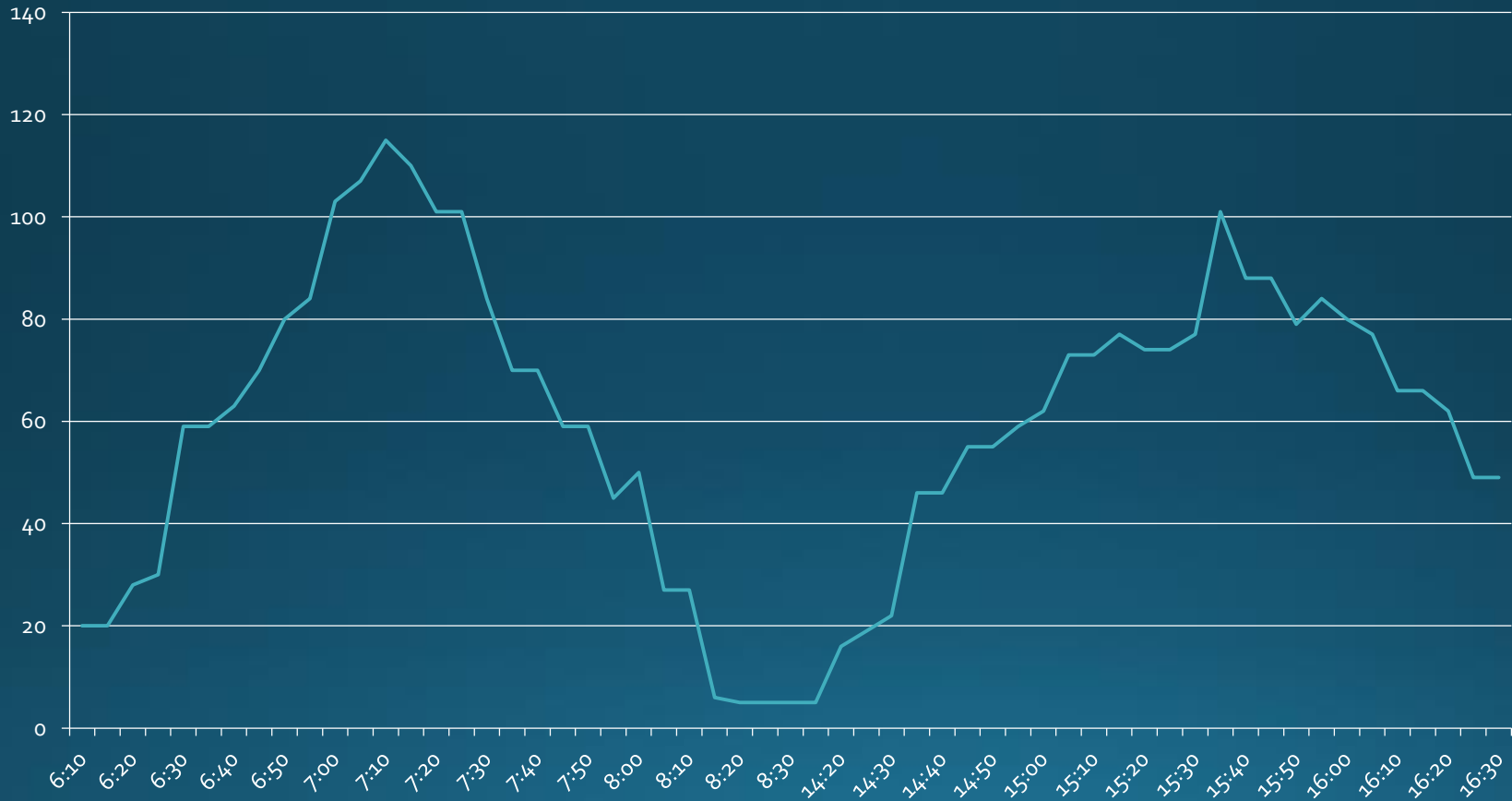
**AMPHITHEATER**

*P u b l i c   S c h o o l s*



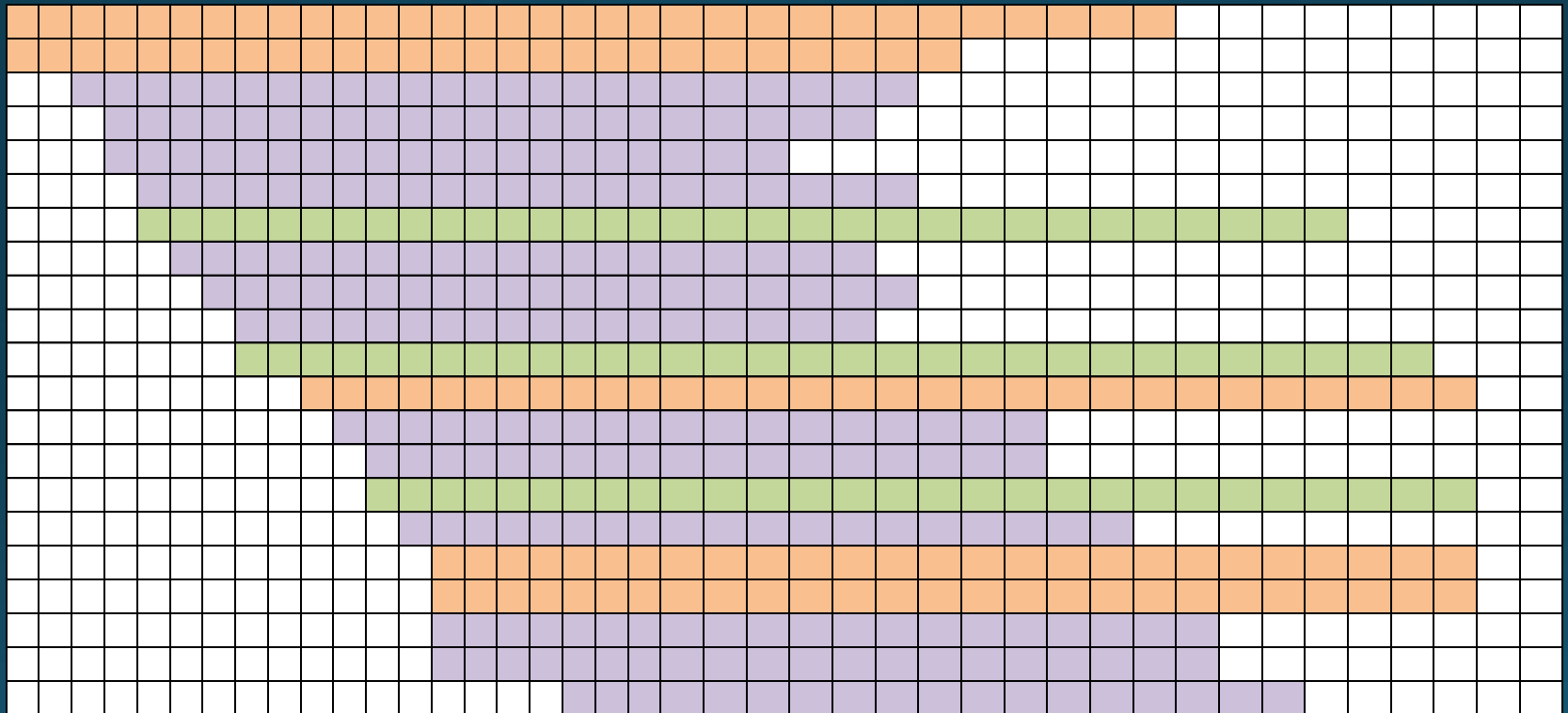
# Routing Basics

## Fleet Utilization

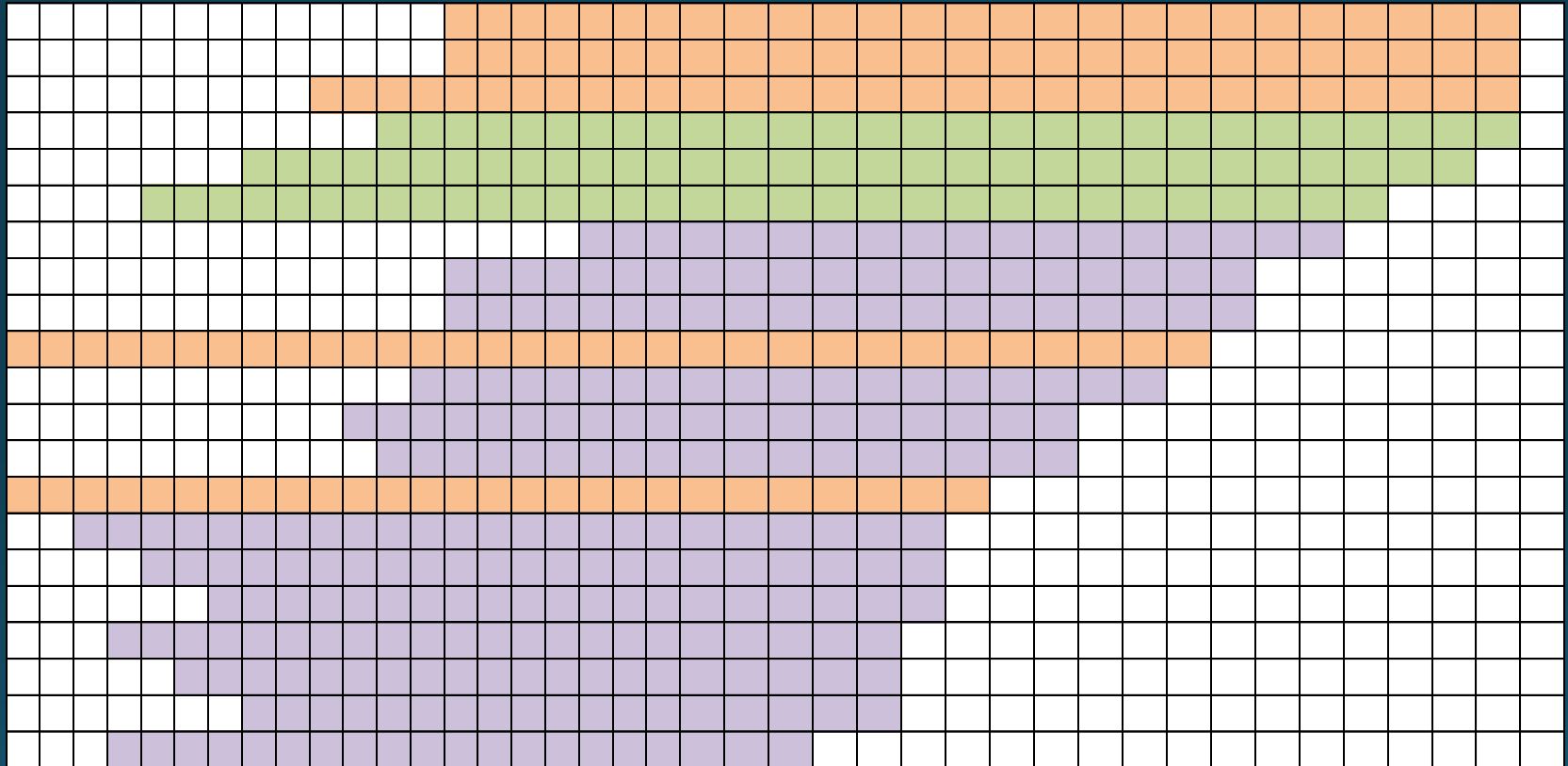




# AM Starts



# PM Departures



**AMPHITHEATER**

*P u b l i c S c h o o l s*





# Routing 101

- Shortest day starts first
- 45 – 60 minutes between tiers
- Arrival planned for 20 minutes prior to bell (breakfast)
- Minimum of 2 tiers needed
  
- If a bell change results in adding buses to the fleet
  - \$130,000 each for the bus (Capital)
  - \$53,817 per year in operating cost (M&O)
  
- Chart for use
  - Bus arrival based on bell time minus 20 min for breakfast
  - Length of day



# Questions?

