

# DAEP DISCIPLINE REPORT

2025-2026

DISTRICT & STUDENT SUPPORT  
SERVICES

# DAEP Placements Comparative Report

2025-2026

## Purpose of Report

This report provides a comparative analysis of Disciplinary Alternative Education Program (DAEP) placements over the past four school years. The review is intended to support ongoing discussions regarding student behavior, campus safety, and the effectiveness of behavioral interventions and support systems across Denton ISD.

The data reflects trends in elementary, middle school, and high school DAEP placements and highlights changes over time that may inform future planning and student support efforts.

---

## DAEP Placement Comparison

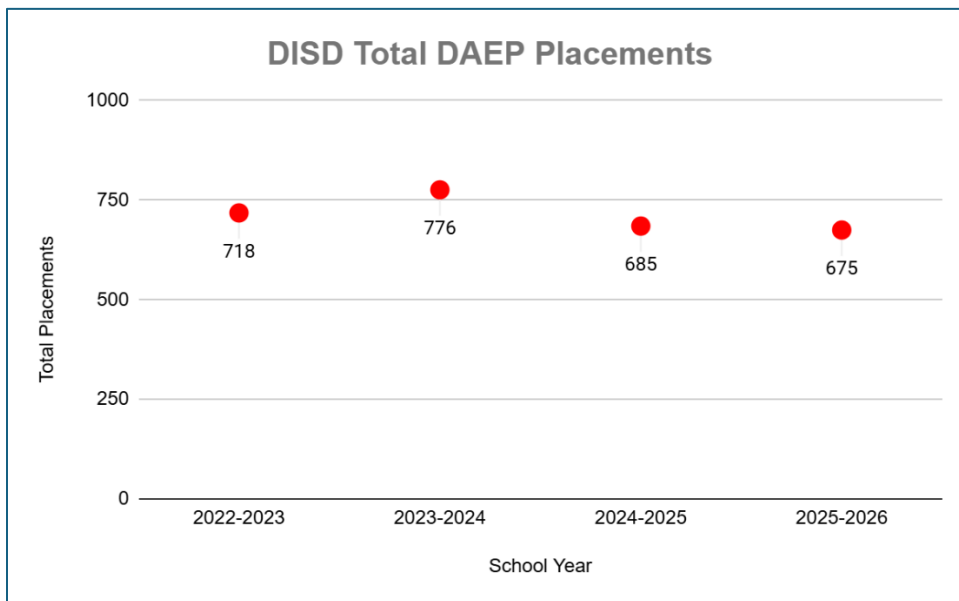
School Year	Elementary	Middle School	High School	Total Placements
2022-2023	44	250	424	718
2023-2024	43	284	449	776
2024-2025	39	233	413	685
2025-2026	39	232	407	675

---

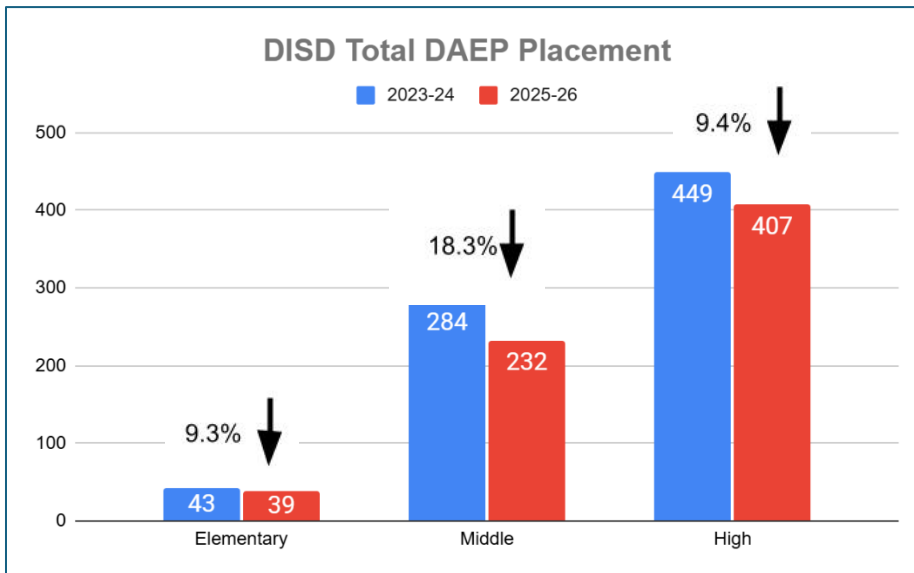
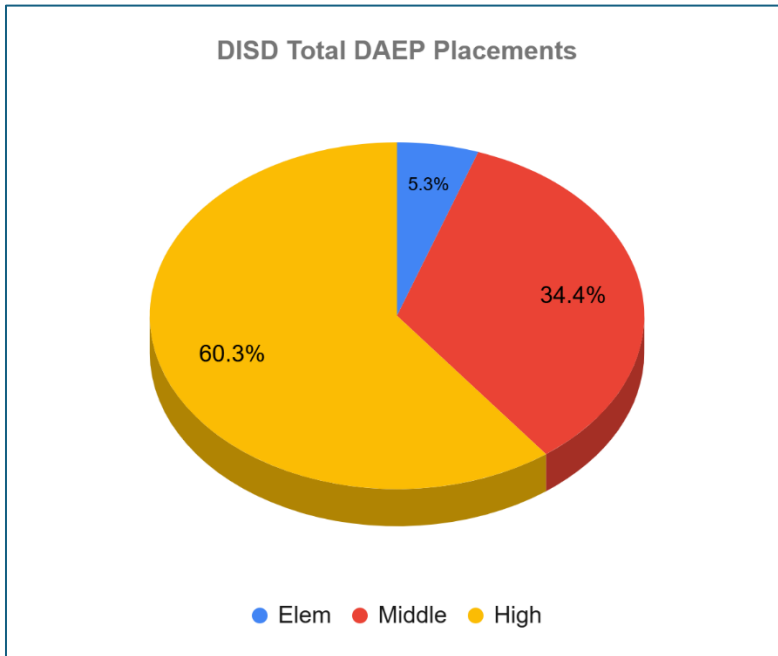
## Trend Analysis

### Overall District Trends

- DAEP placements have **decreased by 101** from 776 placements in 2023-2024 to 675 placements in 2025-2026.



- The 2025-2026 school year reflects a decrease to 675 placements, representing:
  - A reduction of 10 placements from the previous year.
  - An approximate **13.0% decrease** districtwide over the past three years.

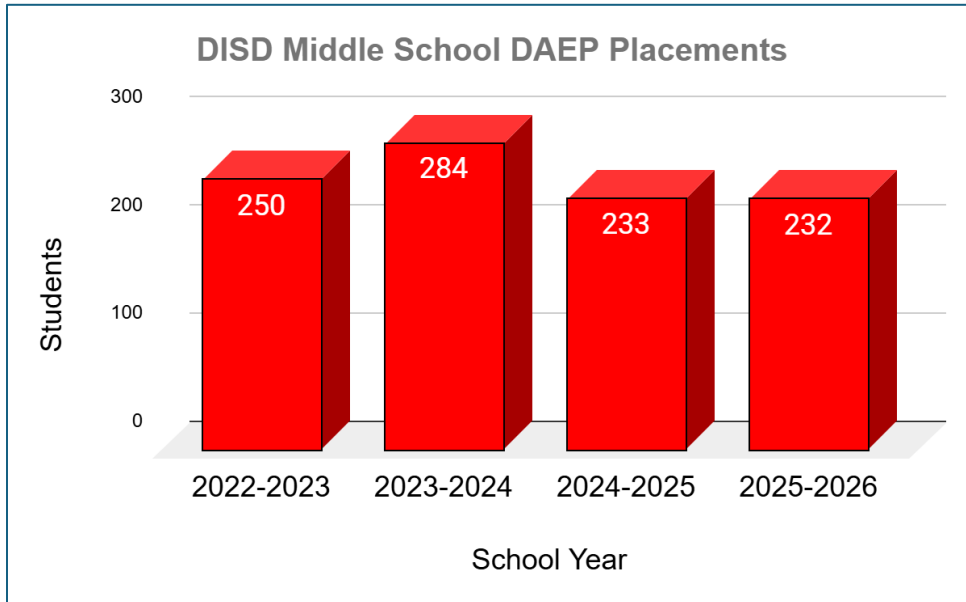


## Elementary Trends

- Elementary placements remained relatively stable across all four years.
- Placements peaked at 44 in 2022-2023 and declined to 39 in 2025-2026.
- Elementary students consistently represented the smallest percentage of overall placements.

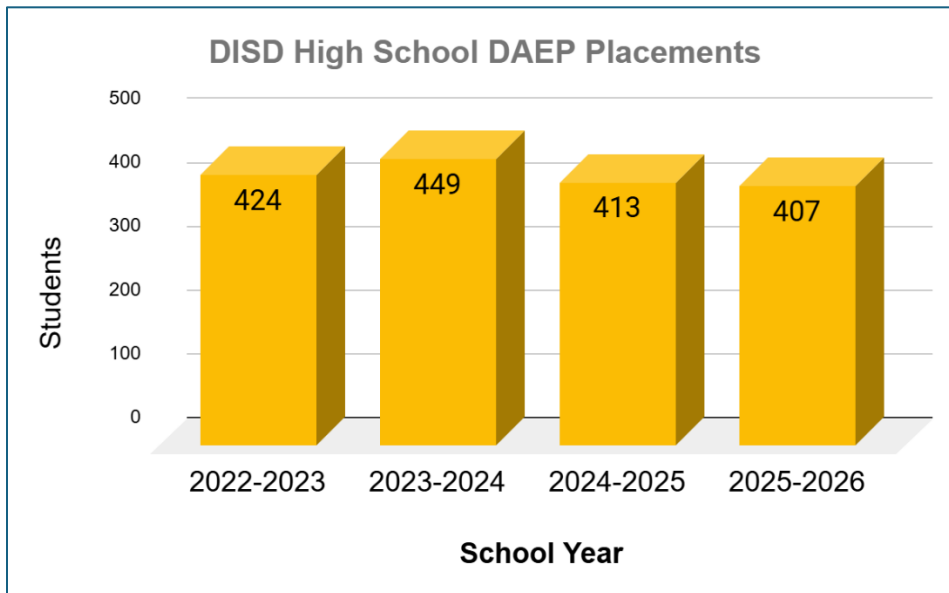
## Middle School Trends

- Middle school placements remained relatively stable over the past two years.
- Middle school placements showed the largest **decrease of 18.3%** between 2023-2024 and 2025-2026.



## High School Trends

- High school placements accounted for the majority of DAEP assignments (60.3%).
- The 2025-2026 school year saw a **decrease of 9.4%** to 407 placements, suggesting progress in behavioral intervention efforts while still indicating continued need for targeted supports.



## Key Observations

- High school students consistently account for approximately 60% of all DAEP placements districtwide.
  - The district experienced two consecutive years of decreased placements.
-