

The background of the slide features an abstract design on the left side, composed of various overlapping triangles and polygons in different shades of blue, ranging from dark navy to light sky blue. This geometric pattern tapers off towards the right, where the background is a solid, very light blue.

# **Geneva 304 Parent-Teacher Advisory Council**

December 2025

# Today's Agenda

- Welcome and Introductions
- Review/Discuss Data Related to Student Behavior
  - Restrictive Disciplinary Measures (In-school Intervention and Out-of-School Suspension)
  - Bullying
  - Restraint and Time-Out
- Panorama Student Success Survey

# Out-of-School Suspension Rates

- 99.4 % of our students did not receive an out-of-school suspension in the 2023-2024 school year.
  - During the 2023-2024 school year, there were 28 students who were suspended for a total of 65 incidents.
- 99.7% of our students did not receive an out-of-school suspension in the 2024-2025 school year.
  - During the 2024-25 school year, there were 13 students who were suspended for a total of 39 incidents.

# OSS: Student Demographics

Students with IEPs represented 69% of the out-of-school suspensions for both the 2024 and 2025 school years.

Boys were suspended more frequently than girls for both school years; representing 64% of the suspensions in 2024 and 77% of the suspensions in 2025.

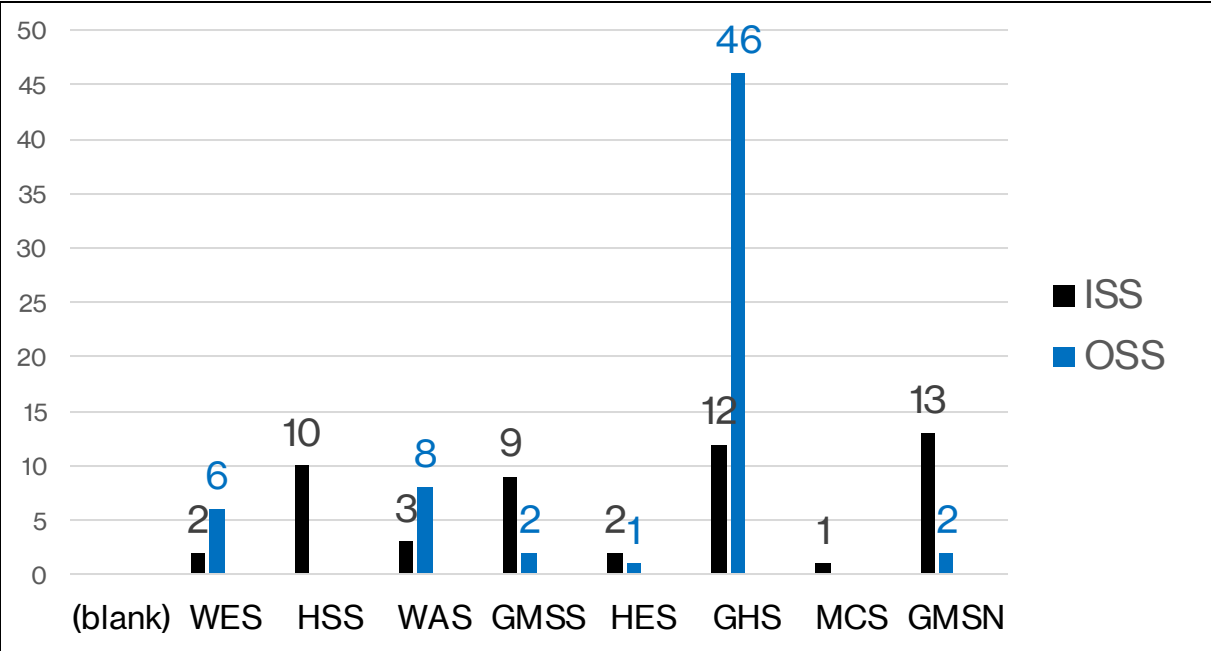
During the 2023–2024 school year, 80% of suspended students were White, 13% were Black, and among those, 23% identified as Hispanic/Latino.

During the 2024–2025 school year, 85% of suspended students were White, 15% were Black, and among those, 23% identified as Hispanic/Latino.

# In-School Suspensions (ISS) & Out-of-School Suspensions

2023-2024

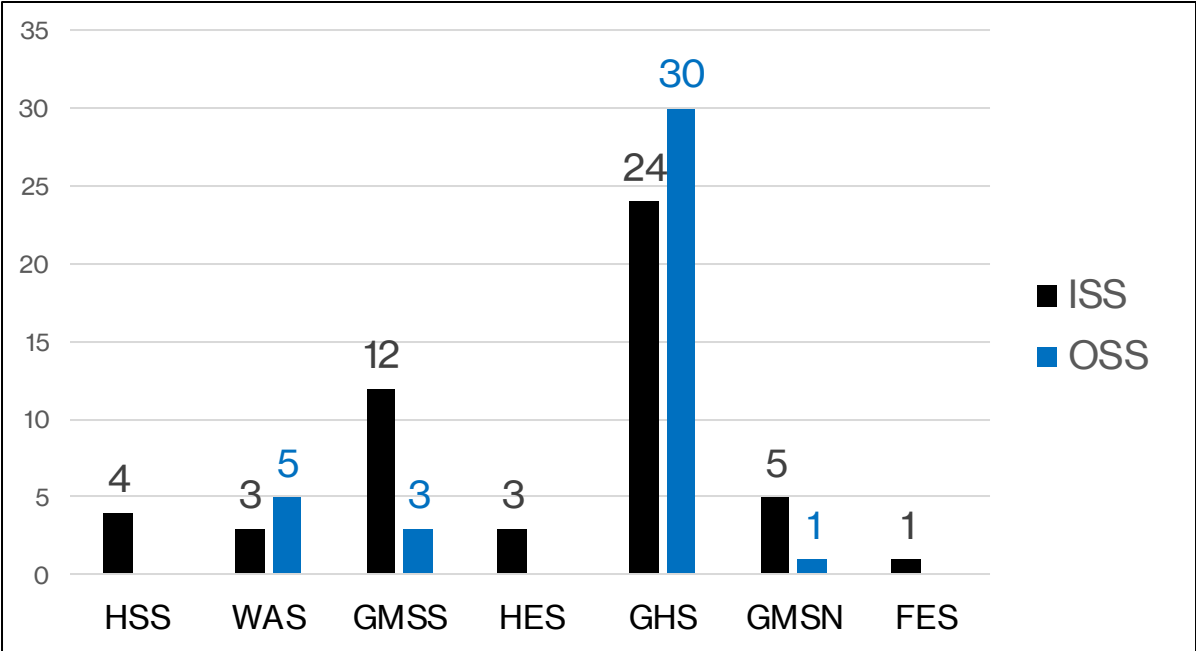
(117 Total incidents)



OSS = 65  
ISS = 52

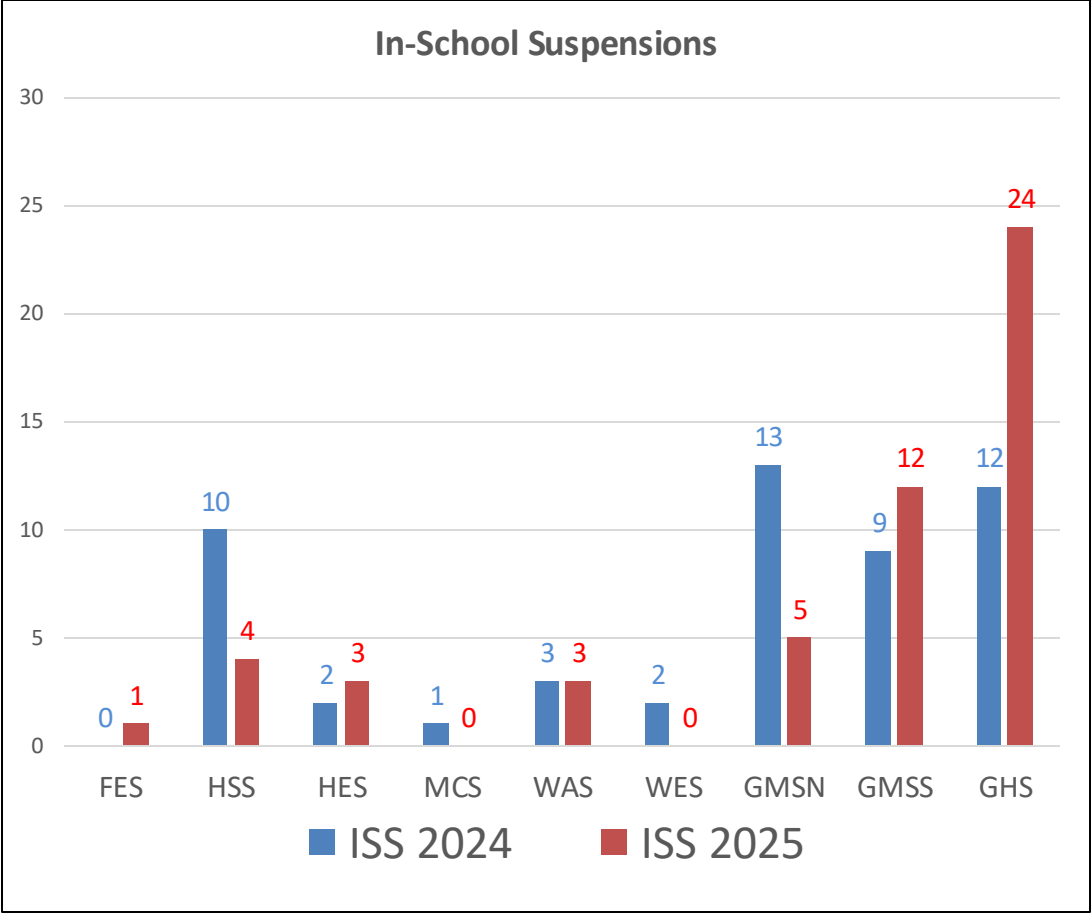
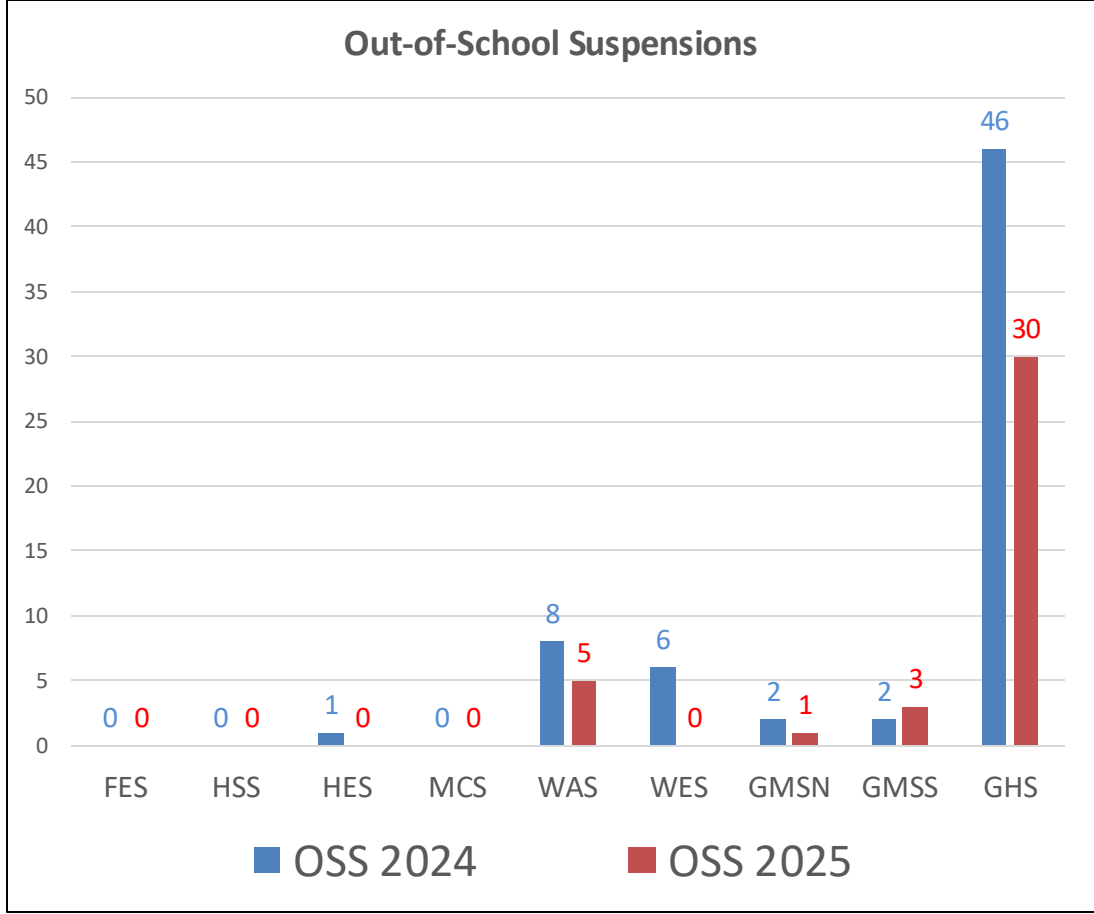
2024-2025

(91 Total Incidents)

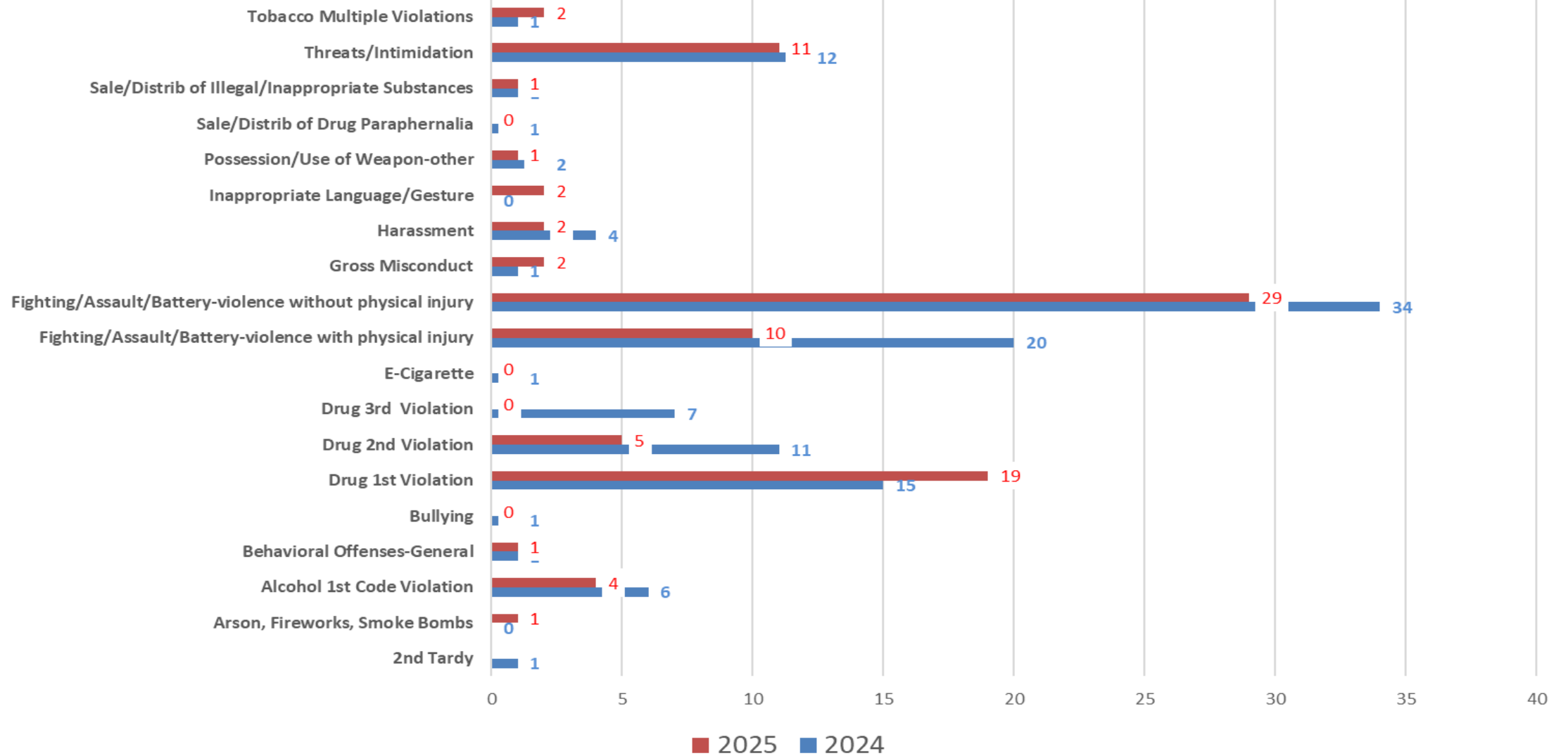


OSS = 39  
ISS = 52

# OSS and ISS by Level



# Offenses



**We have a very low OSS rate in comparison to the other 576 school districts in the state.**

School District	Total Enrollment	Total Suspensions	Suspension Rate	Suspension Rate Rank
North Shore SD 112	3695	10	0.2706	578
Evanston CCSD 65	6047	20	0.3307	577
Arlington Heights SD 25	5359	20	0.3732	576
Lansing SD 158	2461	11	0.447	575
La Grange SD 102	2861	13	0.4544	574
Lake Zurich CUSD 95	5718	27	0.4722	573
Central CUSD 301	5018	25	0.4982	572
Marion CUSD 2	3662	20	0.5461	571
Hawthorn CCSD 73	3466	19	0.5482	570
Aptakisic-Tripp CCSD 102	2542	14	0.5507	569
Lincoln Way CHSD 210	6639	37	0.5573	568
New Lenox SD 122	4935	29	0.5876	567
Homer CCSD 33C	3648	22	0.6031	566
CCSD 89	2239	14	0.6253	565
Glenbrook HSD 225	4975	34	0.6834	564
Marquardt SD 15	2265	16	0.7064	563
Will County SD 92	1413	10	0.7077	562
Northbrook SD 28	1817	13	0.7155	561
CCSD 93	3299	24	0.7275	560
Columbia CUSD 4	1894	14	0.7392	559
Triad CUSD 2	3993	31	0.7764	558
Lake Forest SD 67	1644	13	0.7908	557
Kildeer Countryside CCSD 96	3405	27	0.793	556
Prospect Heights SD 23	1468	12	0.8174	555
Glen Ellyn SD 41	3462	29	0.8377	554
West Chicago ESD 33	3211	27	0.8409	553
Oak Park - River Forest SD 20	3276	28	0.8547	552
CCSD 62	4488	39	0.869	551
Berwyn North SD 98	2413	21	0.8703	550
Wheeling CCSD 21	6239	55	0.8816	549
Geneva CUSD 304	4964	44	0.8864	548

**Our of the 386 unit districts in Illinois, Geneva ranks #6 in the fewest out-of-school suspensions.**

School District	Suspensio	Total Enrollme	Total Suspensions	Suspension Rat	Suspension Rate Ran
Lake Zurich CUSD 95	Yes	5718	27	0.4722	573
Central CUSD 301	Yes	5018	25	0.4982	572
Marion CUSD 2	Yes	3662	20	0.5461	571
Columbia CUSD 4	Yes	1894	14	0.7392	559
Triad CUSD 2	Yes	3993	31	0.7764	558
Geneva CUSD 304	Yes	4964	44	0.8864	548

**RESTRAINT, TIME OUT, AND  
ISOLATED TIME OUT (RTO)**

The Illinois Administrative Code (updated April 2022 ) [23 IAC 1.285] states the following:

- “Isolated time out, time out, and physical restraint, as defined in this Section, **shall be used only when the student's behavior presents an imminent danger of serious physical harm to the student or others, and other less restrictive and intrusive measures have been tried and proven ineffective** in stopping the imminent danger of serious physical harm, *there is no known medical contraindication to its use on the student, and the school staff members or members applying the intervention have been **trained in its safe application** under this Section.* (Section 10-20.33(b) or 34-18.20(b) of the School Code). Isolated time out, time out, or physical restraint shall not be used as discipline or punishment, convenience for staff, retaliation, a substitute for appropriate educational or behavioral support, a routine safety matter, or to prevent property damage in the absence of imminent danger of serious physical harm to the student or others.”
- Permanent guidance issued in May 2022 by ISBE and updated November 2025.

- Board Policy 7:190 Student Behavior
  - Isolated Time Out, Time Out, and Physical Restraint Neither isolated time out, time out, nor physical restraint shall be used to discipline or punish a student. These methods are only authorized for use as permitted in 105 ILCS 5/10-20.33 , Il. State Board of Education (ISBE) rules (23 Il.Admin.Code §§ 1.280 , 1.285 ), and the District's procedure(s).
- The Illinois Administrative Code (revised May 29, 2024) [23 IAC 1.285] states the following:
  - “Isolated time out, time out, and physical restraint, as defined in this Section, **shall be used only when** *the student's behavior presents an imminent danger of serious physical harm to the student or others, and other less restrictive and intrusive measures have been tried and proven ineffective in stopping the imminent danger of serious physical harm, there is no known medical contraindication to its use on the student, and the school staff members or members applying the intervention have been trained in its safe application* under this Section. (Section 10-20.33(b) or 34-18.20(b) of the School Code).
  - Isolated time out, time out, or physical restraint shall not be used as discipline or punishment, convenience for staff, retaliation, a substitute for appropriate educational or behavioral support, a routine safety matter, or to prevent property damage in the absence of imminent danger of serious physical harm to the student or others.”

- ISBE has collaborate with stakeholders to establish goals and benchmarks for reducing the use of these interventions. As part of these statutory requirements, school districts, were required to submit reduction plans outlining strategies to decrease the use of these practices aligned to the established goals and benchmarks set forth my ISBE.
- Geneva 304 has completed the required submissions in accordance with the law and annually convenes the District Oversight Team to support the consistent implementation of these requirements, review Restraint Time Out data in Geneva 304, and support the broader goal of maintaining a safe learning environment through the use of positive behavior strategies.

# District Oversight Team Goals

## *Reduction Goal:*

*Reduce the number of students experiencing RTO by 10%*

## *Training Goal:*

*Continuation of Internal Training Scope and Sequence for Certified Building Response Teams to comply with staff training requirements for the use of isolated time out, time out, and physical restraint*

## *CPI Series Topics:*

*'Best Practices for Behavior Interventions'*

*Unpack ISBE's Guidance Document: Behavioral Interventions in Schools (Interventions Across the Continuum and Fidelity)*

*Behavioral Intervention Strategies and Supports (Environment, Instruction/Curriculum, Positive Supports, Motivators/Rewards)*

*Continue to partner with MVSEC for non-certified/instructional assistant staff members for verbal de-escalation training and CPI Training.*

## *Resource Development Goal:*

*Maintain internal location for RTO related compliance documents, internal resources, staff training requirements, and communications (SSO HUB).*

*Sample Behavior Logs, Sample RTO Forms for training purposes*

# District Oversight Team

Kimberly Holstein, Jennifer Leibforth, Pam Doll, Kelly Lotriet- School Social Workers

Terri Rosengarn- School Psychologist

Nancy Jenco, Sherri Cater Roberts, Jenna Poppen, Allison Burgess, Lisa Aiello, Holly Pemoller -  
Special Education Teachers

Lisa Gratz-Certified School Nurse

Jennifer Seaton, Shannon DelRe-Student Services Coordinators

Jamie Benavides, Melissa Groot- Assistant Directors of Student Services

Anne Scalia- Director of Student Services

Jade Magiera- District Behavior Coach

Karen Cunningham and Erica Segebrecht- Instructional Assistants

Katie Thorpe-Speech Language Pathologist

Mallory Taylor- Student Support Specialist

Annual Meeting: May 5, 2025


**'23-24'**

**23-24**



**6**

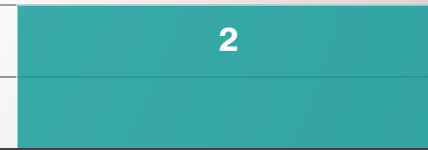
**TOTAL INCIDENTS**



**4**

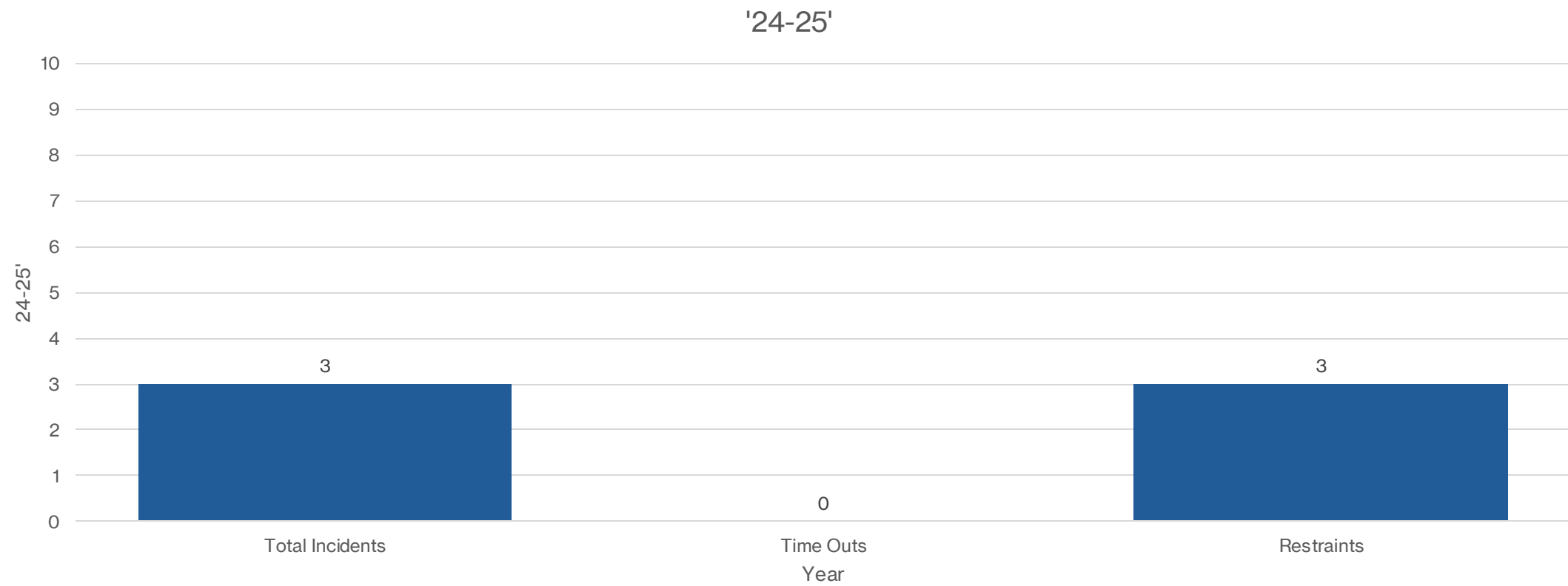
**TIMEOUTS (TO)**

**Year**



**2**

**RESTRAINTS (R)**



# NEXT STEPS:

Review Illinois State Board of Education issued their [Revised Guidance and Frequently Asked Questions](#) regarding ISBE's regulations governing use of isolated time out, time out, and physical restraint issued in November of 2025

Review local data regarding RTO and goal progress

# Panorama Student Surveys

[Slide Deck](#)