

**Policy Council Budget**

**February 2026**

Percent of Grant Year:            **67%**

<b>Category</b>	<b>2025-2026 Budget</b>	<b>Year-To-Date Spent</b>	<b>Month-To-Date Spent</b>	<b>Description</b>
Policy Council Training	\$7,000	\$2,845	\$0	
Class Officer Training	\$0	\$0	\$0	
Policy Council Materials	\$2,000	\$341	\$0	
Child Care	\$0	\$0	\$0	
Policy Council Meals	\$4,000	\$2,873	\$40	
Parent Travel	\$0	\$0	\$0	
<b>Total</b>	<b>\$13,000</b>	<b>\$6,059</b>	<b>\$40</b>	
<b>% Spent to Date</b>		<b>47%</b>		

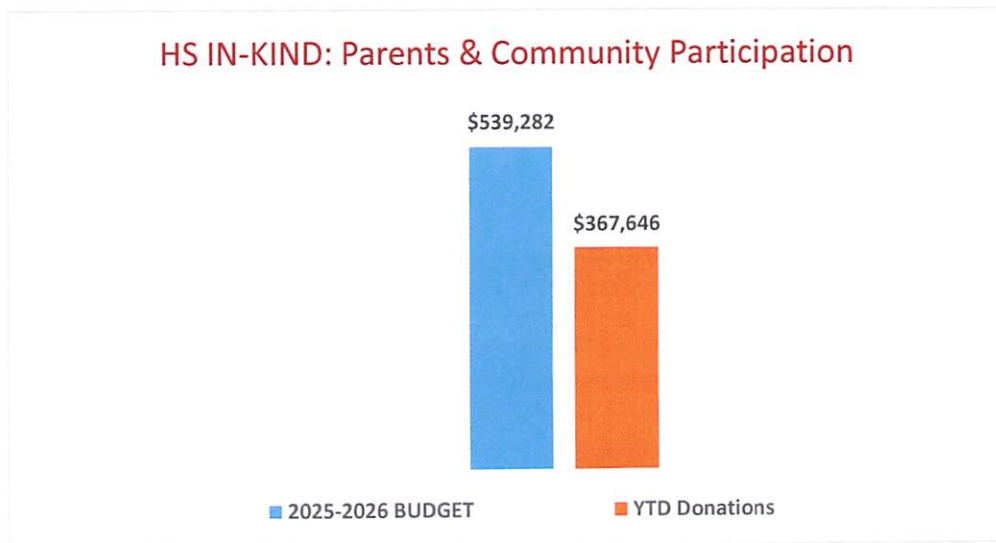
## Head Start Budget Report February 2026

Percent of Grant Year:                      **67%**

Account Category	2025-2026 BUDGET	YTD Spent	% Spent
Salaries	\$3,087,598	\$1,909,893	62%
Benefits	\$1,719,723	\$1,079,378	63%
Operations	\$370,364	\$145,412	39%
Training/Prof. Dev	\$44,144	\$25,382	57%
<b>TOTAL</b>	<b>\$5,221,828</b>	<b>\$3,160,066</b>	<b>61%</b>

### HS IN-KIND

Donation	2025-2026 BUDGET	YTD Donations	% Donated
Parent Volunteers/Comm Volunteers	\$539,282	\$367,646	68%
Professional Services	\$87,375	\$67,050	77%
Ind. Costs	\$678,838	\$452,558	67%
<b>TOTAL</b>	<b>\$1,305,495</b>	<b>\$887,254</b>	<b>68%</b>



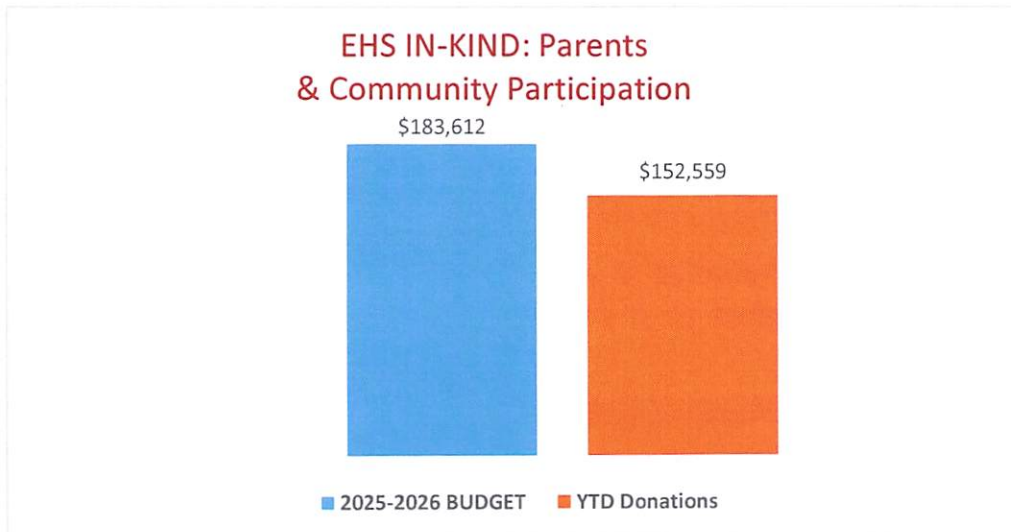
## Early Head Start Budget Report February 2026

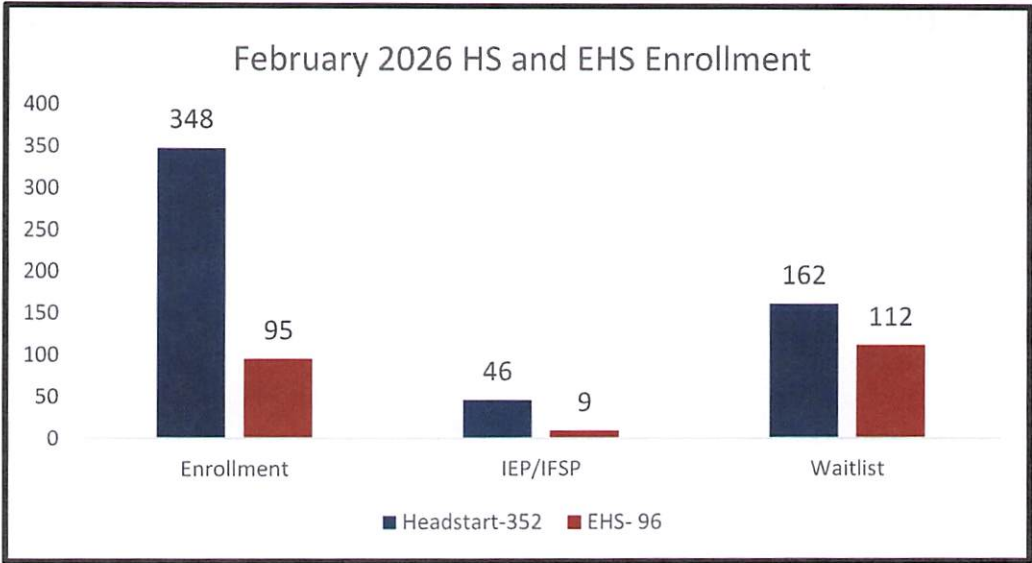
Percent of Grant Year:                      67%

Account Category	2025-2026 BUDGET	YTD Spent	% Spent
Salaries	\$1,055,281	\$688,231	65%
Benefits	\$534,746	\$330,226	62%
Operations	\$89,989	\$27,023	30%
Training/Prof. Dev	\$31,952	\$9,151	29%
<b>TOTAL</b>	<b>\$1,711,968</b>	<b>\$1,054,630</b>	<b>62%</b>

### EHS IN-KIND

Description	2025-2026 BUDGET	YTD Donations	% Donated
Parent Volunteers/Comm Volunteers	\$183,612	\$152,559	83%
Professional Services	\$21,825	\$5,250	24%
Ind. Costs	\$222,556	\$148,371	67%
<b>TOTAL</b>	<b>\$427,993</b>	<b>\$306,180</b>	<b>72%</b>





<b>HS Enrollment</b>	348
<b>HS IEP</b>	46
<b>HS Waitlist</b>	162

<b>EHS Enrollment</b>	95
<b>EHS IFSP</b>	9
<b>EHS Waitlist</b>	112

<b>Attendance</b>	
<b>Head Start</b>	81%
<b>EHS Center-Based</b>	78%
<b>EHS Home Visits</b>	84%
<b>EHS Play Groups</b>	28%



## *Davis Head Start/Early Head Start*

USDA Reimbursement Report  
February 2026

### *Head Start*

Monthly Reimbursement	\$ 409.5
Year to date Reimbursement	\$ 2402.82

### *Early Head Start*

Monthly Reimbursement	\$ 537.36
Year to date Reimbursement	\$ 5095.42