



SOUTH SAN ANTONIO INDEPENDENT SCHOOL DISTRICT

Agenda Item Summary

Meeting Date: February 19, 2020

Purpose: ☒ Presentation/Report ☐ Recognition ☐ Discussion/ Possible Action
☐ Closed/Executive Session ☐ Work Session ☐ Discussion Only ☐ Consent

From: Amy Shields, Director of Teaching and Learning

Item Title: Report on Goal Progress Measures 3.1 and 3.2: Percentage of K-3 Students Reading On Level

Description:

GPM 3.1: The percent of 3rd grade students reading on or above grade level, utilizing a universal screener and progress monitoring tool, will increase from 52% to 60% by August 2023.

- 2018-2019: 52%
- 2019-2020: 54%
- 2020-2021: 56%
- 2021-2022: 58%
- 2022-2023: 60%

GPM 3.2: The percent of K-2 students reading on or above grade level, utilizing a universal screener and progress monitoring tool, will increase from 49% to 57% by August 2023.

- 2018-2019: 49%
- 2019-2020: 51%
- 2020-2021: 53%
- 2021-2022: 55%
- 2022-2023: 57%

Historical Data: Grades K-2 reading data was last reported in June 2019.

Recommendation: Report Only

District Goal/Strategy:

Goal 3: The percentage of students who attain "Meets" level performance on 3rd grade Reading STAAR will increase from 27% to 42% by August 2023.

Funding Budget Code and Amount: N/A

APPROVED BY:

SIGNATURE

DATE

Chief Officer:


CFO Funding Approval:

Superintendent:

2.12.2020

GPM 3.1 and 3.2

Grades K-3 Reading Data



GPM 3.1 and 3.2

GPM 3.1: The percent of 3rd grade students reading on or above grade level, utilizing a universal screener and progress monitoring tool, will increase from 52% to 60% by August 2023.

- 2018-2019: 52%
- 2019-2020: 54%

GPM 3.2: The percent of K-2 students reading on or above grade level, utilizing a universal screener and progress monitoring tool, will increase from 49% to 57% by August 2023.

- 2018-2019: 49%
- 2019-2020: 51%



Kindergarten

Kindergarten Reading Goals


September	December	May
N/A	Level A or B	Level D



KINDER DISTRICT DATA

Number of Students Assessed	Non-Readers	Level A or B Meets	Level C+ Exceeds
512	221	207	84

**57% ON or
ABOVE LEVEL**



Kinder	Students Assessed	Non-Readers	Level A or B Meets	Level C+ Exceeds
Armstrong	36	9	14	13
Athens	31	24	7	0
Benavidez	72	22	44	6
Carrillo	41	23	13	5
Five Palms	57	16	32	9
Hutchins	56	25	20	11
Kindred	41	20	16	5
Madla	65	28	22	15
Palo Alto	54	28	14	12
Price	59	26	25	8



A decorative border of various colored pencils (red, purple, blue, green, yellow, orange) is arranged around the central text. The pencils are sharpened and point towards the center.

First Grade

First Grade Reading Goals


September	January	May
Level D	Level F	Level I




FIRST GRADE DISTRICT DATA

Number of Students Assessed	Non-Readers	Levels A-D Does Not Meet	Level E Approaches	Level F Meets	Level G+ Exceeds
572	31	239	67	52	183

**41% ON or
ABOVE LEVEL**



First Grade	Students Assessed	Non-Readers	Levels A-D Does Not Meet	Level E Approaches	Level F Meets	Level G+ Exceeds
Armstrong	39	0	15	5	12	7
Athens	29	0	17	5	0	7
Benavidez	85	9	42	10	8	16
Carrillo	62	6	31	3	3	19
Five Palms	61	2	20	6	7	26
Hutchins	64	7	22	11	5	19
Kindred	60	6	20	8	7	19
Madla	50	0	21	4	4	21
Palo Alto	64	1	28	5	1	29
Price	58	0	23	10	5	20



Second Grade

Second Grade Reading Goals


September	January	May
Level I	Level K	Level M




SECOND GRADE DISTRICT DATA

Number of Students Assessed	Non-Readers	Levels A-I Does Not Meet	Level J Approaches	Level K Meets	Level L+ Exceeds
549	8	212	28	52	249

55% ON or
ABOVE LEVEL



Second Grade	Students Assessed	Non-Readers	Levels A-I Does Not Meet	Level J Approaches	Level K Meets	Level L+ Exceeds
Armstrong	38	0	11	1	5	21
Athens	37	3	15	1	4	14
Benavidez	79	0	32	6	10	31
Carrillo	48	2	21	3	5	17
Five Palms	63	2	12	1	3	45
Hutchins	54	1	26	5	5	17
Kindred	43	0	28	2	4	9
Madla	62	0	33	1	7	21
Palo Alto	63	0	14	5	6	38
Price	62	0	20	3	3	36



Third Grade

Third Grade Reading Goals


September	January	May
Level M	Level N	Level P



THIRD GRADE DISTRICT DATA

Number of Students Assessed	Non-Readers	Levels A-L Does Not Meet	Level M Approaches	Level N Meets	Level O+ Exceeds
548	2	178	44	53	271

**59% ON or
ABOVE LEVEL**



Third Grade	Students Assessed	Non-Readers	Levels A-L Does Not Meet	Level M Approaches	Level N Meets	Level O+ Exceeds
Armstrong	46	0	20	9	2	15
Athens	27	1	12	0	1	13
Benavidez	73	0	24	4	11	34
Carrillo	48	0	16	6	2	24
Five Palms	61	1	15	2	4	39
Hutchins	58	0	8	3	5	42
Kindred	56	0	24	7	7	18
Madla	58	0	14	3	8	33
Palo Alto	63	0	26	4	5	28
Price	58	0	19	6	8	25



GPM 3.1 and 3.2

GPM 3.1: The percent of **3rd grade** students reading on or above grade level, utilizing a universal screener and progress monitoring tool, will increase from 52% to 60% by August 2023.

- 2019-2020: 54%

59%

GPM 3.2: The percent of **K-2** students reading on or above grade level, utilizing a universal screener and progress monitoring tool, will increase from 49% to 57% by August 2023.

- 2019-2020: 51%

51%

