

	A	B	C	D	E	F	G	H	I	
1	MINEOLA INDEPENDENT SCHOOL DISTRICT									
2	2013-2014 BUDGET									
3	AS OF 3/31/14									
4										
5										
6										
7	GENERAL FUND									
8	FUND 199			BUDGETED	EXPENDED		ENCUMBERED/	BALANCE		
9							ACCRUED			
10				11-INSTRUCTION						
11										
12	SUBSTITUTES			122,400.00		54,363.10	0.00		68,036.90	
13	SALARIES			5,798,824.00		2,983,069.59	869,933.48		1,945,820.93	
14	FIMM			80,634.00		38,212.35	0.00		42,421.65	
15	HEALTH INSURANCE			410,875.00		219,663.81	0.00		191,211.19	
16	WORKER'S COMPENSATION			29,456.00		0.00	0.00		29,456.00	
17	TRS ON-BEHALF			579,675.00		0.00	0.00		579,675.00	
18	UNEMPLOYMENT			5,155.00		4,658.80	0.00		496.20	
19	TEACHER RETIREMENT/TRS CARE			87,758.00		53,530.52	0.00		34,227.48	
20	PERSONAL DAYS			47,732.00		0.00	0.00		47,732.00	
21	TOTAL			7,162,509.00		3,353,498.17	869,933.48		2,939,077.35	
22										
23	FINGERPRINTING-HS			0.00		0.00	0.00		0.00	
24	FINGERPRINTING-MS			0.00		0.00	0.00		0.00	
25	FINGERPRINTING-PS			0.00		0.00	0.00		0.00	
26	FINGERPRINTING-ES			0.00		0.00	0.00		0.00	
27	CONT SERV-CIS-HS			0.00		0.00	0.00		0.00	
28	STUDENT TUTION-HS			0.00		0.00	0.00		0.00	
29	COMPUTER AND COPIER REPAIR/MAINT-HS			5,500.00		5,034.89	0.00		465.11	
30	COMPUTER AND COPIER REPAIR/MAINT-MS			5,500.00		4,000.00	0.00		1,500.00	
31	COMPUTER AND COPIER REPAIR/MAINT-PS			5,500.00		4,089.95	0.00		1,410.05	
32	COMPUTER AND COPIER REPAIR/MAINT-ES			5,500.00		4,254.96	200.00		1,045.04	
33	GENERAL REPAIR-HS			4,500.00		0.00	0.00		4,500.00	
34	CONTRACTED SERVICE-DRAMA			0.00		0.00	0.00		0.00	
35	BAND INSTRUMENT REPAIR-HS			4,500.00		1,371.70	0.00		3,128.30	
36	BAND INSTRUMENT REPAIR-MS			3,500.00		1,103.50	509.50		1,887.00	
37	REPAIR-HS-SCIENCE			0.00		0.00	0.00		0.00	
38	REPAIR-MS-SCIENCE			0.00		0.00	0.00		0.00	
39	PHOTOGRAPHY REPAIR/MAINT-HS			0.00		0.00	0.00		0.00	
40	REPAIR-CAREER & TECH-HS			0.00		0.00	0.00		0.00	
41	VO AG-MAINT-HS			1,000.00		0.00	0.00		1,000.00	
42	HOMEMAKING MAINT-HS			750.00		0.00	0.00		750.00	
43	AUTO MECH MAINT-HS			1,000.00		863.68	0.00		136.32	
44	REPAIR-HS-DE			0.00		0.00	0.00		0.00	
45	REPAIR-HS-SP ED			350.00		0.00	0.00		350.00	
46	REPAIR-MS-SP ED			0.00		0.00	0.00		0.00	
47	RENTAL DRIVER'S ED-HS			0.00		0.00	0.00		0.00	
48	CONT-SERV-COMPUTERS-HS			6,000.00		490.00	752.72		4,757.28	
49	CONT SERV-COMPUTERS-HS C/T			0.00		0.00	0.00		0.00	
50	CONT SERV-COMPUTERS-HS ALLOTMENT			34,000.00		1,375.00	0.00		32,625.00	

	A	B	C	D	E	F	G	H	I
51	CONT-SERV-COMPUTERS-HS-ST COMP					0.00	0.00	0.00	0.00
52	CONT SERV-COMPUTERS-MS					9,550.00	3,987.32	752.72	4,809.96
53	CONT SERV-COMPUTERS-MS-ST COMP					2,950.00	0.00	2,950.00	0.00
54	CONT SERV-COMPUTERS-PS					12,500.00	3,320.07	607.20	8,572.73
55	CONT SERV-COMPUTERS-PS ESL					0.00	0.00	0.00	0.00
56	CONT SERV-COMPUTERS-PS-ST COMP					0.00	0.00	0.00	0.00
57	CONT SERV-COMPUTERS- ES					14,000.00	4,383.24	752.72	8,864.04
58	CONT SERV-COMPUTERS-ES-ESL					0.00	0.00	0.00	0.00
59	CONT SERV-COMPUTERS-ES-ST COMP					0.00	0.00	0.00	0.00
60	CONT SERV-TECHNOLOGY-HS					5,000.00	0.00	0.00	5,000.00
61	CONT SERV-TECHNOLOGY-MS					5,000.00	119.99	0.00	4,880.01
62	CONT SERV-TECHNOLOGY-PS					5,000.00	183.98	225.00	4,591.02
63	CONT SERV-TECHNOLOGY-ES					5,000.00	0.00	0.00	5,000.00
64	TOTAL					136,600.00	34,578.28	6,749.86	95,271.86
65									
66	INST SUPPLIES-HS					14,000.00	4,711.00	395.70	8,893.30
67	INST SUPPLIES-HS-G/T					100.00	53.97	0.00	46.03
68	INST SUPPLIES-HS-ESL					300.00	0.00	0.00	300.00
69	INST SUPPLIES-HS-ST COMP					2,500.00	270.26	32.97	2,196.77
70	INST SUPPLIES-HS-ENTENDED DAY					1,500.00	0.00	0.00	1,500.00
71	INST SUPPLIES-HS ALLOTMENT					10,000.00	0.00	0.00	10,000.00
72	INST SUPPLIES-MS					12,500.00	4,304.56	0.00	8,195.44
73	INST SUPPLIES-MS-G/T					1,600.00	1,399.99	0.00	200.01
74	INST SUPPLIES-MS-ESL					300.00	0.00	283.56	16.44
75	INST SUPPLIES-MS-ST COMP					2,000.00	150.84	160.00	1,689.16
76	INST SUPPLIES-MS-EXTENDED DAY					1,500.00	353.74	0.00	1,146.26
77	INST SUPPLIES-PS					18,000.00	5,261.29	1,334.21	11,404.50
78	INST SUPPLIES-PS-G/T					500.00	0.00	0.00	500.00
79	INST SUPPLIES-PS-ESL					500.00	0.00	328.96	171.04
80	INST SUPPLIES-PS-ST COMP					1,000.00	0.00	0.00	1,000.00
81	INST SUPPLIES-PS-AFTER SCHOOL					1,500.00	0.00	0.00	1,500.00
82	INST SUPPLIES-ES					18,000.00	6,529.28	0.00	11,470.72
83	INST SUPPLIES-ES-G/T					500.00	338.29	0.00	161.71
84	INST SUPPLIES-ES-ESL					300.00	0.00	0.00	300.00
85	INST SUPPLIES-ES-ST COMP					2,000.00	0.00	599.61	1,400.39
86	INST SUPPLIES-ES-AFTER SCHOOL					1,500.00	186.12	0.00	1,313.88
87	IST SUPPLIES-CURRICULUM-ES					600.00	0.00	0.00	600.00
88	SUPPLIES-DISTRICT					0.00	0.00	0.00	0.00
89	GENERAL SUPPLIES-HS					9,560.05	0.00	0.00	9,560.05
90	GENERAL SUPPLIES-MS					5,000.00	0.00	0.00	5,000.00
91	GENERAL SUPPLIES-PS					4,800.00	0.00	0.00	4,800.00
92	GENERAL SUPPLIES-ES					5,000.00	0.00	0.00	5,000.00
93	ENGLISH-HS					600.00	151.80	0.00	448.20
94	ENGLISH-MS					500.00	131.17	0.00	368.83
95	SPEECH-HS					50.00	0.00	0.00	50.00
96	SPEECH-MS					200.00	0.00	0.00	200.00
97	JOURNALISM-HS					300.00	300.00	0.00	0.00
98	JOURNALISM-MS					0.00	0.00	0.00	0.00
99	DRAMA-HS					4,100.00	1,101.31	0.00	2,998.69

	A	B	C	D	E	F	G	H	I
100	DRAMA-MS					250.00	0.00	0.00	250.00
101	READING-MS					750.00	450.75	0.00	299.25
102	SPANISH-HS					200.00	0.00	0.00	200.00
103	BAND-HS					14,682.25	13,289.53	314.62	1,078.10
104	CHOIR-HS					1,000.00	447.95	0.00	552.05
105	BAND-MS					5,000.00	3,116.37	283.08	1,600.55
106	CHOIR-MS					1,000.00	248.26	0.00	751.74
107	HISTORY-HS					250.00	0.00	0.00	250.00
108	HISTORY-MS					500.00	0.00	0.00	500.00
109	MATH-HS					3,870.00	383.73	0.00	3,486.27
110	MATH-MS					1,500.00	449.72	0.00	1,050.28
111	ART-HS					1,234.00	0.00	998.42	235.58
112	ART-MS					1,000.00	586.75	0.00	413.25
113	ART-PS					2,400.00	1,181.82	959.01	259.17
114	ART-ES					600.00	453.78	0.00	146.22
115	SCIENCE-HS					4,536.00	2,271.86	861.73	1,402.41
116	SCIENCE-MS					2,320.00	1,901.05	0.00	418.95
117	SCIENCE-ES					2,500.00	242.49	240.00	2,017.51
118	MUSIC-PS					500.00	0.00	0.00	500.00
119	MUSIC-ES					500.00	83.06	0.00	416.94
120	PE-HS					739.95	690.57	0.00	49.38
121	PE-MS					750.00	0.00	0.00	750.00
122	PE-PS					950.00	766.56	0.00	183.44
123	PE-ES					700.00	687.28	0.00	12.72
124	INST HEALTH-HS					0.00	0.00	0.00	0.00
125	BUSINESS DEPT-HS					1,000.00	181.11	100.00	718.89
126	KEYBOARDING-MS					500.00	0.00	148.07	351.93
127	HEALTH-HS					0.00	0.00	0.00	0.00
128	SIXTH GRADE-MS					0.00	0.00	0.00	0.00
129	PRE-K-PS					500.00	0.00	0.00	500.00
130	KINDERGARTEN-PS					3,000.00	1,058.59	30.00	1,911.41
131	FIRST GRADE-PS					3,500.00	776.02	263.39	2,460.59
132	SECOND GRADE-PS					3,000.00	397.75	1,123.95	1,478.30
133	HEAD START-PS					600.00	384.77	829.49	(614.26)
134	THIRD GRADE-ES					3,500.00	551.43	159.96	2,788.61
135	FOURTH GRADE-ES					3,000.00	108.75	239.40	2,651.85
136	FIFTH GRADE-ES					3,000.00	1,279.77	0.00	1,720.23
137	COMPUTER LAB-MS					500.00	0.00	0.00	500.00
138	COMPUTER LAB-PS					900.00	0.00	452.20	447.80
139	COMPUTER LAB-ES					2,000.00	0.00	0.00	2,000.00
140	CAREER & TECH-HS					0.00	0.00	0.00	0.00
141	VO AGRICULTURE-HS					2,200.00	1,897.10	200.00	102.90
142	HOMEMAKING-HS					2,500.00	1,610.73	0.00	889.27
143	AUTO MECH-HS					2,000.00	1,369.22	278.55	352.23
144	D E -HS					1,000.00	0.00	239.00	761.00
145	SPEECH THERAPHY-PS					0.00	0.00	0.00	0.00
146	SPEECH THERAPHY-ES					0.00	0.00	0.00	0.00
147	CONTENT MASTERY-HS					0.00	0.00	0.00	0.00
148	SPECIAL ED-HS					2,000.00	356.07	0.00	1,643.93
149	SPECIAL ED-MS					2,000.00	0.00	0.00	2,000.00
150	SPECIAL ED-PS					750.00	429.00	0.00	321.00

	A	B	C	D	E	F	G	H	I
151	SPECIAL ED-ES					2,000.00	236.12	0.00	1,763.88
152	SUPPLIES-HS-SCIENCE-RENOVATIONS					0.00	0.00	0.00	0.00
153	SUPPLIES-TECHNOLOGY-HS**					10,000.00	6,445.99	78.00	3,476.01
154	SUPPLEIS-TECHNOLOGY-HS C/T					0.00	0.00	0.00	0.00
155	SUPPLIES-TECHNOLOGY-MS**					10,000.00	6,512.74	537.81	2,949.45
156	SUPPLIES-TECHNOLOGY-PS**					10,000.00	6,512.73	537.81	2,949.46
157	SUPPLIES-TECHNOLOGY-ES**					10,000.00	6,512.78	78.00	3,409.22
158	TOTAL					247,992.25	89,115.82	12,087.50	146,788.93
159									
160	GENERAL TRAVEL-HS					2,325.00	0.00	0.00	2,325.00
161	TRAVEL-BUSINESS-HS					175.00	156.90	0.00	18.10
162	TRAVEL-DRAFTING-HS					0.00	0.00	0.00	0.00
163	TRAVEL-VO AG-HS					5,000.00	2,831.44	0.00	2,168.56
164	TRAVEL-HOMEMAKING-HS					2,000.00	187.01	0.00	1,812.99
165	TRAVEL-AUTO MECH-HS					0.00	0.00	0.00	0.00
166	TRAVEL-DE-HS					1,000.00	124.29	0.00	875.71
167	TRAVEL-SP ED-NON EMPLOYEE					2,500.00	604.00	0.00	1,896.00
168	FEE/DUES-ES					0.00	0.00	0.00	0.00
169	GRADUATION EXPENSE					2,500.00	0.00	1,398.15	1,101.85
170	TOTAL					15,500.00	3,903.64	1,398.15	10,198.21
171									
172	VECHILE-VO AG					0.00	0.00	0.00	0.00
173	EQUIP/FURN>5,000-VO AG					0.00	0.00	0.00	0.00
174	FURN/EQUIP-HS					9,651.00	4,426.69	0.00	5,224.31
175	FURN/EQUIP-C/T					0.00	0.00	0.00	0.00
176	FURN/EQUIP-HS ALLOTMENT					10,000.00	0.00	0.00	10,000.00
177	FURN/EQUIP-MS					10,000.00	375.00	0.00	9,625.00
178	FURN/EQUIP-MS-ST COMP					0.00	0.00	0.00	0.00
179	FURN/EQUIP-PS					10,000.00	973.63	0.00	9,026.37
180	FURN/EQUIP-ES					10,000.00	375.00	0.00	9,625.00
181	FURN/EQUIP-DISTRICT WIDE					25,000.00	0.00	0.00	25,000.00
182	FURN/EQUIP-HS-ENGLISH					0.00	0.00	0.00	0.00
183	FURN/EQUIP-DRAMA					0.00	0.00	0.00	0.00
184	FURN/EQUIP-MS-READING					0.00	0.00	0.00	0.00
185	FURN/EQUIP-SPANISH					0.00	0.00	0.00	0.00
186	BAND INSTRUMENTS-HS					36,082.75	1,013.00	0.00	35,069.75
187	FURN/EQUIP-HS CHOIR					0.00	0.00	0.00	0.00
188	BAND INSTRUMENTS-MS					5,235.00	5,235.00	0.00	0.00
189	FURN/EQUIP-HS HISTORY					0.00	0.00	0.00	0.00
190	FURN/EQUIP-MS-HISTORY					0.00	0.00	0.00	0.00
191	FURN/EQUIP-HS-MATH					5,000.00	0.00	0.00	5,000.00
192	FURN/EQUIP-HS-ART					0.00	0.00	0.00	0.00
193	FURN/EQUIP-HS-SCIENCE					0.00	0.00	0.00	0.00
194	FURN/EQUIP-MS-SCIENCE					0.00	0.00	0.00	0.00
195	FURN/EQUIP-PS-MUSIC					0.00	0.00	0.00	0.00
196	FURN/EQUIP-ES-MUSIC					0.00	0.00	0.00	0.00
197	FURN/EQUIP-PS-PE					0.00	0.00	0.00	0.00
198	FURN/EQUIP-ES-PE					0.00	0.00	0.00	0.00
199	FURN/EQUIP-KEYBOARDING-MS					0.00	0.00	0.00	0.00
200	FURN/EQUIP-PS-PRE-K					0.00	0.00	0.00	0.00
201	FURN/EQUIP-PS-KINDERGARTEN					0.00	0.00	0.00	0.00

	A	B	C	D	E	F	G	H	I
202	FURN/EQUIP-PS-FIRST GRADE					0.00	0.00	0.00	0.00
203	FURN/EQUIP-PS-SECOND GRADE					0.00	0.00	0.00	0.00
204	FURN/EQUIP-HEAD START					0.00	0.00	0.00	0.00
205	FURN/EQUIP-ES-THIRD GRADE					0.00	0.00	0.00	0.00
206	FURN/EQUIP-ES-FOURTH GRADE					0.00	0.00	0.00	0.00
207	FURN/EQUIP-ES-FIFTH GRADE					0.00	0.00	0.00	0.00
208	FURN/EQUIP-HS-CAREER/TECH					0.00	0.00	0.00	0.00
209	FURN/EQUIP-VO AG					0.00	0.00	0.00	0.00
210	FURN/EQUIP-DE					0.00	0.00	0.00	0.00
211	FURN-EQUIP-HS-AUTO MECH					0.00	0.00	0.00	0.00
212	FURN/EQUIP-PS-SPEECH					0.00	0.00	0.00	0.00
213	FURN/EQUIP-HS-SP ED					349.00	349.00	0.00	0.00
214	FURN/EQUIP-MS-SP ED					0.00	0.00	0.00	0.00
215	FURN/EQUIP-PS-SP ED					0.00	0.00	0.00	0.00
216	FURN/EQUIP-ES-SP ED					0.00	0.00	0.00	0.00
217	FURN/EQUIP-HS-SCIENCE-RENOVATIONS					0.00	0.00	0.00	0.00
218	FURN/EQUIP-HS TECHNOLOGY**					45,000.00	5,319.00	0.00	39,681.00
219	FURN/EQUIP-HS-C/T					0.00	0.00	0.00	0.00
220	FURN/EQUIP-HS-ST COMP					0.00	0.00	0.00	0.00
221	FURN/EQUIP-MS TECHNOLOGY**					2,500.00	0.00	0.00	2,500.00
222	FURN/EQUIP-PS TECHNOLOGY**					2,500.00	0.00	0.00	2,500.00
223	FURN/EQUIP-ES TECHNOLOGY**					2,500.00	0.00	0.00	2,500.00
224	FURN/EQUIP-ES-ST COMP					0.00	0.00	0.00	0.00
225	TOTAL					173,817.75	18,066.32	0.00	155,751.43
226									
227	TOTAL INSTRUCTION					7,736,419.00	3,499,162.23	890,168.99	3,347,087.78
228									
229									
230									
231	SUBSTITUTES					1,000.00	380.00	0.00	620.00
232	SALARIES					145,221.00	78,169.90	24,009.18	43,041.92
233	FIMM					2,145.00	1,033.21	0.00	1,111.79
234	HEALTH INSURANCE					11,736.00	6,356.98	0.00	5,379.02
235	WORKER'S COMPENSATION					696.00	0.00	0.00	696.00
236	TRS ON BEHALF					0.00	0.00	0.00	0.00
237	UNEMPLOYMENT					122.00	107.31	0.00	14.69
238	TEACHER RETIREMENT/TRS CARE					2,119.00	1,285.73	0.00	833.27
239	PERSONAL DAYS					1,672.00	0.00	0.00	1,672.00
240	TOTAL					164,711.00	87,333.13	24,009.18	53,368.69
241									
242	REGION VII SERVICES-HS					0.00	0.00	0.00	0.00
243	REGION VII SERVICES-MS					0.00	0.00	0.00	0.00
244	REGION VII SERVICES-PS					0.00	0.00	0.00	0.00
245	REGION VII SERVICES-ES					0.00	0.00	0.00	0.00
246	AUDIO VISUAL/REPAIR-HS					0.00	0.00	0.00	0.00
247	AUDIO VISUAL/REPAIR-MS					0.00	0.00	0.00	0.00
248	AUDIO VISUAL/REPAIR-PS					0.00	0.00	0.00	0.00
249	AUDIO VISUAL/REPAIR-ES					0.00	0.00	0.00	0.00
250	CONTRACTED SERVICES-HS					2,219.00	825.30	676.62	717.08
251	CONTRACTED SERVICES-MS					1,000.00	0.00	0.00	1,000.00

12-LIBRARY

	A	B	C	D	E	F	G	H	I
252	CONTRACTED SERVICES-PS					1,000.00	0.00	0.00	1,000.00
253	CONTRACTED SERVICES-ES					1,000.00	0.00	0.00	1,000.00
254	TOTAL					5,219.00	825.30	676.62	3,717.08
255									
256	MAGAZINES/BOOKS-HS					8,000.00	7,890.65	0.00	109.35
257	MAGAZINES/BOOKS-MS					5,500.00	4,020.50	0.00	1,479.50
258	MAGAZINES/BOOKS-PS					6,500.00	0.00	0.00	6,500.00
259	MAGAZINES/BOOKS-ES					6,000.00	5,346.62	52.00	601.38
260	AUDIO VISUAL & OTHER INST SUPPLY-HS					2,500.00	315.47	0.00	2,184.53
261	AUDIO VISUAL & OTHER INST SUPPLY-MS					2,041.00	160.87	0.00	1,880.13
262	AUDIO VISUAL & OTHER INST SUPPLY-PS					2,541.00	0.00	0.00	2,541.00
263	AUDIO VISUAL & OTHER INST SUPPLY-ES					800.00	353.86	0.00	446.14
264	TOTAL					33,882.00	18,087.97	52.00	15,742.03
265									
266	TRAVEL-HS					1,000.00	998.45	99.00	(97.45)
267	TRAVEL-MS					50.00	0.00	99.00	(49.00)
268	TRAVEL-PS					50.00	0.00	99.00	(49.00)
269	TRAVEL-ES					700.00	1,007.45	99.00	(406.45)
270	FEES/DUES-HS					500.00	0.00	0.00	500.00
271	TOTAL					2,300.00	2,005.90	396.00	(101.90)
272									
273	FURN/EQUP-HS					500.00	449.00	0.00	51.00
274	FURN/EQUIP-MS					459.00	460.15	0.00	(1.15)
275	FURN/EQUIP-PS					459.00	460.15	0.00	(1.15)
276	FURN/EQUIP-ES					500.00	460.15	0.00	39.85
277	TOTAL					1,918.00	1,829.45	0.00	88.55
278									
279	TOTAL LIBRARY					208,030.00	110,081.75	25,133.80	72,814.45
280									
281	<i>13-STAFF DEVELOPMENT</i>								
282									
283	DEPARTMENT HEAD/JUDGE TRUST					11,050.00	5,885.09	1,788.08	3,376.83
284	FIMM					142.00	70.68	0.00	71.32
285	HEALTH INSURANCE					744.00	407.86	0.00	336.14
286	WORKER'S COMPENSATION					0.00	0.00	0.00	0.00
287	TRS ON-BEHALF					0.00	0.00	0.00	0.00
288	UNEMPLOYMENT					0.00	7.66	0.00	(7.66)
289	TEACHER RETIREMENT/TRS CARE					251.00	142.33	0.00	108.67
290	TOTAL					12,187.00	6,513.62	1,788.08	3,885.30
291									
292	CONTRACTED STAFF DEVELOPMENT-HS ALLO					1,500.00	0.00	0.00	1,500.00
293	CONTRACTED STAFF-DEVELOPMENT					20,000.00	0.00	12,500.00	7,500.00
294	STAFF DEVELOPMENT-REGION VII					7,990.00	7,598.00	0.00	392.00
295	STAFF DEVELOPMENT-G/T-REGION VII					11,000.00	11,000.00	0.00	0.00
296	STAFF DEVELOPMENT-CT-REGION VII					3,810.00	3,806.00	0.00	4.00
297	TOTAL					44,300.00	22,404.00	12,500.00	9,396.00
298									
299	SUPPLIES-IN SERVICE					1,500.00	1,893.63	0.00	(393.63)
300	TOTAL					1,500.00	1,893.63	0.00	(393.63)
301									

	A	B	C	D	E	F	G	H	I
302	TRAVEL-HS-REG					4,740.00	719.23	0.00	4,020.77
303	TRAVEL-HS-VOC					0.00	0.00	0.00	0.00
304	TRAVEL-HS-SP ED					0.00	0.00	0.00	0.00
305	TRAVEL-HS-ST COMP					0.00	0.00	0.00	0.00
306	TRAVEL-HS-ESL					0.00	0.00	0.00	0.00
307	TRAVEL-HS ALLOTMENT					10,500.00	10,469.04	0.00	30.96
308	TRAVEL-MS-REG					2,500.00	0.00	0.00	2,500.00
309	TRAVEL-MS-SP ED					0.00	0.00	0.00	0.00
310	TRAVEL-MS-ST COMP					0.00	0.00	0.00	0.00
311	TRAVEL-MS-ESL					0.00	0.00	0.00	0.00
312	TRAVEL-PS-REG					9,450.00	0.00	0.00	9,450.00
313	TRAVEL-PS-G/T					50.00	50.00	0.00	0.00
314	TRAVEL-PS-SP ED					100.00	100.00	0.00	0.00
315	TRAVEL-ES-REG					4,398.80	127.45	0.00	4,271.35
316	TRAVEL-ES-G/T					101.20	101.20	0.00	0.00
317	TRAVEL-ES-SP ED					0.00	0.00	0.00	0.00
318	TRAVEL ES-ESL					0.00	0.00	0.00	0.00
319	TRAVEL-ALL SCHOOLS					319.00	0.00	0.00	319.00
320	TRAVEL -TECHNOLOGY					6,681.00	6,598.68	25.00	57.32
321	MISC OPERATING-HS-REG					260.00	260.00	0.00	0.00
322	MISC OPERATING-HS-SP ED					0.00	0.00	0.00	0.00
323	MISC OPERATING-HS-VOC					0.00	0.00	0.00	0.00
324	MISC OEPRATING-HS-G/T					0.00	0.00	0.00	0.00
325	MISC OPERATING-MS-REG					0.00	0.00	0.00	0.00
326	MISC OPERATING-MS-G/T					0.00	0.00	0.00	0.00
327	MISC OPERATING-MS-SP ED					0.00	0.00	0.00	0.00
328	MISC OPERATING-MS-ESL					0.00	0.00	0.00	0.00
329	MISC OPERATING-PS-REG					0.00	0.00	0.00	0.00
330	MISC OPERATING-PS-SP ED					0.00	0.00	0.00	0.00
331	MISC OPERATING-PS-ST COMP					0.00	0.00	0.00	0.00
332	MISC OPERATING-PS-ESL					0.00	0.00	0.00	0.00
333	MISC OPERATING-ES-REG					0.00	0.00	0.00	0.00
334	MISC OPERATING-ES-G/T					0.00	0.00	0.00	0.00
335	MISC OPERATING-ES-SP ED					0.00	0.00	0.00	0.00
336	MISC OPERATING-ES-ESL					0.00	0.00	0.00	0.00
337	TOTAL					39,100.00	18,425.60	25.00	20,649.40
338									
339	TOTAL STAFF DEVELOPMENT					97,087.00	49,236.85	14,313.08	33,537.07
340									
341									
342									
343	SALARY					64,443.00	38,129.12	0.00	26,313.88
344	FIMM					941.00	519.07	0.00	421.93
345	HEALTH INSURANCE					2,931.00	1,710.17	0.00	1,220.83
346	WORKER'S COMPENSATION					292.00	0.00	0.00	292.00
347	TRS ON-BEHALF					0.00	0.00	0.00	0.00
348	UNEMPLOYMENT					51.00	46.69	0.00	4.31
349	TEACHER RETIREMENT/TRS CARE					2,423.00	1,471.33	0.00	951.67
350	PERSONAL DAYS					596.00	0.00	0.00	596.00
351	TOTAL					71,677.00	41,876.38	0.00	29,800.62

21-INSTRUCTIONAL LEADERSHIP

	A	B	C	D	E	F	G	H	I
352									
353	CONTRACTED SERVICE					0.00	0.00	0.00	0.00
354									
355	SUPPLIES					500.00	166.15	50.00	283.85
356									
357	TRAVEL					1,750.00	2,062.30	0.00	(312.30)
358	DUES					250.00	0.00	0.00	250.00
359	TOTAL					2,000.00	2,062.30	0.00	(62.30)
360									
361	FURN/EQUIP					0.00	0.00	0.00	0.00
362									
363	TOTAL INSTRUCTIONAL LEADERSHIP					74,177.00	44,104.83	50.00	30,022.17
364									
365	<i>23-SCHOOL ADMINISTRATION</i>								
366	SUBSTITUTES					2,000.00	1,045.00	0.00	955.00
367	SALARIES					618,158.00	350,201.71	17,595.36	250,360.93
368	FIMM					9,105.00	4,641.08	0.00	4,463.92
369	HEALTH INSURANCE					43,026.00	24,283.34	0.00	18,742.66
370	WORKER'S COMPENSATION					2,720.00	0.00	0.00	2,720.00
371	TRS ON-BEHALF					0.00	0.00	0.00	0.00
372	UNEMPLOYMENT					476.00	453.62	0.00	22.38
373	TEACHER RETIREMENT/TRS CARE					12,282.00	7,061.74	0.00	5,220.26
374	PERSONAL DAYS					9,200.00	0.00	0.00	9,200.00
375	TOTAL					696,967.00	387,686.49	17,595.36	291,685.15
376									
377	REGION VII-HS					0.00	0.00	0.00	0.00
378	REGION VII-MS					0.00	0.00	0.00	0.00
379	REGION VII-PS					0.00	0.00	0.00	0.00
380	REGION VII-ES					0.00	0.00	0.00	0.00
381	PRINTING-HS					2,000.00	0.00	808.00	1,192.00
382	PRINTING-MS					2,000.00	213.37	298.00	1,488.63
383	PRINTING-PS					2,000.00	0.00	0.00	2,000.00
384	PRINTING-ES					2,000.00	0.00	0.00	2,000.00
385	TOTAL					8,000.00	213.37	1,106.00	6,680.63
386									
387	SUPPLIES-HS					2,663.41	1,328.71	33.20	1,301.50
388	SUPPLIES-MS					2,675.84	1,058.34	0.00	1,617.50
389	SUPPLIES-PS					3,000.00	733.77	0.00	2,266.23
390	SUPPLIES-ES					3,000.00	896.89	0.00	2,103.11
391	DISTRICT EXPENSES-HS					1,000.00	547.99	100.00	352.01
392	DISTRICT EXPENSES-MS					1,000.00	584.32	0.00	415.68
393	DISTRICT EXPENSES-PS					1,000.00	723.54	0.00	276.46
394	DISTRICT EXPENSES-ES					1,000.00	209.62	0.00	790.38
395	POSTAGE-HS					4,000.00	2,617.11	9.32	1,373.57
396	POSTAGE-MS					3,000.00	1,508.70	0.00	1,491.30
397	POSTAGE-PS					1,500.00	1,000.00	0.00	500.00
398	POSTAGE-ES					1,500.00	1,000.00	0.00	500.00
399	TOTAL					25,339.25	12,208.99	142.52	12,987.74
400									
401	TRAVEL-HS					4,085.00	1,744.97	0.00	2,340.03

	A	B	C	D	E	F	G	H	I
402	TRAVEL-MS					2,305.00	2,238.51	0.00	66.49
403	TRAVEL-PS					2,000.00	790.31	0.00	1,209.69
404	TRAVEL-ES					2,565.00	678.66	0.00	1,886.34
405	BONDING-HS					0.00	0.00	0.00	0.00
406	TRAVEL-ALL SCHOOLS					0.00	0.00	0.00	0.00
407	DUES-HS					390.00	390.00	0.00	0.00
408	DUES-MS					195.00	195.00	0.00	0.00
409	DUES-PS					0.00	0.00	0.00	0.00
410	DUES-ES					0.00	0.00	0.00	0.00
411	TOTAL					11,540.00	6,037.45	0.00	5,502.55
412									
413	FURN/EQUIP-HS					336.59	336.59	0.00	0.00
414	FURN/EQUIP-MS					324.16	324.16	0.00	0.00
415	FURN/EQUIP-PS					0.00	0.00	0.00	0.00
416	FURN/EQUIP-ES					0.00	0.00	0.00	0.00
417	TOTAL					660.75	660.75	0.00	0.00
418									
419	TOTAL SCHOOL ADMINISTRATION					742,507.00	406,807.05	18,843.88	316,856.07
420									
421									
422									
423	SALARIES					277,400.00	142,704.38	30,849.96	103,845.66
424	FIMM					4,088.00	1,882.48	0.00	2,205.52
425	HEALTH INSURANCE					15,654.00	6,510.55	0.00	9,143.45
426	WORKER'S COMPENSATION					1,136.00	0.00	0.00	1,136.00
427	TRS ON-BEHALF					0.00	0.00	0.00	0.00
428	UNEMPLOYMENT					199.00	199.98	0.00	(0.98)
429	TEACHER RETIREMENT/TRS CARE					4,314.00	2,386.67	0.00	1,927.33
430	PERSONAL DAYS					4,400.00	0.00	0.00	4,400.00
431	TOTAL					307,191.00	153,684.06	30,849.96	122,656.98
432									
433	REGION VII ESC					1,500.00	1,500.00	0.00	0.00
434	TEST SCORING-HS					250.00	0.00	0.00	250.00
435	TEST SCORING-MS					200.00	0.00	0.00	200.00
436	TEST SCORING-PS					200.00	0.00	0.00	200.00
437	TEST SCORING-ES					250.00	0.00	0.00	250.00
438	TOTAL					2,400.00	1,500.00	0.00	900.00
439									
440	TEST MATERIALS-HS					500.00	0.00	0.00	500.00
441	TEST MATERIALS-MS					500.00	0.00	0.00	500.00
442	TEST MATERIALS-PS					700.00	278.29	0.00	421.71
443	TEST MATERIALS-ES					700.00	0.00	0.00	700.00
444	SUPPLIES-HS					1,250.00	224.76	0.00	1,025.24
445	SUPPLIES-MS					700.00	289.56	0.00	410.44
446	SUPPLIES-PS					1,000.00	233.17	100.00	666.83
447	SUPPLIES-ES					750.00	0.00	58.85	691.15
448	POSTAGE-HS					250.00	0.00	0.00	250.00
449	POSTAGE-MS					250.00	0.00	0.00	250.00
450	TOTAL					6,600.00	1,025.78	158.85	5,415.37
451									

31-COUNSELING

	A	B	C	D	E	F	G	H	I
452	TRAVEL-HS					1,825.00	1,339.39	0.00	485.61
453	TRAVEL-MS					1,350.00	356.00	0.00	994.00
454	TRAVEL-PS					1,425.00	418.82	470.64	535.54
455	TRAVEL-ES					1,425.00	1,034.47	0.00	390.53
456	TRAVEL-ES-TSII					0.00	0.00	0.00	0.00
457	MEMBERSHIP/DUES-HS					125.00	125.00	0.00	0.00
458	MEMBERSHIP/DUES-MS					0.00	0.00	0.00	0.00
459	MEMBERSHIP/DUES-PS					125.00	125.00	0.00	0.00
460	MEMBERSHIP/DUES-ES					125.00	125.00	0.00	0.00
461	FEES & DUES-COLLEGE FAIR-HS					0.00	0.00	0.00	0.00
462	FEES-PS-STUDENTS					0.00	0.00	0.00	0.00
463	TOTAL					6,400.00	3,523.68	470.64	2,405.68
464									
465	FURNITURE-HS					450.00	0.00	0.00	450.00
466	FURNITURE-MS					0.00	0.00	0.00	0.00
467	FURNITURE-PS					0.00	0.00	0.00	0.00
468	TOTAL					450.00	0.00	0.00	450.00
469									
470	TOTAL COUNSELING					323,041.00	159,733.52	31,479.45	131,828.03
471									
472									
473									
474	SALARIES					104,352.00	55,126.89	18,116.22	31,108.89
475	FIMM					1,532.00	756.87	0.00	775.13
476	HEALTH INSURANCE					7,818.00	4,234.74	0.00	3,583.26
477	WORKER'S COMPENSATION					560.00	0.00	0.00	560.00
478	TRS ON-BEHALF					0.00	0.00	0.00	0.00
479	UNEMPLOYMENT					98.00	85.71	0.00	12.29
480	TEACHER RETIREMENT/TRS CARE					16,420.00	9,746.14	0.00	6,673.86
481	PERSONAL DAYS					1,400.00	0.00	0.00	1,400.00
482	TOTAL					132,180.00	69,950.35	18,116.22	44,113.43
483									
484	CONT SERVICES-FINGERPRINTING					0.00	0.00	0.00	0.00
485	CONT SERVICES-NURSING-HS					0.00	0.00	0.00	0.00
486	CONT SERVICES-NURSING-MS					0.00	0.00	0.00	0.00
487	CONT SERVICES-NURSING-PS					0.00	0.00	0.00	0.00
488	CONT SERVICES-NURSING-ES					0.00	0.00	0.00	0.00
489	CONT SERVICES-HS					80.00	0.00	0.00	80.00
490	CONT SERVICES-MS					80.00	0.00	0.00	80.00
491	CONT SERVICES-PS					80.00	0.00	0.00	80.00
492	CONT SERVICES-ES					80.00	0.00	0.00	80.00
493	TOTAL					320.00	0.00	0.00	320.00
494									
495	SUPPLIES-HS					1,500.00	359.75	0.00	1,140.25
496	SUPPLIES-MS					740.00	359.78	0.00	380.22
497	SUPPLIES-PS					1,240.01	359.78	0.00	880.23
498	SUPPLIES-ES					1,000.00	359.81	0.00	640.19
499	TOTAL					4,480.01	1,439.12	0.00	3,040.89
500									
501	TRAVEL-HS					200.00	0.00	0.00	200.00

33-HEALTH SERVICES

	A	B	C	D	E	F	G	H	I
502	TRAVEL-MS					200.00	24.50	0.00	175.50
503	TRAVEL-PS					200.00	0.00	0.00	200.00
504	TRAVEL-ES					300.00	46.57	0.00	253.43
505	TOTAL					900.00	71.07	0.00	828.93
506									
507	EQUIPMENT-HS					0.00	0.00	0.00	0.00
508	EQUIPMENT-MS					260.00	260.00	0.00	0.00
509	EQUIPMENT-PS					259.99	259.99	0.00	0.00
510	EQUIPMENT-ES					0.00	0.00	0.00	0.00
511	TOTAL					519.99	519.99	0.00	0.00
512									
513	TOTAL HEALTH SERVICE					138,400.00	71,980.53	18,116.22	48,303.25
514									
515									
516									
517	SUBSTITUTES					6,000.00	4,975.00	0.00	1,025.00
518	SALARIES					155,144.00	85,163.57	9,942.86	60,037.57
519	FIMM					2,354.00	1,152.36	0.00	1,201.64
520	HEALTH INSURANCE					32,785.00	16,701.11	0.00	16,083.89
521	WORKER'S COMPENSATION					760.00	0.00	0.00	760.00
522	TRS ON-BEHALF					0.00	0.00	0.00	0.00
523	UNEMPLOYMENT					133.00	129.60	0.00	3.40
524	TEACHER RETIREMENT/TRS CARE					1,008.00	669.81	0.00	338.19
525	PERSONAL DAYS					1,200.00	0.00	0.00	1,200.00
526	TOTAL					199,384.00	108,791.45	9,942.86	80,649.69
527									
528	CONT SERVICES-PHYSICALS/DRUG TEST					4,500.00	1,542.49	900.00	2,057.51
529	CONT SERVICES-RECERTIFICATION					1,500.00	120.00	100.00	1,280.00
530	CONT SERVICES-REPAIR					10,000.00	7,260.01	2,456.00	283.99
531	TOTAL					16,000.00	8,922.50	3,456.00	3,621.50
532									
533	GAS,OIL,GREASE,TIRES					84,000.00	40,172.93	7,000.00	36,827.07
534	PARTS & SUPPLIES					35,600.00	9,432.00	8,950.00	17,218.00
535	TOTAL					119,600.00	49,604.93	15,950.00	54,045.07
536									
537	INSURANCE					11,371.00	11,857.00	0.00	(486.00)
538	MISC OPERATING COSTS					2,000.00	138.59	0.00	1,861.41
539	TOTAL					13,371.00	11,995.59	0.00	1,375.41
540									
541	BUSES					121,000.00	28,980.25	0.00	92,019.75
542	CAPITAL OUTLAY					0.00	0.00	0.00	0.00
543	FURN/EQUIP-TECHNOLOGY					0.00	0.00	0.00	0.00
544	TOTAL					121,000.00	28,980.25	0.00	92,019.75
545									
546	TOTAL STUDENT TRANSPORTATION					469,355.00	208,294.72	29,348.86	231,711.42
547									
548									
549									
550	CONTRACTED SERVICES-FINGERPRINTING					0.00	0.00	0.00	0.00
551									

34-STUDENT TRANSPORTATION

35-FOOD SERVICE

	A	B	C	D	E	F	G	H	I
552	TRANSFER OUT					0.00	0.00	0.00	0.00
553									
554	TOTAL FOOD SERVICE					0.00	0.00	0.00	0.00
555									
556									
557	<i>36-COCURRICULAR/EXTRACURRICULAR</i>								
558									
559	SALARIES/STIPENDS					279,976.00	158,911.83	25,029.86	96,034.31
560	FIMM					4,065.00	2,183.55	0.00	1,881.45
561	HEALTH INSURANCE					13,619.00	7,371.36	0.00	6,247.64
562	WORKER'S COMPENSATION					932.00	0.00	0.00	932.00
563	TRS ON-BEHALF					0.00	0.00	0.00	0.00
564	UNEMPLOYMENT					163.00	199.98	0.00	(36.98)
565	TEACHER RETIREMENT/TRS CARE					8,254.00	3,665.63	0.00	4,588.37
566	TOTAL					307,009.00	172,332.35	25,029.86	109,646.79
567									
568	DRUG TESTING-HS					2,250.00	2,002.00	0.00	248.00
569	DRUG TESTING-MS					854.00	868.00	0.00	(14.00)
570	DRUG DOGS-HS					670.00	562.50	107.50	0.00
571	DRUG DOGS-MS					230.00	112.50	117.50	0.00
572	CONTRACTED ATHLETIC TRAINER					9,000.00	8,876.00	0.00	124.00
573	REPAIR ATHLETICS-HS					5,000.00	0.00	1,800.00	3,200.00
574	REPAIR-ATHLETICS-MS					2,500.00	0.00	2,500.00	0.00
575	RENTAL-DRAMA-HS					0.00	0.00	0.00	0.00
576	RENTAL-ATHLETICS					272.25	272.25	0.00	0.00
577	RENTAL-STADIUM/GYM					1,000.00	389.77	0.00	610.23
578	GAME OFFICIALS-HS					20,000.00	13,929.04	0.00	6,070.96
579	GAME OFFICIALS-MS					7,000.00	5,781.34	0.00	1,218.66
580	GAME WORKERS-HS					9,000.00	845.00	0.00	8,155.00
581	GAME WORKERS-MS					3,000.00	1,067.50	0.00	1,932.50
582	GAME CONTRACTS					0.00	0.00	0.00	0.00
583	CONTRACTED SERVICE-HS DRAMA					1,500.00	45.00	0.00	1,455.00
584	CONTRACTED SERVICE-MS-DRAMA					35.00	35.00	0.00	0.00
585	CONTRACTED SERVICE-HS-BAND					15,300.00	9,391.75	500.00	5,408.25
586	CONTRACTED SERVICE-MS-BAND					0.00	0.00	0.00	0.00
587	CONTRACTED SERVICE-HS-ATHLETICS					1,895.00	1,895.00	0.00	0.00
588	PRINTING					550.00	0.00	0.00	550.00
589	TOTAL					80,056.25	46,072.65	5,025.00	28,958.60
590									
591	ATHLETIC NEWSLETTER					500.00	99.00	0.00	401.00
592	UNIFORMS-FOOTBALL/BOYS BASKETBALL					10,000.00	0.00	10,000.80	(0.80)
593	DRAMA COSTUMES					1,000.00	0.00	0.00	1,000.00
594	BAND UNIFORMS					9,300.00	3,264.20	0.00	6,035.80
595	CHOIR UNIFORMS-HS					0.00	0.00	0.00	0.00
596	UIL SUPPLIES-HS					985.65	927.23	65.50	(7.08)
597	UIL SUPPLIES-MS					500.00	256.93	0.00	243.07
598	UIL SUPPLIES-PS					0.00	0.00	0.00	0.00
599	UIL SUPPLIES-ES					1,000.00	592.50	388.75	18.75
600	CHEERLEADERS-HS					1,000.00	0.00	0.00	1,000.00

	A	B	C	D	E	F	G	H	I
601	CHEERLEADERS-MS					500.00	0.00	0.00	500.00
602	ALL ATHLETICS-HS					4,000.00	449.32	280.00	3,270.68
603	ALL ATHLETICS-MS					2,000.00	1,362.20	0.00	637.80
604	FOOTBALL-HS					13,000.00	225.48	12,768.47	6.05
605	FOOTBALL-MS					4,000.00	0.00	3,983.75	16.25
606	BASKETBALL-HS					4,000.00	3,744.85	0.00	255.15
607	BASKETBALL-MS					1,500.00	0.00	1,372.95	127.05
608	TRACK-HS					4,000.00	2,955.04	1,012.56	32.40
609	TRACK-MS					1,500.00	165.00	9.50	1,325.50
610	BASEBALL-HS					4,000.00	3,924.69	0.00	75.31
611	VOLLEYBALL-HS					4,000.00	0.00	0.00	4,000.00
612	VOLLEYBALL-MS					1,500.00	0.00	0.00	1,500.00
613	GIRLS BASKETBALL-HS					4,000.00	3,998.91	0.00	1.09
614	GIRLS BASKETBALL-MS					1,500.00	1,500.00	0.00	0.00
615	GIRLS TRACK-HS					4,000.00	0.00	2,420.77	1,579.23
616	GIRLS TRACK-MS					1,500.00	0.00	0.00	1,500.00
617	TENNIS-HS					1,500.00	0.00	0.00	1,500.00
618	GOLF-HS					1,500.00	297.72	0.00	1,202.28
619	WEIGHT TRAINING-HS					1,500.00	0.00	988.31	511.69
620	SOFTBALL-HS					4,000.00	1,061.70	2,898.27	40.03
621	OFF SEASON-HS					5,000.00	1,346.50	3,191.25	462.25
622	OFF SEASON-MS					0.00	0.00	0.00	0.00
623	TRAINER SUPPLIES-HS					5,000.00	103.74	146.26	4,750.00
624	CROSS COUNTRY-HS					1,500.00	394.70	1,082.30	23.00
625	TOTAL					99,285.65	26,669.71	40,609.44	32,006.50
626									
627	EMPLOYEE TRAVEL-DRAMA-HS					769.30	769.30	0.00	0.00
628	EMPLOYEE TRAVEL-BAND-HS					537.82	537.82	0.00	0.00
629	EMPLOYEE TRAVEL-CHOIR-HS					0.00	0.00	0.00	0.00
630	EMPLOYEE TRAVEL-BAND-MS					955.86	955.86	0.00	0.00
631	EMPLOYEE TRAVEL-MUSIC-ES					0.00	0.00	0.00	0.00
632	EMPLOYEE TRAVEL-ES-UIL					0.00	0.00	0.00	0.00
633	EMPLOYEE TRAVEL-ATHLETICS-HS					5,725.00	6,421.10	0.00	(696.10)
634	STUDENT MEALS/FEES-HS					120.00	120.00	0.00	0.00
635	STUDENT MEALS/FEES-MS					2,467.00	0.00	0.00	2,467.00
636	STUDENT MEALS/FEES-PS					0.00	0.00	0.00	0.00
637	STUDENT MEALS/FEES-ES					525.00	0.00	0.00	525.00
638	STUDENTS/REP DISTRICT-HS					0.00	272.00	0.00	(272.00)
639	STUDENTS/REP DISTRICT-MS					0.00	0.00	0.00	0.00
640	STUDENT TRAVEL-DRAMA-HS					0.00	0.00	0.00	0.00
641	STUDENT TRAVEL-DRAMA-MS					0.00	0.00	0.00	0.00
642	STUDENT TRAVEL-BAND-HS					4,266.32	4,845.32	0.00	(579.00)
643	STUDENT TRAVEL-BAND-MS					300.00	300.00	0.00	0.00
644	STUDENT TRAVEL-CHOIR-HS					40.00	130.00	0.00	(90.00)
645	STUDENT TRAVEL-BUS CLUB-HS					1,089.02	1,089.02	0.00	0.00
646	STUDENT TRAVEL-VO AG					890.00	890.00	0.00	0.00
647	STUDENT TRAVEL-HOME ECO					3,473.30	5,440.17	0.00	(1,966.87)
648	STUDENT TRAVEL-DECA-HS					2,101.48	2,101.48	0.00	0.00

	A	B	C	D	E	F	G	H	I
649	STUDENT TRAVEL-UIL-HS					0.00	160.00	0.00	(160.00)
650	STUDENT TRAVEL-UIL-MS					590.00	0.00	590.00	0.00
651	STUDENT TRAVEL-UIL-PS					0.00	0.00	0.00	0.00
652	STUDENT TRAVEL-UIL-ES					375.00	375.00	0.00	0.00
653	STUDENT TRAVEL-ACADEMICS-HS					0.00	0.00	0.00	0.00
654	STUDENT TRAVEL-ROPE TRICK-ES					0.00	0.00	0.00	0.00
655	STUDENT TRAVEL-ATHLETICS-HS					0.00	0.00	0.00	0.00
656	STUDENT TRAVEL-ATHLETICS-MS					0.00	0.00	0.00	0.00
657	STUDENT TRAVEL-HS-FOOTBALL					2,450.00	1,805.93	0.00	644.07
658	STUDENT TRAVEL-MS-FOOTBALL					2,000.00	1,210.00	0.00	790.00
659	STUDENT TRAVEL-HS BASKETBALL					2,000.00	1,937.13	0.00	62.87
660	STUDENT TRAVEL-MS BASKETBALL					1,225.00	615.91	0.00	609.09
661	STUDENT TRAVEL-HS TRACK					2,800.00	0.00	0.00	2,800.00
662	STUDENT TRAVEL-MS TRACK					1,800.00	299.00	0.00	1,501.00
663	STUDENT TRAVEL-HS BASEBALL					2,000.00	850.19	0.00	1,149.81
664	STUDENT TRAVEL-HS VOLLEYBALL					2,000.00	1,192.93	0.00	807.07
665	STUDENT TRAVEL-MS VOLLEYBALL					1,000.00	1,370.00	0.00	(370.00)
666	STUDENT TRAVEL-HS GIRLS BASKETBALL					2,000.00	2,260.68	0.00	(260.68)
667	STUDENT TRAVEL-MS GIRLS BASKETBALL					1,000.00	1,094.00	0.00	(94.00)
668	STUDENT TRAVEL-HS FIRLS TRACK					1,500.00	0.00	0.00	1,500.00
669	STUDENT TRAVEL-MS GIRLS TRACK					1,250.00	299.00	0.00	951.00
670	STUDENT TRAVEL-HS TENNIS					750.00	195.00	0.00	555.00
671	STUDENT TRAVEL-HS GOLF					750.00	0.00	0.00	750.00
672	STUDENT TRAVEL-HS WEIGHT LIFTING					1,000.00	169.00	0.00	831.00
673	STUDENT TRAVEL-HS SOFTBALL					2,000.00	521.45	0.00	1,478.55
674	STUDENT TRAVEL-HS CROSS COUNTRY					900.00	566.02	0.00	333.98
675	TRAVEL-NON EMPLOYEE-HS-BAND					0.00	0.00	0.00	0.00
676	STUDENT INSURANCE-HS					25,000.00	0.00	0.00	25,000.00
677	STUDENT INSURANCE-MS					25,000.00	0.00	0.00	25,000.00
678	DUES-BAND-HS					85.00	85.00	0.00	0.00
679	DUES-CHOIR-HS					50.00	50.00	0.00	0.00
680	DUES-BAND-MS					170.00	170.00	0.00	0.00
681	DUES-MUSIC-ES					0.00	0.00	0.00	0.00
682	DUES-ATHLETICS-HS					0.00	0.00	0.00	0.00
683	STUDENT ACTIVITY-HS					530.00	530.00	0.00	0.00
684	STUDENT ACTIVITY-MS					25.00	25.00	0.00	0.00
685	FEES & DUES-DRAMA-HS					275.00	275.00	0.00	0.00
686	FEES & DUES-DRAMA-MS					0.00	0.00	0.00	0.00
687	FEES & DUES-BAND-HS					2,475.00	2,475.00	0.00	0.00
688	FEES & DUES-CHOIR-HS					100.00	100.00	0.00	0.00
689	FEES & DUES-BAND-MS					1,437.00	1,437.00	0.00	0.00
690	FEES & DUES-CHOIR-MS					0.00	0.00	0.00	0.00
691	FEES-MUSIC-ES					0.00	0.00	0.00	0.00
692	FEES & DUES-BUS DEPT-HS					440.00	440.00	0.00	0.00
693	FEES & DUES-VO AG					356.00	356.00	0.00	0.00
694	FEES & DUES-HOME ECO					798.00	1282.00	0.00	(484.00)
695	FEES & DUES-DE					545.00	545.00	0.00	0.00
696	UIL FEES-HS					232.00	232.00	0.00	0.00

	A	B	C	D	E	F	G	H	I
697	UIL FEES-MS					0.00	0.00	0.00	0.00
698	UIL FEES-PS					225.00	0.00	0.00	225.00
699	UIL FEES-ES					300.00	0.00	0.00	300.00
700	ACADEMIC AWARDS-HS					0.00	0.00	0.00	0.00
701	ACADEMIC AWARDS-MS					0.00	0.00	0.00	0.00
702	ACADEMIC AWARDS-ES					0.00	0.00	0.00	0.00
703	JUMP ROPE FEES-ES					0.00	0.00	0.00	0.00
704	CHEERLEADER FEES-HS					0.00	0.00	0.00	0.00
705	CHEERLEADER FEES-MS					0.00	0.00	0.00	0.00
706	DRUM MAJOR/FLAGS FEES-HS					0.00	0.00	0.00	0.00
707	DEBATE FEES-HS					0.00	0.00	0.00	0.00
708	DRAMA AWARDS/JACKETS-HS					0.00	0.00	0.00	0.00
709	BAND AWARD/JACKETS-HS					1,190.00	1,190.00	70.00	(70.00)
710	CHOIR AWARDS/JACKETS-HS					0.00	0.00	0.00	0.00
711	BAND AWARDS-MS					0.00	0.00	0.00	0.00
712	FEES & DUES-ATHLETICS-HS					19,500.00	12,830.76	0.00	6,669.24
713	FEES & DUES-ATHLETICS-MS					2,000.00	2,800.00	0.00	(800.00)
714	TROPHIES, MEDALS, RIBBONS-HS					2,750.00	1,842.00	0.00	908.00
715	TROPHIES, MEDALS, RIBBONS-MS					1,200.00	1,200.00	0.00	0.00
716	ATHLETICS AWARDS/JACKETS-HS					2,500.00	1,470.00	0.00	1,030.00
717	TOTAL					139,833.10	68,128.07	660.00	71,045.03
718									
719	EQUIPMENT-HS-FOOTBALL					0.00	0.00	0.00	0.00
720	EQUIPMENT-ALL ATHLETICS					4,140.00	4,100.00	0.00	40.00
721	EQUIPMENT-BASKETBALL					0.00	3,567.00	2,110.00	(5,677.00)
722	EQUIPMENT-TRACK					19,773.00	17,795.00	0.00	1,978.00
723	TOTAL					23,913.00	25,462.00	2,110.00	(3,659.00)
724									
725	TOTAL COCURRICULAR/EXTRACURRICULAR					650,097.00	338,664.78	73,434.30	237,997.92
726									
727									
728									
<i>41-GENERAL ADMINISTRATION</i>									
729	SALARIES					324,444.00	192,191.28	0.00	132,252.72
730	FIMM					4,281.00	2,697.37	0.00	1,583.63
731	HEALTH INSURANCE					7,851.00	4,575.06	0.00	3,275.94
732	WORKER'S COMPENSATION					1,300.00	0.00	0.00	1,300.00
733	TRS ON-BEHALF					0.00	0.00	0.00	0.00
734	UNEMPLOYMENT					228.00	240.40	0.00	(12.40)
735	TEACHER RETIREMENT/TRS CARE					28,337.00	15,058.84	0.00	13,278.16
736	PERSONAL DAYS					3,200.00	0.00	0.00	3,200.00
737	TOTAL					369,641.00	214,762.95	0.00	154,878.05
738									
739	ATTORNEY FEES-SPEC ED					0.00	206.50	0.00	(206.50)
740	ATTORNEY FEES					5,000.00	1,012.50	0.00	3,987.50
741	AUDIT EXP					18,500.00	18,695.00	0.00	(195.00)
742	CONT-SERVICE-FINGERPRINTING					0.00	0.00	0.00	0.00
743	REGION VII ESC					4,200.00	4,176.00	0.00	24.00
744	COPIER REPAIR/MAINT					1,250.00	725.00	0.00	525.00
745	LEASE-EQUIP					2,868.00	2,151.00	0.00	717.00

	A	B	C	D	E	F	G	H	I
746	PRINTING-SUPERINTENDENT					0.00	0.00	0.00	0.00
747	POLICY REVIEW-SCHOOL BOARD					800.00	0.00	0.00	800.00
748	PRINTING-TAX OFFICE					1,600.00	466.00	0.00	1,134.00
749	PRINTING-ADM					2,000.00	0.00	525.00	1,475.00
750	CONT SERVICE-TASB PAY PLAN					2,000.00	0.00	1,430.00	570.00
751	TOTAL					38,218.00	27,432.00	1,955.00	8,831.00
752									
753	MAGAZINES					100.00	0.00	0.00	100.00
754	SUPPLIES-SUPERINTENDENT					1,000.00	176.29	50.00	773.71
755	SUPPLIES-SCHOOL BOARD					1,500.00	130.24	0.00	1,369.76
756	SUPPLIES-TAX OFFICE					2,500.00	2,241.82	50.00	208.18
757	SUPPLIES-ADMINISTRATION					3,250.00	1,464.24	112.50	1,673.26
758	SERVICE PINS					1,150.00	0.00	691.50	458.50
759	POSTAGE-TAX					1,500.00	500.00	0.00	1,000.00
760	POSTAGE-ADM					1,500.00	516.37	0.00	983.63
761	SUPPLIES-TECHNOLOGY**					0.00	0.00	0.00	0.00
762	TOTAL					12,500.00	5,028.96	904.00	6,567.04
763									
764	TRAVEL-SUPERINTENDENT					2,500.00	1,924.42	0.00	575.58
765	TRAVEL-TAX					750.00	250.00	0.00	500.00
766	TRAVEL-BUS OFF					3,000.00	2,761.59	0.00	238.41
767	TRAVEL-SCHOOL BOARD					7,500.00	4,229.13	0.00	3,270.87
768	INSUR-SCHOOL BOARD					4,410.00	4,410.00	0.00	0.00
769	BONDING-TAX					250.00	250.00	0.00	0.00
770	BONDING-ADM					0.00	0.00	0.00	0.00
771	ELECTIONS					2,225.00	0.00	765.78	1,459.22
772	DUES-SUPERINTENDENT					500.00	350.00	0.00	150.00
773	DUES-SCHOOL BOARD					4,500.00	2,974.87	0.00	1,525.13
774	DUES-TAX COLLECTOR					250.00	135.00	0.00	115.00
775	DUES-SCHOOL WIDE					5,000.00	0.00	0.00	5,000.00
776	DUES-ADMIN OFFICE					4,625.00	0.00	0.00	4,625.00
777	MISC OPERATING-SUPERINTENDENT					750.00	350.00	0.00	400.00
778	MISC OPERATING-SCHOOL BOARD					2,500.00	2,391.28	0.00	108.72
779	MISC OPERATING-TAX OFFICE					500.00	0.00	0.00	500.00
780	MISC OPERATING-SCHOOL WIDE					4,000.00	0.00	0.00	4,000.00
781	MISC OPERATING-ADMIN					2,500.00	951.04	0.00	1,548.96
782	OTHER OPERATING COSTS-TAX REFUNDS					0.00	0.00	0.00	0.00
783	ADVER-TAX					500.00	0.00	0.00	500.00
784	ADVER-ADM					2,000.00	1,232.20	0.00	767.80
785	TECS FEES					0.00	0.00	0.00	0.00
786	TOTAL					48,260.00	22,209.53	765.78	25,284.69
787									
788	FURN/EQUIP-SUPERINTENDENT					0.00	799.00	0.00	(799.00)
789	FURN/EQUIP-SCHOOL BOARD					0.00	0.00	0.00	0.00
790	FURN/EQUIP-TECHNOLOGY**					0.00	0.00	0.00	0.00
791	TOTAL					0.00	799.00	0.00	(799.00)
792									
793	TOTAL GENERAL ADMINISTRATION					468,619.00	270,232.44	3,624.78	194,761.78

	A	B	C	D	E	F	G	H	I
794									
795	51-PLANT MAINTENANCE								
796									
797	SUBSTITUTES					10,000.00	1,814.95	0.00	8,185.05
798	SALARIES					441,508.00	261,527.25	0.00	179,980.75
799	FIMM					6,211.00	3,315.53	0.00	2,895.47
800	HEALTH INSURANCE					54,354.00	35,516.50	0.00	18,837.50
801	WORKER'S COMPENSATION					2,148.00	0.00	0.00	2,148.00
802	TRS ON-BEHALF					0.00	0.00	0.00	0.00
803	UNEMPLOYMENT					375.00	338.64	0.00	36.36
804	TEACHER RETIREMENT/TRS CARE					3,340.00	2,289.08	0.00	1,050.92
805	PERSONAL DAYS					2,400.00	0.00	0.00	2,400.00
806	TOTAL					520,336.00	304,801.95	0.00	215,534.05
807									
808	BUILDING APPRAISAL					0.00	0.00	0.00	0.00
809	PRINTING					0.00	0.00	0.00	0.00
810	CONTRACTED SERVICES-PHYSICALS/DRUG					600.00	419.80	500.00	(319.80)
811	CONTRACTED SERVICES-ELECTRICAL					12,300.00	12,300.00	1,000.00	(1,000.00)
812	CONTRACTED SERVICES-EXTERMINATING					7,500.00	4,514.60	4,200.00	(1,214.60)
813	CONTRACTED SERVICES-GARBAGE					12,000.00	5,314.79	0.00	6,685.21
814	CONTRACTED SERVICES-HEAT/AIR					125,000.00	87,907.29	7,250.00	29,842.71
815	CONTRACTED SERVICES-GENERAL					55,234.00	27,495.03	25,765.00	1,973.97
816	CONTRACTED SERVICES-FOOTBALL/BASEBAL					15,000.00	4,620.00	0.00	10,380.00
817	CONTRACTED SERVICES-GYM FLOORS					8,500.00	0.00	0.00	8,500.00
818	CONTRACTED SERVICES-SOUND SYS					10,000.00	2,729.58	850.00	6,420.42
819	CONTRACTED SERVICES-ROAD REPAIR					2,500.00	0.00	0.00	2,500.00
820	CONTRACTED SERVICES-FIRE EXT					7,500.00	969.00	0.00	6,531.00
821	CONTRACTED SERVICES-PLUMBING					10,000.00	6,402.74	0.00	3,597.26
822	CONTRACTED SERVICES-DST WIDE					75,000.00	0.00	0.00	75,000.00
823	CONTRACTED SERVICES-ROOFING					10,000.00	0.00	0.00	10,000.00
824	CONTRACTED SERVICES-TECHNOLOGY**					0.00	0.00	0.00	0.00
825	PHONE-HS					3,000.00	949.20	0.00	2,050.80
826	PHONE-MS					1,500.00	474.60	0.00	1,025.40
827	PHONE-PS					1,000.00	474.60	0.00	525.40
828	PHONE-ES					1,000.00	474.60	0.00	525.40
829	PHONE-ADM					1,500.00	626.17	0.00	873.83
830	PHONE-CAFETERIA					500.00	323.67	0.00	176.33
831	PHONE-BUS/MAINTENANCE					2,800.00	881.32	0.00	1,918.68
832	PHONE-HS MEREDITH STADIUM					2,000.00	925.89	0.00	1,074.11
833	WATER					35,000.00	22,445.77	0.00	12,554.23
834	ELECTRICITY					243,500.00	140,753.11	0.00	102,746.89
835	GAS					34,000.00	21,263.20	0.00	12,736.80
836	CABLE INTERNET					4,000.00	3,400.00	0.00	600.00
837	TOTAL					680,934.00	345,664.96	39,565.00	295,704.04
838									
839	VEHICLE SUPPLIES					0.00	0.00	0.00	0.00
840	CUSTODIAL SUPPLIES					60,000.00	42,587.05	10,000.00	7,412.95
841	MAINT/GROUNDS SUPPLIES					60,000.00	33,377.20	8,695.67	17,927.13
842	SUPPLIES-TECHNOLOGY**					0.00	0.00	0.00	0.00

	A	B	C	D	E	F	G	H	I
843	TOTAL					120,000.00	75,964.25	18,695.67	25,340.08
844									
845	TRAVEL-MAIT					0.00	0.00	0.00	0.00
846	PROPERTY INSUR					57,828.00	58,557.00	0.00	(729.00)
847	FEES-MAINT DEPT					500.00	0.00	0.00	500.00
848	TOTAL					58,328.00	58,557.00	0.00	(229.00)
849									
850	CAPITAL OUTLAY					6,650.00	6,111.54	0.00	538.46
851									
852	TOTAL PLANT MAINTENANCE					1,386,248.00	791,099.70	58,260.67	536,887.63
853									
854									
855									
856	CONT SERV-SECURITY-HS					3,000.00	2,400.00	0.00	600.00
857	CONT SERV-SECURITY-MS					0.00	0.00	0.00	0.00
858	CONT SERV-HS					675.00	219.48	0.00	455.52
859	CONT SERV-MS					675.00	219.48	0.00	455.52
860	CONT SERV-PS					675.00	225.48	0.00	449.52
861	CONT SERV-ES					675.00	213.46	0.00	461.54
862	MISC CONT SERV-HS					1,000.00	0.00	1,017.50	(17.50)
863	MISC CONT SERV-MS					500.00	0.00	302.50	197.50
864	MISC CONT SERV-PS					400.00	0.00	302.50	97.50
865	MISC CONT SERV-ES					300.00	0.00	192.50	107.50
866	MISC CONT SERV-ADM					2,300.00	0.00	2,282.50	17.50
867	TOTAL					10,200.00	3,277.90	4,097.50	2,824.60
868									
869	SUPPLIES-HS					1,000.00	343.75	0.00	656.25
870	SUPPLIES-MS					1,000.00	343.75	0.00	656.25
871	SUPPLIES-PS					1,000.00	343.75	0.00	656.25
872	SUPPLIES-ES					1,000.00	343.75	0.00	656.25
873	SUPPLIES-ADM					600.00	0.00	600.75	(0.75)
874	TOTAL					4,600.00	1,375.00	600.75	2,624.25
875									
876	EQUIP-HS					14,432.28	0.00	14,434.20	(1.92)
877	EQUIP-MS					3,932.27	0.00	3,606.52	325.75
878	EQUIP-PS					3,582.28	0.00	3,606.53	(24.25)
879	EQUIP-ES					2,682.27	0.00	2,583.90	98.37
880	EQUIP-ADM					7,500.00	0.00	7,113.15	386.85
881	TOTAL					32,129.10	0.00	31,344.30	784.80
882									
883	TOTAL SECURITY & MONITORING					46,929.10	4,652.90	36,042.55	6,233.65
884									
885									
886									
887	SALARY/STIPEND					0.00	0.00	0.00	0.00
888	FIMM					0.00	0.00	0.00	0.00
889	HEALTH INSURANCE					0.00	0.00	0.00	0.00
890	WORKER'S COMPENSATION					0.00	0.00	0.00	0.00
891	TRS ON-BEHALF					0.00	0.00	0.00	0.00

	A	B	C	D	E	F	G	H	I
892	UNEMPLOYMENT					0.00	0.00	0.00	0.00
893	TEACHER RETIREMENT/TRS CARE					0.00	0.00	0.00	0.00
894	PERSONAL DAYS					0.00	0.00	0.00	0.00
895	TOTAL					0.00	0.00	0.00	0.00
896									
897	CONTRACTED SERVICES-DISTRICT					20,000.00	0.00	0.00	20,000.00
898	CONT SERVICE-FINGERPRINTING					0.00	0.00	0.00	0.00
899	HARDWARE & SOFTWARE MAINT-HS					7,250.00	6,118.29	0.00	1,131.71
900	HARDWARE & SOFTWARE MAINT-MS					7,250.00	5,638.29	0.00	1,611.71
901	HARDWARE & SOFTWARE MAINT-PS					7,250.00	5,638.29	0.00	1,611.71
902	HARDWARE & SOFTWARE MAINT-ES					7,250.00	5,638.27	0.00	1,611.73
903	HARDWARE & SODTWARE MAINT-TAX					6,000.00	1,600.00	0.00	4,400.00
904	HARDWARE & SOFTWARE MAINT-ADM					14,000.00	13,279.00	0.00	721.00
905	MISC CONT SERVICES-HS					18,400.00	15,509.39	422.50	2,468.11
906	MISC CONT SERVICES-MS					18,400.00	14,997.53	422.50	2,979.97
907	MISC CONT SERVICES-PS					18,400.00	14,997.53	422.50	2,979.97
908	MISC CONT SERVICES-ES					18,400.00	14,997.52	422.50	2,979.98
909	TOTAL					142,600.00	98,414.11	1,690.00	42,495.89
910									
911	COMPUTER SUPPLIES-HS					1,131.25	1,050.66	65.12	15.47
912	COMPUTER SUPPLIES-MS					1,131.25	1,050.66	65.12	15.47
913	COMPUTER SUPPLIES-PS					1,131.25	1,050.66	65.12	15.47
914	COMPUTER SUPPLIES-ES					1,131.25	1,050.67	65.11	15.47
915	COMPUTER SUPPLIES-ADM					500.00	164.80	0.00	335.20
916	TOTAL					5,025.00	4,367.45	260.47	397.08
917									
918	TRAVEL					1,000.00	0.00	0.00	1,000.00
919	FEES/DUES					0.00	0.00	0.00	0.00
920	TOTAL					1,000.00	0.00	0.00	1,000.00
921									
922	COMPUTERS-HS					7,621.58	6,324.94	2,012.38	(715.74)
923	COMPUTERS-MS					7,621.59	5,399.34	2,012.38	209.87
924	COMPUTERS-PS					7,621.59	5,399.34	2,012.38	209.87
925	COMPUTERS-ES					7,621.59	5,399.33	2,012.39	209.87
926	COMPUTERS-ADM					0.00	0.00	0.00	0.00
927	TOTAL					30,486.35	22,522.95	8,049.53	(86.13)
928									
929	TOTAL DATA PROCESSING					179,111.35	125,304.51	10,000.00	43,806.84
930									
931									
932									
933	CONTRACTED SERVICE-HS					2,482.00	0.00	0.00	2,482.00
934	CONTRACTED SERVICE-MS					2,482.00	0.00	0.00	2,482.00
935	CONTRACTED SERVICE-PS					2,482.00	0.00	0.00	2,482.00
936	CONTRACTED SERVICE-ES					2,482.00	0.00	0.00	2,482.00
937	TOTAL					9,928.00	0.00	0.00	9,928.00
938									
939	TOTAL COMMUNITY SERVICE					9,928.00	0.00	0.00	9,928.00
940									

	A	B	C	D	E	F	G	H	I
941	<i>71-DEBT SERVICE</i>								
942									
943	FITNESS EQUIP-PRINCIPAL					0.00	0.00	0.00	0.00
944	FITNESS EQUIP-INTEREST					0.00	0.00	0.00	0.00
945	TOTAL					0.00	0.00	0.00	0.00
946									
947	<u>TOTAL DEBT SERVICE</u>					0.00	0.00	0.00	0.00
948									
949	<i>81-FACILITIES ACQUISITION & CONSTRUCTION</i>								
950									
951	FACILITY PLANNING					0.00	0.00	0.00	0.00
952	CONT SERVICES-TECHNOLOGY-MS**					0.00	0.00	0.00	0.00
953	CONT SERVICES-TECHNOLOGY-PS**					0.00	0.00	0.00	0.00
954	CONT SERVICES-TECHNOLOGY-ES**					0.00	0.00	0.00	0.00
955	CONT SERVICES-TECHNOLOGY-ADM**					0.00	0.00	0.00	0.00
956	CONT SERVICES-STADIUM					0.00	0.00	0.00	0.00
957	TOTAL					0.00	0.00	0.00	0.00
958									
959	SUPPLIES-STADIUM/TRACK					0.00	0.00	0.00	0.00
960	TOTAL					0.00	0.00	0.00	0.00
961									
962	LAND PURCHASE					0.00	0.00	0.00	0.00
963	FEES-LAND PURCHASE					0.00	0.00	0.00	0.00
964	BUILDING CONSTRUCTION-MS/PS ROOF					0.00	0.00	0.00	0.00
965	BUILDING CONSTRUCTION-HS/ES RENNOV					0.00	24,190.49	0.00	(24,190.49)
966	PARKING/ROADS-ALL SCHOOLS					110,000.00	119,997.68	0.00	(9,997.68)
967	SECURITY RENNOVATIONS-ALL SCHOOLS					0.00	0.00	0.00	0.00
968	BUILDING CONSTRUCTION-STADIUM TRACK					0.00	0.00	0.00	0.00
969	BUILDING CONSTRUCTION-FIELDHOUSE					0.00	0.00	0.00	0.00
970	FURN/EQUIP-TECHNOLOGY-DST**					0.00	0.00	0.00	0.00
971	TOTAL					110,000.00	144,188.17	0.00	(34,188.17)
972									
973	<u>TOTAL FACILITIES & CONSTRUCTION</u>					110,000.00	144,188.17	0.00	(34,188.17)
974									
975	<i>93-PAYMENTS TO MEMBER DISTRICTS/FISCAL AGENTS</i>								
976									
977	SSA-SUPERNET II					9,471.00	5,754.85	0.00	3,716.15
978	SSA-SPECIAL EDUCATION					359,979.00	279,983.69	0.00	79,995.31
979	SSA-RUS-DLT GRANT					0.00	0.00	0.00	0.00
980									
981	<u>TOTAL PAYMENTS TO MEMBER DISTRICTS</u>					369,450.00	285,738.54	0.00	83,711.46
982									
983	<i>99-OTHER INTERGOVERNMENTAL CHARGES</i>								
984									
985	<u>APPRAISAL DISTRICT</u>					118,688.00	58,686.50	0.00	60,001.50
986									
987	<u>TOTAL OTHER INTERGOVERNMENTAL</u>					118,688.00	58,686.50	0.00	60,001.50
988									
989									

	A	B	C	D	E	F	G	H	I
990	TOTAL OPERATING BUDGET					13,128,086.45	6,567,969.02	1,208,816.58	5,351,300.85
991									
992									
993	DEBT SERVICE FUND								
994	599								
995									
996	BONDS					0.00	0.00	0.00	0.00
997	INTEREST					0.00	0.00	0.00	0.00
998	FEES					0.00	0.00	0.00	0.00
999						0.00	0.00	0.00	0.00
1000	TOTAL								
1001	TOTAL DEBT SERVICE					0.00	0.00	0.00	0.00
1002									
1003									
1004	TOTAL OPERATING FUND								
1005	AND DEBT SERVICE					13,128,086.45	6,567,969.02	1,208,816.58	5,351,300.85
1006									
1007									
1008	***TECHNOLOGY EXPENSES TO BE								
1009	FUNDED					92,500.00	31,303.24	1,231.62	59,965.14
1010									
1011									
1012	REFERENCE GUIDE								
1013									
1014	HS					ST COMP	STATE COMPENSATORY		
1015	MS	HIGH SCHOOL				ESL	ENGLISH/SPANISH LANGUAGE		
1016	PS	MIDDLE SCHOOL				VOC	VOCATIONAL EDUCATION		
1017	ES	PRIMARY SCHOOL				G/T	GIFTED/TALENTED EDUCATION		
1018	ADM	ELEMENTARY SCHOOL				SP ED	SPECIAL EDUCATION		
1019		ADMINISTRATION							
1020									
1021	MINEOLA INDEPENDENT SCHOOL DISTRICT								
1022									
1023	2013-2014 REVENUE								
1024	199-GENERAL FUND								
1025						BUDGETED	RECEIVED	BALANCE	
1026	TAXES-CURRENT YEAR					6,209,681.00	5,995,825.23		213,855.77
1027	TAXES-PRIOR YEAR					111,500.00	92,242.93		19,257.07
1028	TAXES-PENALTIES					100,000.00	48,918.31		51,081.69
1029	TAXES-INTEREST					0.00	0.00		0.00
1030	DRIVER EDUCATION TUITION					0.00	0.00		0.00
1031	TUITION-SUMMER SCHOOL					0.00	0.00		0.00
1032	EARNING FROM PERMANENT INVESTMENTS					3,200.00	0.00		3,200.00
1033	EARNING FROM TEMPORARY INVESTMENTS					30,250.00	23,460.82		6,789.18
1034	RENTAL OF FACILITIES					3,250.00	5,323.49		-2,073.49
1035	GIFTS/BEQUESTS-MEREDITH-					135,000.00	135,000.00		0.00
1036	GIFTS/BEQUESTS-MEREDITH-HS BAND					0.00	0.00		0.00
1037	GIFTS/BEQUESTS-HS WEIGHT ROOM					0.00	0.00		0.00
1038	GIFTS/BEQUESTS-MEREDITH-ES PLAYG					0.00	0.00		0.00
1039	GIFTS/BEQUESTS					0.00	0.00		0.00

	A	B	C	D	E	F	G	H	I
1040	INSURANCE RECOVERY					0.00	0.00		0.00
1041	ATHLETIC ACTIVITY					65,500.00	51,774.01		13,725.99
1042	MISC REVENUE-FISCAL AGENT FEE					52,000.00	0.00		52,000.00
1043	TAXES-CED					0.00	0.00		0.00
1044	MISC REVENUE-LOCAL SOURCES					25,000.00	36,768.10		-11,768.10
1045	CITY OF MINEOLA					6,500.00	3,250.00		3,250.00
1046	HEAD START REIMBURSEMENT					100,000.00	71,416.22		28,583.78
1047						6,841,881.00	6,463,979.11		377,901.89
1048	TOTAL								
1049	PER CAPITA					417,352.00	132,307.00		285,045.00
1050	STATE FOUNDATION					5,266,000.00	2,701,771.00		2,564,229.00
1051	SAFE SCHOOL-RIDER 59					0.00	4,655.96		-4,655.96
1052	TRS ON BEHALF					579,675.00	0.00		579,675.00
1053						6,263,027.00	2,838,733.96		3,424,293.04
1054	TOTAL								
1055	SCHOOL HEALTH & REALTED SERVICES					0.00	8,559.84		-8,559.84
1056									
1057	SALE OF PROPERTY					0.00	0.00		0.00
1058									
1059	TOTAL OPERATING REVENUE					13,104,908.00	9,311,272.91		3,793,635.09
1060									
1061	599-DEBT SERVICE								
1062									
1063	TAXES-CURRENT					0.00	0.00		0.00
1064	TAXES-PRIOR YEARS					0.00	0.00		0.00
1065	TAXES-PENALTIES					0.00	0.00		0.00
1066	TAXES-INTEREST					0.00	0.00		0.00
1067	EARNINGS FROM TEMPORARY INVESTMENTS					0.00	0.00		0.00
1068						0.00	0.00		0.00
1069	TOTAL								
1070	STATE REVENUE-TEA					0.00	0.00		0.00
1071									
1072	TOTAL DEBT SERVICE REVENUE					0.00	0.00		0.00
1073									
1074	TOTAL OPERATING AND DEBT								
1075	<u>SERVICE REVENUE</u>					13,104,908.00	9,311,272.91	0.00	3,793,635.09
1076									

MISD District Improvement Fund	82,075.49	
Head Start	444.50	
District Lost Book Account	18,834.53	
TOTAL		101,354.52

Mineola Primary School

Advisory Council	9,017.91	
Yearbooks	2,348.36	
Box Tops	8,275.56	
Flower Fund	447.02	
Library Fund	2,481.79	
T-Shirts	2,780.57	
Teacher Gifts	13,651.76	
Title I Book Acct	355.00	
School Vending	2,774.87	
Benevolent Fund	12,489.82	
Lounge Vending	162.07	
TOTAL		54,784.73

Mineola Elementary School

Teacher Gifts	3,187.24	
School Annual	1,244.16	
Benevolent Fund	1,412.96	
Advisory Council	4,944.80	
Flower Fund	250.39	
Library Fund	4,875.76	
Lounge Vending	(101.72)	
Jump Rope	744.87	
School Vending	14,350.25	
P. E.	5.00	
Kiwanis Kids	288.00	
Super Dads	278.74	
TOTAL		31,480.45

Mineola Middle School

AVID	365.03	
Band Fund	0.00	
PE-MS	615.01	
Volleyball	287.00	
Flower Fund	15.83	
Jacket Jazz	176.67	
Advisory Council	1,364.80	
Choir	151.44	
MS Cheerleaders	3,075.74	
MS Yearbook	3,951.89	
Crime Stoppers	485.00	
Junior Honor Society	256.06	
Communities in Schools	775.98	
Athletic Boosters	614.90	
Library Fund	873.18	
Lounge Vending	575.29	
FCA-MS	4,184.46	
Builder's Club	1,127.93	
School Vending	6,562.35	
Benevolent Fund	8,487.70	
Science Club	1,456.80	
Student Council	481.53	

TOTAL

35,884.59

Mineola High School

Art	1,234.03
Auto Mechanics	1,248.55
Anchor Club	650.46
Crime Stoppers	224.62
Annual Staff	5,508.19
Athletic Vending	14,104.26
Athletic Equipment Donations	1,357.28
Band Fund	1,709.11
Business Club	379.82
Band Trip Fund	2,860.51
D. E. C. A.	741.35
Fellowship of Christian Athletes	2,843.14
Future Farmers of America	2,860.23
Future Homemakers of America	254.39
Class of 2016	1,807.00
Benevolent Fund	2,961.58
Testing/Tuition	862.95
Lounge Vending	732.00
Student Technoloty Assoc	1,629.85
I-Pad fees	11,230.38
Choir	1,126.00
Class of 2014	9,999.36
Key Club	838.88
Library Fund	707.16
CIS-Go Center	499.57
Junior Historians	871.71
National Honor Society	280.13
Nature Trail	1,047.10
PAL'S	159.43
Project Graduation	2,495.06
H. S. Players/Drama	1,772.39
Flower Fund	1,113.05
Student Council	371.99
Scholarship Fund	15,113.00
Class of 2015	13,908.17
Spanish Club	252.58
Class of 2013	30.00
Slot Car Racing	4,381.65
Girl's Athletic Scholarship	495.99
Varsity Cheerleaders	2,590.52
AVID	217.17
School Vending	8,342.48

TOTAL

121,813.09

WOOD COUNTY SPECIAL EDUCATION SSA

Activity Fund	955.51
---------------	--------

TOTAL

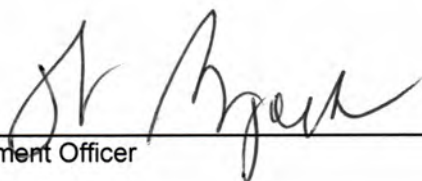
955.51

**TEXPOOL
PORTFOLIO SUMMARY
ACTIVITY FOR MONTH ENDING
March 31, 2014**

LOCAL MAINTENANCE

<i>Investments</i>	<i>Cost</i>	<i>Market</i>	<i>Ratio</i>	<i>Interest Rate</i>
Beginning of period	27,230.14	27,230.14	100.00%	0.03%
Deposits	0.00			0
Withdrawals	0.00			
Interest accrued	0.65			
End of Period	27,230.79	27,230.79	100.00%	0.03%

This report is in compliance with the investment strategies as approved by the Public Funds Investment Act



Investment Officer

**TEXPOOL
PORTFOLIO SUMMARY
ACTIVITY FOR MONTH ENDING
March 31, 2014**

FOOD SERVICE

<i>Investments</i>	<i>Cost</i>	<i>Market</i>	<i>Ratio</i>	<i>Interest Rate</i>
Beginning of period	33,550.01	33,550.01	100.00%	0.03%
Deposits	0.00			
Withdrawals	0.00			
Interest accrued	0.94			
End of Period	33,550.95	33,550.95	100.00%	0.03%

This report is in compliance with the investment strategies as approved by the Public Funds Investment Act



Investment Officer

**TEXPOOL
PORTFOLIO SUMMARY
ACTIVITY FOR MONTH ENDING
March 31, 2014**

INTEREST & SINKING

<i>Investments</i>	<i>Cost</i>	<i>Market</i>	<i>Ratio</i>	<i>Interest Rate</i>
Beginning of period	107,119.21	107,119.21	100.00%	0.03%
Deposits	0.00			
Withdrawals	0.00			
Interest accrued	2.67			
End of Period	107,121.88	107,121.88	100.00%	0.03%

This report is in compliance with the investment strategies as approved by the Public Funds Investment Act



Investment Officer

**TEXPOOL
PORTFOLIO SUMMARY
ACTIVITY FOR MONTH ENDING
March 31, 2014**

WORKERS COMPENSATION

<i>Investments</i>	<i>Cost</i>	<i>Market</i>	<i>Ratio</i>	<i>Interest Rate</i>
Beginning of period	466,420.26	466,420.26	100.00%	0.03%
Deposits	0.00			
Withdrawals	1,733.63			
Interest accrued	11.85			
End of Period	464,698.48	464,698.48	100.00%	0.03%

This report is in compliance with the investment strategies as approved by the Public Funds Investment Act



Investment Officer

**TEXPOOL
PORTFOLIO SUMMARY
ACTIVITY FOR MONTH ENDING
March 31, 2014**

MARILYN MERRITT WILSON TRUST

<i>Investments</i>	<i>Cost</i>	<i>Market</i>	<i>Ratio</i>	<i>Interest Rate</i>
Beginning of period	0.00	0.00	100.00%	0.03%
Deposits	435,908.52			
Withdrawals	0.00			
Interest accrued	5.11			
End of Period	435,913.63	435,913.63	100.00%	0.03%

This report is in compliance with the investment strategies as approved by the Public Funds Investment Act



Investment Officer

**TEXPOOL
PORTFOLIO SUMMARY
ACTIVITY FOR MONTH ENDING
March 31, 2014**

DAN PEACOCK TRUST

<i>Investments</i>	<i>Cost</i>	<i>Market</i>	<i>Ratio</i>	<i>Interest Rate</i>
Beginning of period	16,093.30	16,093.30	100.00%	0.03%
Deposits	0.00			
Withdrawals	0.00			
Interest accrued	0.34			
End of Period	16,093.64	16,093.64	100.00%	0.03%

This report is in compliance with the investment strategies as approved by the Public Funds Investment Act


Investment Officer


**TEXPOOL
PORTFOLIO SUMMARY
ACTIVITY FOR MONTH ENDING
March 31, 2014**

G. W. ENGLISH TRUST

<i>Investments</i>	<i>Cost</i>	<i>Market</i>	<i>Ratio</i>	<i>Interest Rate</i>
Beginning of period	235,692.50	235,692.50	100.00%	0.03%
Deposits	0.00			
Withdrawals	0.00			
Interest accrued	6.02			
End of Period	235,698.52	235,698.52	100.00%	0.03%

This report is in compliance with the investment strategies as approved by the Public Funds Investment Act

Investment Officer



**MINEOLA COMMUNITY BANK
PORTFOLIO SUMMARY
ACTIVITY FOR MONTH ENDING
March 31, 2014**

JUDGE TRUST

<i>Investments</i>	<i>Cost</i>	<i>Market</i>	<i>Ratio</i>	<i>Interest Rate</i>
Beginning of period				
CD	18,000.00	18,000.00	100.00%	0.60%
CD	24,329.52	24,329.52	100.00%	0.60%
CD	26,814.59	26,814.59	100.00%	0.60%
SAVINGS ACCT	3,242.79	3,242.79	100.00%	0.25%
Deposits	336.17			
Withdrawals	0.00			
Quarterly Interest	1.99			
End of Period				
CD	18,000.00	18,000.00	100.00%	0.60%
CD	24,329.52	24,329.52	100.00%	0.60%
CD	26,814.59	26,814.59	100.00%	0.60%
SAVINGS ACCT	3,580.95	3,580.95	100.00%	0.25%

This report is in compliance with the investment strategies as approved by the Public Funds Investment Act




 Investment Officer

PORTFOLIO SUMMARY
ACTIVITY FOR MONTH ENDING
March 31, 2014

CERTIFICATE OF DEPOSIT/SAVINGS

<i>Investments</i>	<i>Cost</i>	<i>Market</i>	<i>Ratio</i>	<i>Interest Rate</i>
Beginning of period	10,322,366.77	10,322,366.77	100.00%	
Deposits	3,153.17			
Withdrawals	715,000.00			
End of period	9,610,519.94	9,610,519.94		
Interest Accrued	2,998.48			
End of Period				
Bank Texas				
CD # 8025567	263,773.03	263,773.03	100.00%	0.60%
Bank Texas				
CD # 8025872	1,053,882.20	1,053,882.20	100.00%	1.00%
First National Bank-Gilmer in Mineola				
CD # 1005229	239,959.67	239,959.67	100.00%	0.60%
Mineola Community				
CD # 01-00542339-9	159,222.59	159,222.59	100.00%	0.60%
Capital One				
Savings #3830656862	7,690,962.33	7,690,962.33	100.00%	0.40%
City National Bank				
CD #10305497	202,720.12	202,720.12	100.00%	0.60%

This report is in compliance with the investment strategies as approved by the Public Funds Investment Act



 Investment Officer

**CAPITAL ONE BANK
PORTFOLIO SUMMARY
ACTIVITY FOR MONTH ENDING
February 28, 2014**

WOOD COUNTY SPECIAL EDUCATION SHARED SERVICES ARRANGEMENT

<i>Investments</i>	<i>Cost</i>	<i>Market</i>	<i>Ratio</i>	<i>Interest Rate</i>
Beginning of period	662,003.12	662,003.12	100.00%	0.30%
Deposits	100,000.00			
Withdrawals	20,000.00			
Interest accrued	174.28			
End of Period	742,177.40	742,177.40	100.00%	0.30%

This report is in compliance with the investment strategies as approved by the Public Funds Investment Act



Investment Officer

**TEXPOOL
PORTFOLIO SUMMARY
ACTIVITY FOR MONTH ENDING
March 31, 2014**

WOOD COUNTY SPECIAL EDUCATION SHARED SERVICES ARRANGEMENT

<i>Investments</i>	<i>Cost</i>	<i>Market</i>	<i>Ratio</i>	<i>Interest Rate</i>
Beginning of period	15,391.21	15,391.21	100.00%	0.03%
Deposits	0.00			
Withdrawals	0.00			
Interest accrued	0.34			
End of Period	15,391.55	15,391.55	100.00%	0.03%

This report is in compliance with the investment strategies as approved by the Public Funds Investment Act



Investment Officer

**TEXPOOL
PORTFOLIO SUMMARY
ACTIVITY FOR MONTH ENDING
March 31, 2014**

**WOOD COUNTY SPECIAL EDUCATION SHARED SERVICES ARRANGEMENT
WORKER'S COMPENSATION**

<i>Investments</i>	<i>Cost</i>	<i>Market</i>	<i>Ratio</i>	<i>Interest Rate</i>
Beginning of period	15,654.47	15,654.47	100.00%	0.03%
Deposits	0.00			
Withdrawals	786.97			
Interest accrued	0.34			
End of Period	14,867.84	14,867.84	100.00%	0.03%

This report is in compliance with the investment strategies as approved by the Public Funds Investment Act


Investment Officer

BANK: 01 LOCAL MAINTENANCE

TYPE	CHECK NUMBER	CHECK DATE	CHECK AMOUNT	REMITTED TO
OFFC	62738	3-07-2014	42.37	8425 VERIZON-CELL PHONE
SYST	62739	3-17-2014	427.23	6085 ACE HARDWARE-MAINTENANCE
SYST	62740	3-17-2014	762.70	5370 ALLIED WASTE SERVICES-TRASH PICK-UP
SYST	62741	3-17-2014	203.30	8471 ARBOR SCIENTIFIC-H&S SCIENCE
SYST	62742	3-17-2014	206.05	3549 AT&T-PHONE LINES
VOID	62743	3-17-2014	95.99	9394 AUSTIN MAC REPAIR-AD I PAD
SYST	62744	3-17-2014	574.00	6162 B & D FIRE SAFETY-INSPECTION-FIRE EXTINGUISHERS
SYST	62745	3-17-2014	1,893.63	5517 BARNES & NOBLE BOOKSELLERS, INC.-INDERSIVE
SYST	62746	3-17-2014	848.90	1467 BAXTER SALES COMPANY, INC.-CUSTODIAL
SYST	62747	3-17-2014	480.00	9776 BIT PROS-TECHNOLOGY
SYST	62748	3-17-2014	90.57	1033 CADE'S BUILDING MATERIALS, INC.-MAINTENANCE
SYST	62749	3-17-2014	6,484.07	571 CENTERPOINT ENERGY RESOURCES CORP.-GAS
SYST	62750	3-17-2014	78.00	7924 CICI'S PIZZA-ATHLETIC MEALS
SYST	62751	3-17-2014	87.00	7834 CLAY EWELL EDUCATIONAL SERVICES-YO AG
SYST	62752	3-17-2014	50.00	9813 COLORADO SERUM COMPANY-H&S SCIENCE
SYST	62753	3-17-2014	1,018.49	4447 CYNERGY TECHNOLOGY-WINDOWS BACK-UP
SYST	62754	3-17-2014	65.00	954 DAIRY QUEEN-ATHLETIC MEALS
SYST	62755	3-17-2014	80.00	5288 DAIRY QUEEN-ATHLETIC MEALS
SYST	62756	3-17-2014	110.00	2126 DAIRY QUEEN OF TYLER-ATHLETIC MEALS
SYST	62757	3-17-2014	1,097.04	557 DEALERS ELECTRICAL SUPPLY CO.-MAINTENANCE
SYST	62758	3-17-2014	59.00	7914 DEATON'S COMMUNICATIONS LLC-MAINTENANCE
SYST	62759	3-17-2014	60.00	9702 DEBORAH ARMSTRONG-ROBOTIC MEALS
SYST	62760	3-17-2014	3,197.10	8039 DELANEY EDUCATIONAL ENTERPRISES, INC-Ed LIBRARY
SYST	62761	3-17-2014	6,988.81	8444 DUKO OIL CO, INC-TRANSPORTATION
SYST	62762	3-17-2014	44.00	563 EAST TEXAS ALARM, INC-MAINTENANCE
SYST	62763	3-17-2014	2,995.04	908 EAST TEXAS SPORTS CENTER-TRACK
SYST	62764	3-17-2014	145.00	6371 ELLIOTT-THOMAS HEALTH CENTER, P.C.-CUSTODIAL
SYST	62765	3-17-2014	293.28	9830 ETAS METAL ROOF & WALL SYSTEMS-OUTDOOR THEATER
SYST	62766	3-17-2014	24,190.49	1916 EUBANKS-HARRIS-ROBERTS-CRAIG-ROOFING PROJECT
SYST	62767	3-17-2014	354.91	7703 G&K SERVICES-CUSTODIAL, MAINT, TRANSPORTATION
SYST	62768	3-17-2014	53.80	920 GLEN DOSSETT-REIMBURSE
SYST	62769	3-17-2014	15.00	581 GOGGANS TIRE SERVICE-TRANSPORTATION
SYST	62770	3-17-2014	3,574.90	6827 GOVERNMENTAL DATA SERVICES, INC-TAX ROL, STATEMENTS
SYST	62771	3-17-2014	84.20	4548 GRAINGER-MAINTENANCE
SYST	62772	3-17-2014	1,110.00	9636 HEATHER PARKS-AD BAND-FEB
SYST	62773	3-17-2014	19,790.00	6327 HERRINGTON HEAT & AC-ES #7, 4 ton, EHA27 Heat Exch, Weight Room Evap Coil
SYST	62774	3-17-2014	12.95	598 HUGHES APPLIANCE, INC-MAINT CATERIA-15 ton water coil
SYST	62775	3-17-2014	811.71	5609 J W PEPPER & SON INC-BAND/CHOIR
SYST	62776	3-17-2014	265.00	8901 JASON GOODSON-WIL MEALS
SYST	62777	3-17-2014	69.57	1475 JOHN DEERE FINANCIAL-MAINTENANCE
SYST	62778	3-17-2014	276.33	5998 JUNIOR LIBRARY GUILD-Ed LIBRARY
SYST	62779	3-17-2014	212.00	9828 LAQUINTA INN-ARMSTRONG
SYST	62780	3-17-2014	713.78	6280 LONGHORN FORD-TRANSPORTATION
SYST	62781	3-17-2014	831.11	2686 LOWE'S-MAINTENANCE
SYST	62782	3-17-2014	565.50	9360 MABANK ISD-REPAIR DOOR
SYST	62783	3-17-2014	75.13	7821 MCDONALDS-ATHLETIC MEAL
SYST	62784	3-17-2014	98.00	9704 MINDY REDDING-REIMBURSE
SYST	62785	3-17-2014	40.00	2327 MINEOLA ELEMENTARY LIBRARY-BERRY

BANK: 01 LOCAL MAINTENANCE

CHECK TYPE	CHECK NUMBER	CHECK DATE	CHECK AMOUNT	REMITTED TO
SYST	62786	3-17-2014	1,411.02	8076 MINEOLA ISD TAX COLLECTOR - <i>Auto Tax Dymit</i>
SYST	62787	3-17-2014	516.60	649 MINEOLA MONITOR - <i>ADM</i>
SYST	62788	3-17-2014	40.00	9353 MINEOLA PRIMARY SCHOOL LIBRARY - <i>BERRY</i>
SYST	62789	3-17-2014	5,700.65	1815 MINEOLA SUPPLY COMPANY, INC. - <i>CUSTODIAL</i>
SYST	62790	3-17-2014	58.00	3529 MR D'S 10 MINUTE OIL CHANGE - <i>TRANSPORTATION</i>
SYST	62791	3-17-2014	3.26	8155 MUNICIPAL SERVICES BUREAU - <i>TOLL CHG</i>
SYST	62792	3-17-2014	4,720.00	8144 NATIONAL GUARANTEED VINYL INC - <i>TRANSPORTATION</i>
SYST	62793	3-17-2014	70.49	921 NELDA SHIPP - <i>REIMBURSE</i>
SYST	62794	3-17-2014	77.07	8110 O'REILLY AUTO PARTS - <i>TRANSPORTATION</i>
SYST	62795	3-17-2014	1,061.06	8814 ON DECK SPORTS - <i>SOFTBALL/BASEBALL</i>
SYST	62796	3-17-2014	260.00	6794 OVERHEAD DOOR SYSTEMS, INC - <i>TRANSPORTATION</i>
SYST	62797	3-17-2014	61.43	1714 PATTY HAWKINS - <i>REIMBURSE</i>
SYST	62798	3-17-2014	6,295.59	5531 PERDUE, BRANDON, FIELDER, COLLINS & - <i>Del TAX ATMY JAN, FEB</i>
SYST	62799	3-17-2014	500.00	9825 PITNEY BOWES PURCHASE POWER - <i>POSTAGE</i>
SYST	62800	3-17-2014	1,300.00	7119 PRO-TURF - <i>ALL FIELDS</i>
SYST	62801	3-17-2014	42.00	4262 RAINS ATHLETIC BOOSTER CLUB - <i>ATHLETIC MEALS</i>
SYST	62802	3-17-2014	245.00	7334 RUDD CONTRACTING CO, INC - <i>MAINTENANCE</i>
SYST	62803	3-17-2014	1,246.93	8442 RUSH BUS CENTERS - <i>TRANSPORTATION</i>
SYST	62804	3-17-2014	387.60	8497 SCHNEIDER ELECTRIC BUILDINGS AMERIC - <i>2 THERMOMATS</i>
SYST	62805	3-17-2014	278.29	8829 SCHOLASTIC TESTING SERVICE, INC - <i>PS COUNSELOR</i>
SYST	62806	3-17-2014	766.56	724 SCHOOL SPECIALTY, INC. - <i>PS PE</i>
SYST	62807	3-17-2014	949.83	1137 SPECTRUM CORPORATION - <i>SIGN REPAIR</i>
SYST	62808	3-17-2014	12.00	9631 STEPHEN ALMUETE - <i>ATHLETIC MEALS</i>
SYST	62809	3-17-2014	111.00	6883 SUBWAY - <i>ATHLETIC MEALS</i>
SYST	62810	3-17-2014	22.25	8767 SUBWAY - <i>ATHLETIC MEALS</i>
SYST	62811	3-17-2014	2,974.87	763 TASE, INC - <i>2014 DUES</i>
SYST	62812	3-17-2014	195.00	3765 TASSP - <i>SORENSEN</i>
SYST	62813	3-17-2014	1,055.64	5035 TATUM MUSIC CO, INC - <i>NSLMA BAND</i>
SYST	62814	3-17-2014	1,920.60	5749 THE TERMINIX INTERNATIONAL COMPANY - <i>ANNUAL PEST CONTROL</i>
SYST	62815	3-17-2014	476.00	5488 THE LAB - <i>ADAMS DRUG TESTING</i>
SYST	62816	3-17-2014	213.75	801 UNIVERSAL TIME EQUIPMENT COMPANY - <i>MAINTENANCE</i>
SYST	62817	3-17-2014	388.04	822 WAL-MART STORES TEXAS, LLC - <i>Ed Robotics, Adm, 2nd G, MAINT</i>
SYST	62818	3-17-2014	206.50	7095 WALSH, ANDERSON, GALLEGOS, GREEN & TREVI - <i>Sp Ed Student</i>
SYST	62819	3-17-2014	29,343.25	825 WOOD COUNTY APPRAISAL DISTRICT - <i>2nd Q</i>
SYST	62820	3-17-2014	39,997.67	837 WOOD COUNTY SPECIAL EDUCATION SSA - <i>Monthly Sp Ed</i>
OFFC	62821	3-20-2014	152.90	822 WAL-MART STORES TEXAS, LLC - <i>MAINTENANCE</i>
OFFC	62822	3-24-2014	117.68	9834 DELUXE INN - <i>VO A6</i>
SYST	62823	3-31-2014	19,131.89	745 AEP SOUTHWESTERN ELECTRIC POWER - <i>ELECTRIC</i>
SYST	62824	3-31-2014	7.49	3533 AT&T LONG DISTANCE - <i>LONG DISTANCE</i>
SYST	62825	3-31-2014	6,690.00	8429 AVID CENTER - <i>VANCLAVE, TUCKER, GOODSON, VALENTINO, NARRAMORE, TURNER,</i>
SYST	62826	3-31-2014	2,906.72	9143 B & B ATHLETIC SUPPLY - <i>Baseball Gould, SAUER, BELL, LEEKIND</i>
SYST	62827	3-31-2014	149.94	5517 BARNES & NOBLE BOOKSELLERS, INC. - <i>ES OFFICE</i>
SYST	62828	3-31-2014	1,818.12	9832 BEST WESTERN MARINA GRAND - <i>FCCLA</i>
SYST	62829	3-31-2014	60.00	5869 BILL KENNEY - <i>GAME OFFICIAL</i>
SYST	62830	3-31-2014	332.72	8638 BILLY DUNN - <i>GAME OFFICIAL</i>
SYST	62831	3-31-2014	93.60	5467 BOB GREEN - <i>GAME OFFICIAL</i>
SYST	62832	3-31-2014	71.00	8164 BRIAN PULLUM - <i>REIMBURSE</i>
SYST	62833	3-31-2014	227.00	8123 CALVIN BROOKINS - <i>GAME OFFICIAL</i>

BANK: 01 LOCAL MAINTENANCE

CHECK TYPE	CHECK NUMBER	CHECK DATE	CHECK AMOUNT	REMITTED TO
SYST	62834	3-31-2014	400.00	8336 CANTON HIGH SCHOOL GOLF - <i>GOLF</i>
SYST	62835	3-31-2014	15,500.00	8637 CHAMBERS ELECTRICAL CONTRACTORS, LLC - <i>Path Lighting, Univ Gym Lighting, PS Gym Lighting</i>
SYST	62836	3-31-2014	65.12	9841 CHARLIE SIZEMORE - <i>GAME OFFICIAL</i>
SYST	62837	3-31-2014	297.67	1329 CHEVRON - <i>VO AG, ANCHOR CLUB, Robotics</i>
SYST	62838	3-31-2014	124.59	9154 CHRISTOPHER WYNN - <i>GAME OFFICIAL</i>
SYST	62839	3-31-2014	444.00	8226 CICI'S PIZZA #719 - <i>HS BAND MEALS</i>
SYST	62840	3-31-2014	2,141.11	549 CITY OF MINEOLA - <i>WATER</i>
SYST	62841	3-31-2014	133.90	9840 CONNIE SCHAEFER - <i>GAME OFFICIAL</i>
SYST	62842	3-31-2014	49.39	1776 DAIRY PALACE - <i>ATHLETIC MEALS</i>
SYST	62843	3-31-2014	74.85	6546 DAIRY QUEEN - <i>ATHLETIC MEALS</i>
SYST	62844	3-31-2014	685.00	1412 EDGEWOOD ISD - <i>TENNIS, BASEBALL</i>
SYST	62845	3-31-2014	1,382.00	8053 FCCLA - <i>LEADERSHIP CAMP, STAR EVENT, ST CONT</i>
SYST	62846	3-31-2014	38.95	2170 FLATT STATIONERS, INC. - <i>ED OFFICE</i>
SYST	62847	3-31-2014	2,660.00	7809 GRADUATE SALES LIMITED - <i>Letter Jackets, Band, Cheer, Athletics</i>
SYST	62848	3-31-2014	275.00	5402 HARDY COOK & HARDY, PC - <i>School ATINY</i>
SYST	62849	3-31-2014	3,042.00	4267 HOMETOWN TROPHY & AWARD, INC. - <i>TRACK</i>
SYST	62850	3-31-2014	3,779.04	3133 HYATT REGENCY DALLAS - <i>AVID CONT</i>
SYST	62851	3-31-2014	104.50	9477 JEMELYN PALENTINOS - <i>REIMBURSE</i>
SYST	62852	3-31-2014	96.96	3055 JIM O'BANNON - <i>GAME OFFICIAL</i>
SYST	62853	3-31-2014	3,000.00	6691 JOHNNY NEIDHOLT - <i>ED DRAINAGE</i>
SYST	62854	3-31-2014	102.94	9260 KEITH ELLIS - <i>GAME OFFICIAL</i>
SYST	62855	3-31-2014	70.00	9839 LADY MAVS SOFTBALL BOOSTER CLUB - <i>Athletic meals</i>
SYST	62856	3-31-2014	820.00	1201 LINDALE ISD - <i>GOLF</i>
SYST	62857	3-31-2014	75.00	7022 LONE STAR SOFTBALL TYLER CHAPTER
SYST	62858	3-31-2014	73.66	8920 MARK MCCLANAHAN - <i>GAME OFFICIAL</i>
SYST	62859	3-31-2014	31.56	6468 MATHESON TRI-GAS, INC. - <i>VO AG</i>
SYST	62860	3-31-2014	78.94	7821 MCDONALDS - <i>ATHLETIC MEAL</i>
SYST	62861	3-31-2014	50.00	8332 MILANO'S PIZZA - <i>ATHLETIC MEAL</i>
SYST	62862	3-31-2014	227.45	1457 MINEOLA AUTO SUPPLY - <i>Auto Mechanic</i>
SYST	62863	3-31-2014	40.00	2327 MINEOLA ELEMENTARY LIBRARY - <i>FOSTER</i>
SYST	62864	3-31-2014	100.00	4471 MINEOLA ISD STUDENT NUTRITION - <i>PS RECEPTION</i>
SYST	62865	3-31-2014	2,571.74	8076 MINEOLA ISD TAX COLLECTOR - <i>AUTO TAX PYMTS</i>
SYST	62866	3-31-2014	567.60	649 MINEOLA MONITOR - <i>ADM</i>
SYST	62867	3-31-2014	142.35	8672 MORPHO TRUST USA, INC - <i>FINGERPRINTING</i>
SYST	62868	3-31-2014	6.65	8155 MUNICIPAL SERVICES BUREAU - <i>TOLL CHARGED</i>
SYST	62869	3-31-2014	125.44	4861 OSCAR STRAIN - <i>GAME OFFICIAL</i>
SYST	62870	3-31-2014	550.00	1714 PATTY HAWKINS - <i>STUDENT MEAL</i>
SYST	62871	3-31-2014	406.28	683 PENDER'S MUSIC COMPANY - <i>MS BAND</i>
SYST	62872	3-31-2014	250.00	9831 PGHS BAND - <i>BAND CONTEST</i>
SYST	62873	3-31-2014	717.00	6204 PITNEY BOWES - <i>METER RENT</i>
SYST	62874	3-31-2014	70.26	9276 RALPH GORE - <i>GAME OFFICIAL</i>
SYST	62875	3-31-2014	50.00	1365 REGION VII EDUCATION SERVICE CENTER - <i>Redding</i>
SYST	62876	3-31-2014	152.58	8587 ROBERT MORTON - <i>GAME OFFICIAL</i>
SYST	62877	3-31-2014	754.71	8170 RYAN STEADMAN - <i>REIMBURSE</i>
SYST	62878	3-31-2014	530.27	5569 SCANTRON CORPORATION - <i>MS TESTING</i>
SYST	62879	3-31-2014	125.00	7404 SPORTS AUTOMATION - <i>TRACK</i>
SYST	62880	3-31-2014	12.00	9631 STEPHEN ALMUETE - <i>Athletic MEAL</i>
SYST	62881	3-31-2014	302.00	6577 STORI WILLINGHAM - <i>SD Ed TRV</i>

BANK: 01 LOCAL MAINTENANCE

CHECK TYPE	CHECK NUMBER	CHECK DATE	CHECK AMOUNT	REMITTED TO
SYST	62882	3-31-2014	915.11	2013 STORY-WRIGHT INC. - <i>NURSE, MS COUNSELOR, ADM, 2d ART</i>
SYST	62883	3-31-2014	177.60	6883 SUBWAY - <i>ATHLETIC MEALS</i>
SYST	62884	3-31-2014	156.90	9806 TAMMY LANE - <i>REIMBURSE</i>
SYST	62885	3-31-2014	53.50	5035 TATUM MUSIC CO, INC - <i>MS BAND</i>
SYST	62886	3-31-2014	100.00	8369 TEXAS COMPTROLLER OF PUBLIC ACCOUNT - <i>14/15 Dued</i>
SYST	62887	3-31-2014	22.00	774 TEXAS DEPT OF PUBLIC SAFETY - <i>CRIMINAL HISTORY</i>
SYST	62888	3-31-2014	29.46	9576 TEXAS TOLLWAYS - <i>Toll Chgs</i>
SYST	62889	3-31-2014	283.89	2388 THE LIBRARY STORE, INC - <i>MS LIBRARY</i>
SYST	62890	3-31-2014	81.84	4557 TIM BANKS - <i>GAME OFFICIAL</i>
SYST	62891	3-31-2014	2,000.00	5654 U S POSTAL SERVICE - <i>POSTAGE</i>
SYST	62892	3-31-2014	57.25	8474 UIL - <i>MS UIL</i>
SYST	62893	3-31-2014	225.00	6792 UNIVERSITY OF TEXAS AT AUSTIN - <i>STATE DANCE/CHOIR</i>
SYST	62894	3-31-2014	9.32	7840 UPS - <i>IPAD REPAIR</i>
SYST	62895	3-31-2014	400.00	8349 VAN ATHLETIC DEPARTMENT - <i>MS TRACK</i>
SYST	62896	3-31-2014	598.00	7842 VAN BAND PARENTS ASSOCIATION - <i>TRACK MEALS</i>
SYST	62897	3-31-2014	150.00	7356 VAN TENNIS ASSOCIATION - <i>TENNIS</i>
SYST	62898	3-31-2014	42.17	8425 VERIZON - <i>CELL PHONE</i>
SYST	62899	3-31-2014	1,045.81	822 WAL-MART STORES TEXAS, LLC - <i>MS COUNSELOR, MS AFTER SCHOOL, 4th G, DRAMA MS COUNSELOR, MS SCIENCE, HOME ETC,</i>

BANK 01 TOTALS	SYSTEM CHECKS	NO CHECKS	CHECK AMOUNTS
	SYSTEM CHECKS	158	265,524.38
	OFFICE CHECKS	3	312.95
	VOID CHECKS	1	95.99
		-----	-----
		162	265,933.32