



	A	B	C	D	E	F	G	H	I
51	RENTAL DRIVER'S ED-HS					0.00	0.00	0.00	0.00
52	CONT-SERV-COMPUTERS-HS					26,510.00	250.00	0.00	26,260.00
53	CONT SERV-COMPUTERS-HS ALLOTMENT					22,000.00	0.00	0.00	22,000.00
54	CONT-SERV-COMPUTERS-HS-ST COMP					490.00	490.00	0.00	0.00
55	CONT SERV-COMPUTERS-MS					26,510.00	0.00	0.00	26,510.00
56	CONT SERV-COMPUTERS-MS-ST COMP					490.00	490.00	0.00	0.00
57	CONT SERV-COMPUTERS-PS					27,000.00	0.00	0.00	27,000.00
58	CONT SERV-COMPUTERS-PS ESL					0.00	0.00	0.00	0.00
59	CONT SERV-COMPUTERS-PS-ST COMP					0.00	0.00	0.00	0.00
60	CONT SERV-COMPUTERS- ES					25,000.00	0.00	0.00	25,000.00
61	CONT SERV-COMPUTERS-ES-ESL					0.00	0.00	0.00	0.00
62	CONT SERV-COMPUTERS-ES-ST COMP					0.00	0.00	0.00	0.00
63	CONT SERV-TECHNOLOGY-HS					5,000.00	0.00	150.00	4,850.00
64	CONT SERV-TECHNOLOGY-MS					5,000.00	0.00	0.00	5,000.00
65	CONT SERV-TECHNOLOGY-PS					5,000.00	0.00	0.00	5,000.00
66	CONT SERV-TECHNOLOGY-ES					5,000.00	0.00	0.00	5,000.00
67	TOTAL					232,032.00	67,193.78	866.00	163,972.22
68									
69	INST SUPPLIES-HS					14,000.00	2,126.97	0.00	11,873.03
70	INST SUPPLIES-HS-G/T					100.00	0.00	0.00	100.00
71	INST SUPPLIES-HS-ESL					300.00	0.00	0.00	300.00
72	INST SUPPLIES-HS-ST COMP					2,500.00	273.69	0.00	2,226.31
73	INST SUPPLIES-HS-ENTENDED DAY					2,000.00	0.00	0.00	2,000.00
74	INST SUPPLIES-HS ALLOTMENT					10,000.00	17.50	0.00	9,982.50
75	INST SUPPLIES-MS					12,500.00	2,831.91	254.98	9,413.11
76	INST SUPPLIES-MS-G/T					100.00	0.00	0.00	100.00
77	INST SUPPLIES-MS-ESL					300.00	0.00	0.00	300.00
78	INST SUPPLIES-MS-ST COMP					2,000.00	133.48	0.00	1,866.52
79	INST SUPPLIES-MS-EXTENDED DAY					1,500.00	0.00	0.00	1,500.00
80	INST SUPPLIES-PS					18,000.00	1,822.66	0.00	16,177.34
81	INST SUPPLIES-PS-G/T					200.00	0.00	0.00	200.00
82	INST SUPPLIES-PS-ESL					300.00	0.00	0.00	300.00
83	INST SUPPLIES-PS-ST COMP					1,000.00	0.00	0.00	1,000.00
84	INST SUPPLIES-PS-AFTER SCHOOL					2,000.00	0.00	0.00	2,000.00
85	INST SUPPLIES-ES					18,000.00	2,238.30	0.00	15,761.70
86	INST SUPPLIES-ES-G/T					300.00	0.00	0.00	300.00
87	INST SUPPLIES-ES-ESL					300.00	63.36	0.00	236.64
88	INST SUPPLIES-ES-ST COMP					2,000.00	0.00	0.00	2,000.00
89	INST SUPPLIES-ES-AFTER SCHOOL					2,000.00	0.00	0.00	2,000.00
90	SUMMER SCHOOL SUPPLIES					0.00	0.00	0.00	0.00
91	SUPPLIES-DISTRICT					0.00	0.00	0.00	0.00
92	GENERAL SUPPLIES-HS					10,000.00	0.00	0.00	10,000.00
93	GENERAL SUPPLIES-MS					5,000.00	0.00	0.00	5,000.00
94	GENERAL SUPPLIES-PS					5,000.00	0.00	0.00	5,000.00
95	GENERAL SUPPLIES-ES					5,000.00	0.00	0.00	5,000.00
96	ENGLISH-HS					1,000.00	0.00	0.00	1,000.00
97	ENGLISH-MS					500.00	0.00	0.00	500.00
98	SPEECH-HS					100.00	0.00	0.00	100.00
99	SPEECH-MS					200.00	0.00	0.00	200.00

	A	B	C	D	E	F	G	H	I
100	JOURNALISM-HS					500.00	0.00	0.00	500.00
101	JOURNALISM-MS					0.00	0.00	0.00	0.00
102	DRAMA-HS					4,000.00	37.47	164.68	3,797.85
103	DRAMA-MS					250.00	0.00	0.00	250.00
104	READING-MS					750.00	0.00	0.00	750.00
105	SPANISH-HS					250.00	0.00	0.00	250.00
106	BAND-HS					5,000.00	522.28	1,031.00	3,446.72
107	CHOIR-HS					1,000.00	0.00	301.30	698.70
108	BAND-MS					4,000.00	586.01	528.75	2,885.24
109	CHOIR-MS					1,000.00	0.00	301.29	698.71
110	HISTORY-HS					500.00	17.50	0.00	482.50
111	HISTORY-MS					500.00	0.00	0.00	500.00
112	MATH-HS					750.00	0.00	0.00	750.00
113	MATH-MS					750.00	0.00	188.80	561.20
114	ART-HS					1,000.00	0.00	0.00	1,000.00
115	ART-MS					1,000.00	162.19	0.00	837.81
116	ART-PS					1,000.00	0.00	0.00	1,000.00
117	ART-ES					1,000.00	963.38	0.00	36.62
118	SCIENCE-HS					4,000.00	1,602.48	82.49	2,315.03
119	SCIENCE-MS					2,000.00	414.59	0.00	1,585.41
120	MUSIC-PS					1,000.00	0.00	0.00	1,000.00
121	MUSIC-ES					1,000.00	0.00	0.00	1,000.00
122	PE-HS					1,000.00	0.00	0.00	1,000.00
123	PE-MS					750.00	0.00	0.00	750.00
124	PE-PS					1,000.00	0.00	292.12	707.88
125	PE-ES					750.00	561.04	57.52	131.44
126	INST HEALTH-HS					125.00	0.00	0.00	125.00
127	PHOTOGRAPHY-HS					0.00	0.00	0.00	0.00
128	DRIVER'S ED-HS					0.00	0.00	0.00	0.00
129	BUSINESS DEPT-HS					1,000.00	0.00	0.00	1,000.00
130	KEYBOARDING-MS					500.00	0.00	0.00	500.00
131	HEALTH-HS					0.00	0.00	0.00	0.00
132	SIXTH GRADE-MS					0.00	0.00	0.00	0.00
133	PRE-K-PS					1,000.00	0.00	140.00	860.00
134	KINDERGARTEN-PS					6,000.00	616.02	340.00	5,043.98
135	FIRST GRADE-PS					6,000.00	44.50	750.95	5,204.55
136	SECOND GRADE-PS					6,000.00	77.71	0.00	5,922.29
137	HEAD START-PS					500.00	0.00	0.00	500.00
138	THIRD GRADE-ES					6,000.00	372.00	0.00	5,628.00
139	FOURTH GRADE-ES					6,000.00	423.29	0.00	5,576.71
140	FIFTH GRADE-ES					6,000.00	946.49	0.00	5,053.51
141	COMPUTER LAB-MS					500.00	0.00	0.00	500.00
142	COMPUTER LAB-PS					1,000.00	0.00	0.00	1,000.00
143	COMPUTER LAB-ES					1,000.00	838.36	0.00	161.64
144	CAREER & TECH-HS					0.00	0.00	0.00	0.00
145	VO AGRICULTURE-HS					2,000.00	4.77	195.23	1,800.00
146	HOMEMAKING-HS					2,000.00	1,017.15	200.00	782.85
147	AUTO MECH-HS					2,000.00	208.36	200.00	1,591.64
148	D E -HS					750.00	0.00	0.00	750.00
149	SPEECH THERAPY-PS					0.00	0.00	0.00	0.00
150	SPEECH THERAPY-ES					0.00	0.00	0.00	0.00

	A	B	C	D	E	F	G	H	I
151	CONTENT MASTERY-HS					0.00	0.00	0.00	0.00
152	SPECIAL ED-HS					2,250.00	0.00	115.60	2,134.40
153	SPECIAL ED-MS					2,000.00	0.00	100.00	1,900.00
154	SPECIAL ED-PS					1,000.00	477.55	0.00	522.45
155	SPECIAL ED-ES					2,000.00	848.63	0.00	1,151.37
156	SUPPLIES-HS-SCIENCE-RENOVATIONS					0.00	0.00	0.00	0.00
157	SUPPLIES-TECHNOLOGY-HS**					10,000.00	2,424.46	0.00	7,575.54
158	SUPPLIES-TECHNOLOGY-MS**					10,000.00	2,045.31	0.00	7,954.69
159	SUPPLIES-TECHNOLOGY-PS**					10,000.00	1,405.66	0.00	8,594.34
160	SUPPLIES-TECHNOLOGY-ES**					10,000.00	1,507.31	0.00	8,492.69
161	TOTAL					246,575.00	27,632.38	5,244.71	213,697.91
162									
163	GENERAL TRAVEL-HS					2,500.00	0.00	0.00	2,500.00
164	TRAVEL-BUSINESS-HS					0.00	0.00	0.00	0.00
165	TRAVEL-DRAFTING-HS					0.00	0.00	0.00	0.00
166	TRAVEL-VO AG-HS					5,000.00	212.91	0.00	4,787.09
167	TRAVEL-HOMEMAKING-HS					1,000.00	88.00	0.00	912.00
168	TRAVEL-AUTO MECH-HS					0.00	0.00	0.00	0.00
169	TRAVEL-DE-HS					1,000.00	0.00	0.00	1,000.00
170	TRAVEL-SP ED-NON EMPLOYEE					2,718.00	0.00	0.00	2,718.00
171	FEE/DUES-ES					0.00	0.00	0.00	0.00
172	GRADUATION EXPENSE					2,500.00	0.00	0.00	2,500.00
173	TOTAL					14,718.00	300.91	0.00	14,417.09
174									
175	VECHILE-VO AG					0.00	0.00	0.00	0.00
176	EQIP/FURN>5,000-VO AG					0.00	0.00	0.00	0.00
177	FURN/EQUIP-HS					9,900.35	0.00	0.00	9,900.35
178	FURN/EQUIP-HS ALLOTMENT					10,000.00	0.00	0.00	10,000.00
179	FURN/EQUIP-MS					10,500.00	0.00	0.00	10,500.00
180	FURN/EQUIP-MS-ST COMP					0.00	0.00	0.00	0.00
181	FURN/EQUIP-PS					10,500.00	0.00	0.00	10,500.00
182	FURN/EQUIP-ES					10,170.01	0.00	0.00	10,170.01
183	FURN/EQUIP-DISTRICT WIDE					50,000.00	0.00	0.00	50,000.00
184	FURN/EQUIP-HS-ENGLISH					0.00	0.00	0.00	0.00
185	FURN/EQUIP-DRAMA					0.00	0.00	0.00	0.00
186	FURN/EQUIP-MS-READING					0.00	0.00	0.00	0.00
187	FURN/EQUIP-SPANISH					0.00	0.00	0.00	0.00
188	BAND INSTRUMENTS-HS					0.00	0.00	0.00	0.00
189	FURN/EQUIP-HS CHOIR					0.00	0.00	0.00	0.00
190	BAND INSTRUMENTS-MS					0.00	0.00	0.00	0.00
191	FURN/EQUIP-HS HISTORY					0.00	0.00	0.00	0.00
192	FURN/EQUIP-MS-HISTORY					0.00	0.00	0.00	0.00
193	FURN/EQUIP-HS-MATH					0.00	0.00	0.00	0.00
194	FURN/EQUIP-HS-ART					0.00	0.00	0.00	0.00
195	FURN/EQUIP-HS-SCIENCE					0.00	0.00	0.00	0.00
196	FURN/EQUIP-MS-SCIENCE					0.00	0.00	0.00	0.00
197	FURN/EQUIP-PS-MUSIC					0.00	0.00	0.00	0.00
198	FURN/EQUIP-ES-MUSIC					0.00	0.00	0.00	0.00
199	FURN/EQUIP-PS-PE					0.00	0.00	0.00	0.00
200	FURN/EQUIP-ES-PE					0.00	0.00	0.00	0.00
201	FURN/EQUIP-KEYBOARDING-MS					0.00	0.00	0.00	0.00

	A	B	C	D	E	F	G	H	I
202	FURN/EQUIP-PS-PRE-K					0.00	0.00	0.00	0.00
203	FURN/EQUIP-PS-KINDERGARTEN					0.00	0.00	0.00	0.00
204	FURN/EQUIP-PS-FIRST GRADE					0.00	0.00	0.00	0.00
205	FURN/EQUIP-PS-SECOND GRADE					0.00	0.00	0.00	0.00
206	FURN/EQUIP-ES-THIRD GRADE					329.99	329.99	0.00	0.00
207	FURN/EQUIP-ES-FOURTH GRADE					0.00	0.00	0.00	0.00
208	FURN/EQUIP-ES-FIFTH GRADE					0.00	0.00	0.00	0.00
209	FURN/EQUIP-HS-CAREER/TECH					0.00	0.00	0.00	0.00
210	FURN/EQUIP-VO AG					0.00	0.00	0.00	0.00
211	FURN/EQUIP-DE					0.00	0.00	0.00	0.00
212	FURN-EQUIP-HS-AUTO MECH					599.65	599.65	0.00	0.00
213	FURN/EQUIP-PS-SPEECH					0.00	0.00	0.00	0.00
214	FURN/EQUIP-HS-SP ED					0.00	0.00	0.00	0.00
215	FURN/EQUIP-MS-SP ED					0.00	0.00	0.00	0.00
216	FURN/EQUIP-PS-SP ED					0.00	0.00	0.00	0.00
217	FURN/EQUIP-ES-SP ED					0.00	0.00	0.00	0.00
218	FURN/EQUIP-HS-SCIENCE-RENOVATIONS					0.00	0.00	0.00	0.00
219	FURN/EQUIP-HS TECHNOLOGY**					375,000.00	0.00	0.00	375,000.00
220	FURN/EQUIP-MS TECHNOLOGY**					0.00	0.00	0.00	0.00
221	FURN/EQUIP-PS TECHNOLOGY**					0.00	0.00	0.00	0.00
222	FURN/EQUIP-ES TECHNOLOGY**					0.00	0.00	0.00	0.00
223	TOTAL					477,000.00	929.64	0.00	476,070.36
224									
225	TOTAL INSTRUCTION					7,993,823.00	811,067.43	573,514.17	6,609,241.40
226									
227					12-LIBRARY				
228									
229	SUBSTITUTES					1,000.00	0.00	0.00	1,000.00
230	SALARIES					142,340.00	16,236.09	15,980.33	110,123.58
231	FIMM					2,123.00	214.96	0.00	1,908.04
232	HEALTH INSURANCE					14,340.00	1,268.20	0.00	13,071.80
233	WORKER'S COMPENSATION					935.00	0.00	0.00	935.00
234	TRS ON BEHALF					0.00	0.00	0.00	0.00
235	UNEMPLOYMENT					483.00	151.44	0.00	331.56
236	TEACHER RETIREMENT/TRS CARE					1,869.00	324.14	0.00	1,544.86
237	PERSONAL DAYS					2,800.00	0.00	0.00	2,800.00
238	TOTAL					165,890.00	18,194.83	15,980.33	131,714.84
239									
240	REGION VII SERVICES-HS					0.00	0.00	0.00	0.00
241	REGION VII SERVICES-MS					0.00	0.00	0.00	0.00
242	REGION VII SERVICES-PS					0.00	0.00	0.00	0.00
243	REGION VII SERVICES-ES					0.00	0.00	0.00	0.00
244	AUDIO VISUAL/REPAIR-HS					0.00	0.00	0.00	0.00
245	AUDIO VISUAL/REPAIR-MS					0.00	0.00	0.00	0.00
246	AUDIO VISUAL/REPAIR-PS					0.00	0.00	0.00	0.00
247	AUDIO VISUAL/REPAIR-ES					0.00	0.00	0.00	0.00
248	CONTRACTED SERVICES-HS					2,000.00	0.00	195.00	1,805.00
249	CONTRACTED SERVICES-MS					1,000.00	0.00	195.00	805.00
250	CONTRACTED SERVICES-PS					1,000.00	0.00	195.00	805.00
251	CONTRACTED SERVICES-ES					1,000.00	0.00	195.00	805.00

	A	B	C	D	E	F	G	H	I
252	TOTAL					5,000.00	0.00	780.00	4,220.00
253									
254	MAGAZINES/BOOKS-HS					7,500.00	0.00	2,671.87	4,828.13
255	MAGAZINES/BOOKS-MS					5,500.00	297.64	3,350.17	1,852.19
256	MAGAZINES/BOOKS-PS					7,500.00	0.00	0.00	7,500.00
257	MAGAZINES/BOOKS-ES					5,500.00	0.00	717.58	4,782.42
258	AUDIO VISUAL & OTHER INST SUPPLY-HS					3,000.00	468.70	0.00	2,531.30
259	AUDIO VISUAL & OTHER INST SUPPLY-MS					2,500.00	0.00	258.76	2,241.24
260	AUDIO VISUAL & OTHER INST SUPPLY-PS					3,000.00	0.00	0.00	3,000.00
261	AUDIO VISUAL & OTHER INST SUPPLY-ES					2,500.00	0.00	289.30	2,210.70
262	TOTAL					37,000.00	766.34	7,287.68	28,945.98
263									
264	TRAVEL-HS					250.00	25.00	0.00	225.00
265	TRAVEL-MS					50.00	25.00	0.00	25.00
266	TRAVEL-PS					50.00	25.00	0.00	25.00
267	TRAVEL-ES					250.00	25.00	0.00	225.00
268	FEES/DUES-HS					500.00	0.00	0.00	500.00
269	TOTAL					1,100.00	100.00	0.00	1,000.00
270									
271	FURN/EQUIP-HS					0.00	0.00	0.00	0.00
272	FURN/EQUIP-MS					0.00	0.00	0.00	0.00
273	FURN/EQUIP-PS					0.00	0.00	0.00	0.00
274	FURN/EQUIP-ES					0.00	0.00	0.00	0.00
275	TOTAL					0.00	0.00	0.00	0.00
276									
277	TOTAL LIBRARY					208,990.00	19,061.17	24,048.01	165,880.82
278									
279	<i>13-STAFF DEVELOPMENT</i>								
280									
281	DEPARTMENT HEAD/JUDGE TRUST					7,300.00	594.89	553.97	6,151.14
282	FIMM					104.00	7.01	0.00	96.99
283	HEALTH INSURANCE					276.00	46.64	0.00	229.36
284	WORKER'S COMPENSATION					55.00	0.00	0.00	55.00
285	TRS ON-BEHALF					0.00	0.00	0.00	0.00
286	UNEMPLOYMENT					17.00	7.43	0.00	9.57
287	TEACHER RETIREMENT/TRS CARE					96.00	16.16	0.00	79.84
288	TOTAL					7,848.00	672.13	553.97	6,621.90
289									
290	CONTRACTED STAFF DEVELOPMENT-HS ALLO					1,500.00	0.00	0.00	1,500.00
291	CONTRACTED STAFF-DEVELOPMENT					1,500.00	0.00	0.00	1,500.00
292	STAFF DEVELOPMENT-REGION VII					7,500.00	7,574.35	0.00	(74.35)
293	STAFF DEVELOPMENT-G/T-REGION VII					11,000.00	11,000.00	0.00	0.00
294	STAFF DEVELOPMENT-CT-REGION VII					4,000.00	3,806.00	0.00	194.00
295	TOTAL					25,500.00	22,380.35	0.00	3,119.65
296									
297	SUPPLIES-IN SERVICE					0.00	0.00	0.00	0.00
298	TOTAL					0.00	0.00	0.00	0.00
299									
300	TRAVEL-HS-REG					2,448.00	1,288.40	0.00	1,159.60
301	TRAVEL-HS-VOC					52.00	52.00	0.00	0.00

	A	B	C	D	E	F	G	H	I
302	TRAVEL-HS-SP ED					0.00	0.00	0.00	0.00
303	TRAVEL-HS-ST COMP					0.00	0.00	0.00	0.00
304	TRAVEL-HS-ESL					0.00	0.00	0.00	0.00
305	TRAVEL-HS ALLOTMENT					9,500.00	0.00	0.00	9,500.00
306	TRAVEL-MS-REG					2,500.00	257.00	0.00	2,243.00
307	TRAVEL-MS-SP ED					0.00	0.00	0.00	0.00
308	TRAVEL-MS-ST COMP					0.00	0.00	0.00	0.00
309	TRAVEL-MS-ESL					0.00	0.00	0.00	0.00
310	TRAVEL-PS-REG					2,500.00	257.00	0.00	2,243.00
311	TRAVEL-PS-ST COMP					0.00	0.00	0.00	0.00
312	TRAVEL-PS-SP ED					0.00	0.00	0.00	0.00
313	TRAVEL-ES-REG					2,500.00	0.00	0.00	2,500.00
314	TRAVEL-ES-G/T					0.00	0.00	0.00	0.00
315	TRAVEL-ES-SP ED					0.00	0.00	0.00	0.00
316	TRAVEL ES-ST COMP					0.00	0.00	0.00	0.00
317	TRAVEL-ALL SCHOOLS					15,000.00	0.00	0.00	15,000.00
318	TRAVEL -TECHNOLOGY					4,500.00	0.00	0.00	4,500.00
319	MISC OPERATING-HS-REG					0.00	0.00	0.00	0.00
320	MISC OPERATING-HS-SP ED					0.00	0.00	0.00	0.00
321	MISC OPERATING-HS-VOC					0.00	0.00	0.00	0.00
322	MISC OEPRATING-HS-G/T					0.00	0.00	0.00	0.00
323	MISC OPERATING-MS-REG					0.00	0.00	0.00	0.00
324	MISC OPERATING-MS-G/T					0.00	0.00	0.00	0.00
325	MISC OPERATING-MS-SP ED					0.00	0.00	0.00	0.00
326	MISC OPERATING-MS-ESL					0.00	0.00	0.00	0.00
327	MISC OPERATING-PS-REG					0.00	0.00	0.00	0.00
328	MISC OPERATING-PS-SP ED					0.00	0.00	0.00	0.00
329	MISC OPERATING-PS-ST COMP					0.00	0.00	0.00	0.00
330	MISC OPERATING-PS-ESL					0.00	0.00	0.00	0.00
331	MISC OPERATING-ES-REG					0.00	0.00	0.00	0.00
332	MISC OPERATING-ES-G/T					0.00	0.00	0.00	0.00
333	MISC OPERATING-ES-SP ED					0.00	0.00	0.00	0.00
334	MISC OPERATING-ES-ESL					0.00	0.00	0.00	0.00
335	TOTAL					39,000.00	1,854.40	0.00	37,145.60
336									
337	TOTAL STAFF DEVELOPMENT					72,348.00	24,906.88	553.97	46,887.15
338									
339									
340									
341	SALARY					62,437.00	10,750.00	0.00	51,687.00
342	FIMM					918.00	149.33	0.00	768.67
343	HEALTH INSURANCE					2,688.00	448.12	0.00	2,239.88
344	WORKER'S COMPENSATION					395.00	0.00	0.00	395.00
345	TRS ON-BEHALF					0.00	0.00	0.00	0.00
346	UNEMPLOYMENT					119.00	63.18	0.00	55.82
347	TEACHER RETIREMENT/TRS CARE					2,119.00	387.15	0.00	1,731.85
348	PERSONAL DAYS					1,000.00	0.00	0.00	1,000.00
349	TOTAL					69,676.00	11,797.78	0.00	57,878.22
350									
351	CONTRACTED SERVICE					0.00	0.00	0.00	0.00

21-INSTRUCTIONAL LEADERSHIP

	A	B	C	D	E	F	G	H	I
352									
353	SUPPLIES					500.00	47.96	50.00	402.04
354									
355	TRAVEL					2,000.00	573.98	230.00	1,196.02
356	DUES					0.00	0.00	0.00	0.00
357	TOTAL					2,000.00	573.98	230.00	1,196.02
358									
359	FURN/EQUIP					0.00	0.00	0.00	0.00
360									
361	TOTAL INSTRUCTIONAL LEADERSHIP					72,176.00	12,419.72	280.00	59,476.28
362									
363									
364	SUBSTITUTES					2,000.00	55.00	0.00	1,945.00
365	SALARIES					571,537.00	60,349.25	51,486.06	459,701.69
366	FIMM					8,435.00	759.26	0.00	7,675.74
367	HEALTH INSURANCE					41,246.00	5,989.29	0.00	35,256.71
368	WORKER'S COMPENSATION					3,740.00	0.00	0.00	3,740.00
369	TRS ON-BEHALF					0.00	0.00	0.00	0.00
370	UNEMPLOYMENT					1,122.00	587.19	0.00	534.81
371	TEACHER RETIREMENT/TRS CARE					11,352.00	1,955.76	0.00	9,396.24
372	PERSONAL DAYS					9,200.00	0.00	0.00	9,200.00
373	TOTAL					648,632.00	69,695.75	51,486.06	527,450.19
374									
375	CONT SERVICE-FINGERPRINTING-HS					0.00	0.00	0.00	0.00
376	CONT SERVICE-FINGERPRINTING-MS					0.00	0.00	0.00	0.00
377	CONT SERVICE-FINGERPRINTING-PS					0.00	0.00	0.00	0.00
378	CONT SERVICE-FINGERPRINTING-ES					0.00	0.00	0.00	0.00
379	PRINTING-HS					2,000.00	316.02	356.60	1,327.38
380	PRINTING-MS					2,000.00	316.03	0.00	1,683.97
381	PRINTING-PS					2,000.00	316.02	0.00	1,683.98
382	PRINTING-ES					2,000.00	316.03	0.00	1,683.97
383	TOTAL					8,000.00	1,264.10	356.60	6,379.30
384									
385	TEXTBOOK FUND-HS					0.00	0.00	0.00	0.00
386	TEXTBOOK FUND-MS					0.00	0.00	0.00	0.00
387	TEXTBOOK FUND-PS					0.00	0.00	0.00	0.00
388	TEXTBOOK FUND-ES					0.00	0.00	0.00	0.00
389	SUPPLIES-HS					3,000.00	489.58	77.90	2,432.52
390	SUPPLIES-MS					3,000.00	335.75	0.00	2,664.25
391	SUPPLIES-PS					3,000.00	266.87	0.00	2,733.13
392	SUPPLIES-ES					3,000.00	638.40	0.00	2,361.60
393	DISTRICT EXPENSES-HS					1,000.00	15.46	0.00	984.54
394	DISTRICT EXPENSES-MS					1,000.00	15.46	0.00	984.54
395	DISTRICT EXPENSES-PS					1,000.00	55.46	0.00	944.54
396	DISTRICT EXPENSES-ES					1,000.00	15.46	0.00	984.54
397	POSTAGE-HS					4,000.00	0.00	0.00	4,000.00
398	POSTAGE-MS					3,000.00	0.00	0.00	3,000.00
399	POSTAGE-PS					1,500.00	0.00	0.00	1,500.00
400	POSTAGE-ES					1,500.00	0.00	0.00	1,500.00
401	TOTAL					26,000.00	1,832.44	77.90	24,089.66



	A	B	C	D	E	F	G	H	I
402									
403	TRAVEL-HS					1,250.00	175.00	270.00	805.00
404	TRAVEL-MS					1,250.00	125.00	220.00	905.00
405	TRAVEL-PS					1,000.00	125.00	220.00	655.00
406	TRAVEL-ES					1,000.00	125.00	220.00	655.00
407	BONDING-HS					0.00	0.00	0.00	0.00
408	TRAVEL-ALL SCHOOLS					15,000.00	0.00	0.00	15,000.00
409	DUES-HS					0.00	0.00	0.00	0.00
410	DUES-MS					0.00	0.00	0.00	0.00
411	DUES-PS					0.00	0.00	0.00	0.00
412	DUES-ES					0.00	0.00	0.00	0.00
413	TOTAL					19,500.00	550.00	930.00	18,020.00
414									
415	FURN/EQUIP-HS					0.00	0.00	0.00	0.00
416	FURN/EQUIP-MS					0.00	0.00	0.00	0.00
417	FURN/EQUIP-PS					0.00	0.00	0.00	0.00
418	FURN/EQUIP-ES					0.00	0.00	0.00	0.00
419	TOTAL					0.00	0.00	0.00	0.00
420									
421	TOTAL SCHOOL ADMINISTRATION					702,132.00	73,342.29	52,850.56	575,939.15
422									
423									
424									
425	SALARIES					247,165.00	17,549.66	32,357.53	197,257.81
426	FIMM					3,641.00	216.76	0.00	3,424.24
427	HEALTH INSURANCE					10,772.00	1,400.49	0.00	9,371.51
428	WORKER'S COMPENSATION					1,550.00	0.00	0.00	
429	TRS ON-BEHALF					0.00	0.00	0.00	0.00
430	UNEMPLOYMENT					465.00	245.28	0.00	219.72
431	TEACHER RETIREMENT/TRS CARE					3,317.00	567.94	0.00	2,749.06
432	PERSONAL DAYS					4,400.00	0.00	0.00	4,400.00
433	TOTAL					271,310.00	19,980.13	32,357.53	218,972.34
434									
435	REGION VII ESC					1,500.00	1,500.00	0.00	0.00
436	TEST SCORING-HS					250.00	0.00	0.00	250.00
437	TEST SCORING-MS					250.00	0.00	0.00	250.00
438	TEST SCORING-PS					250.00	0.00	0.00	250.00
439	TEST SCORING-ES					250.00	0.00	0.00	250.00
440	TOTAL					2,500.00	1,500.00	0.00	1,000.00
441									
442	TEST MATERIALS-HS					500.00	0.00	0.00	500.00
443	TEST MATERIALS-MS					500.00	0.00	0.00	500.00
444	TEST MATERIALS-PS					500.00	0.00	0.00	500.00
445	TEST MATERIALS-ES					500.00	0.00	0.00	500.00
446	SUPPLIES-HS					1,000.00	0.00	86.43	913.57
447	SUPPLIES-MS					1,000.00	0.00	0.00	1,000.00
448	SUPPLIES-PS					1,000.00	70.00	0.00	930.00
449	SUPPLIES-ES					1,000.00	39.92	0.00	960.08
450	POSTAGE-HS					500.00	0.00	0.00	500.00
451	POSTAGE-MS					500.00	0.00	0.00	500.00

31-COUNSELING

	A	B	C	D	E	F	G	H	I
452	TOTAL					7,000.00	109.92	86.43	6,803.65
453									
454	TRAVEL-HS					180.00	0.00	10.00	170.00
455	TRAVEL-MS					300.00	0.00	10.00	290.00
456	TRAVEL-PS					180.00	50.00	10.00	120.00
457	TRAVEL-ES					180.00	0.00	10.00	170.00
458	TRAVEL-ES-TSII					0.00	0.00	0.00	0.00
459	MEMBERSHIP/DUES-HS					120.00	120.00	0.00	0.00
460	MEMBERSHIP/DUES-MS					0.00	0.00	0.00	0.00
461	MEMBERSHIP/DUES-PS					120.00	120.00	0.00	0.00
462	MEMBERSHIP/DUES-ES					120.00	120.00	0.00	0.00
463	FEES & DUES-COLLEGE FAIR-HS					250.00	0.00	0.00	250.00
464	FEES-PS-STUDENTS					0.00	0.00	0.00	0.00
465	TOTAL					1,450.00	410.00	40.00	1,000.00
466									
467	FURNITURE-HS					500.00	313.96	0.00	186.04
468	FURNITURE-MS					0.00	0.00	0.00	0.00
469	FURNITURE-PS					0.00	0.00	0.00	0.00
470	TOTAL					500.00	313.96	0.00	186.04
471									
472	TOTAL COUNSELING					282,760.00	22,314.01	32,483.96	227,962.03
473									
474	<i>33-HEALTH SERVICES</i>								
475									
476	SALARIES					121,381.00	13,403.43	11,424.90	96,552.67
477	FIMM					1,115.00	189.66	0.00	925.34
478	HEALTH INSURANCE					8,968.00	1,063.55	0.00	7,904.45
479	WORKER'S COMPENSATION					450.00	0.00	0.00	450.00
480	TRS ON-BEHALF					0.00	0.00	0.00	0.00
481	UNEMPLOYMENT					135.00	121.74	0.00	13.26
482	TEACHER RETIREMENT/TRS CARE					537.00	3,055.90	0.00	(2,518.90)
483	PERSONAL DAYS					1,400.00	0.00	0.00	1,400.00
484	TOTAL					133,986.00	17,834.28	11,424.90	104,726.82
485									
486	CONT SERVICES-FINGERPRINTING					0.00	0.00	0.00	0.00
487	CONT SERVICES-NURSING-HS					0.00	0.00	0.00	0.00
488	CONT SERVICES-NURSING-MS					0.00	0.00	0.00	0.00
489	CONT SERVICES-NURSING-PS					0.00	0.00	0.00	0.00
490	CONT SERVICES-NURSING-ES					0.00	0.00	0.00	0.00
491	CONT SERVICES-HS					80.00	0.00	0.00	80.00
492	CONT SERVICES-MS					80.00	0.00	0.00	80.00
493	CONT SERVICES-PS					80.00	0.00	0.00	80.00
494	CONT SERVICES-ES					80.00	0.00	0.00	80.00
495	TOTAL					320.00	0.00	0.00	320.00
496									
497	SUPPLIES-HS					1,225.00	0.00	300.63	924.37
498	SUPPLIES-MS					1,000.00	0.00	300.64	699.36
499	SUPPLIES-PS					1,500.00	0.00	300.64	1,199.36
500	SUPPLIES-ES					725.01	0.00	300.65	424.36
501	TOTAL					4,450.01	0.00	1,202.56	3,247.45

	A	B	C	D	E	F	G	H	I
502									
503	TRAVEL-HS					200.00	0.00	0.00	200.00
504	TRAVEL-MS					200.00	0.00	0.00	200.00
505	TRAVEL-PS					200.00	0.00	0.00	200.00
506	TRAVEL-ES					200.00	0.00	0.00	200.00
507	TOTAL					800.00	0.00	0.00	800.00
508									
509	EQUIPMENT-HS					275.00	0.00	275.00	0.00
510	EQUIPMENT-MS					0.00	0.00	0.00	0.00
511	EQUIPMENT-PS					0.00	0.00	0.00	0.00
512	EQUIPMENT-ES					274.99	0.00	274.99	0.00
513	TOTAL					549.99	0.00	549.99	0.00
514									
515	TOTAL HEALTH SERVICE					140,106.00	17,834.28	13,177.45	109,094.27
516									
517									
518									
519	SUBSTITUTES					6,000.00	1,253.75	0.00	4,746.25
520	SALARIES					142,460.00	20,812.52	5,077.66	116,569.82
521	FIMM					2,169.00	290.69	0.00	1,878.31
522	HEALTH INSURANCE					26,790.00	3,790.36	0.00	22,999.64
523	WORKER'S COMPENSATION					1,090.00	0.00	0.00	1,090.00
524	TRS ON-BEHALF					0.00	0.00	0.00	0.00
525	UNEMPLOYMENT					327.00	160.73	0.00	166.27
526	TEACHER RETIREMENT/TRS CARE					799.00	245.09	0.00	553.91
527	PERSONAL DAYS					1,200.00	0.00	0.00	1,200.00
528	TOTAL					180,835.00	26,553.14	5,077.66	149,204.20
529									
530	CONT SERVICES-PHYSICALS/DRUG TEST					4,500.00	485.03	1,000.00	3,014.97
531	CONT SERVICES-RECERTIFICATION					1,500.00	0.00	200.00	1,300.00
532	CONT SERVICES-REPAIR					4,000.00	210.16	725.00	3,064.84
533	TOTAL					10,000.00	695.19	1,925.00	7,379.81
534									
535	GAS,OIL,GREASE,TIRES					75,000.00	8,839.56	7,500.00	58,660.44
536	PARTS & SUPPLIES					26,500.00	1,249.33	9,694.64	15,556.03
537	TOTAL					101,500.00	10,088.89	17,194.64	74,216.47
538									
539	INSURANCE					10,496.00	10,496.00	0.00	0.00
540	MISC OPERATING COSTS					2,000.00	250.00	0.00	1,750.00
541	TOTAL					12,496.00	10,746.00	0.00	1,750.00
542									
543	BUSES					90,705.00	0.00	0.00	90,705.00
544	CAPITAL OUTLAY					0.00	0.00	0.00	0.00
545	FURN/EQUIP-TECHNOLOGY					0.00	0.00	0.00	0.00
546	TOTAL					90,705.00	0.00	0.00	90,705.00
547									
548	TOTAL STUDENT TRANSPORTATION					395,536.00	48,083.22	24,197.30	323,255.48
549									
550									
551									

34-STUDENT TRANSPORTATION

35-FOOD SERVICE

	A	B	C	D	E	F	G	H	I
552	CONTRACTED SERVICES-FINGERPRINTING					0.00	0.00	0.00	0.00
553									
554	TRANSFER OUT					0.00	0.00	0.00	0.00
555									
556	TOTAL FOOD SERVICE					0.00	0.00	0.00	0.00
557									
558									
559									
560									
	<i>36-COCURRICULAR/EXTRACURRICULAR</i>								
561	SALARIES/STIPENDS					202,756.00	21,297.93	14,545.05	166,913.02
562	FIMM					2,945.00	289.54	0.00	2,655.46
563	HEALTH INSURANCE					11,199.00	1,381.48	0.00	9,817.52
564	WORKER'S COMPENSATION					1,095.00	0.00	0.00	1,095.00
565	TRS ON-BEHALF					0.00	0.00	0.00	0.00
566	UNEMPLOYMENT					329.00	200.68	0.00	128.32
567	TEACHER RETIREMENT/TRS CARE					3,456.00	578.46	0.00	2,877.54
568	TOTAL					221,780.00	23,748.09	14,545.05	183,486.86
569									
570	DRUG TESTING-HS					1,500.00	434.00	0.00	1,066.00
571	DRUG TESTING-MS					750.00	140.00	0.00	610.00
572	CONTRACTED ATHLETIC TRAINER					9,000.00	4,438.00	0.00	4,562.00
573	REPAIR ATHLETICS-HS					5,000.00	0.00	0.00	5,000.00
574	REPAIR-ATHLETICS-MS					2,400.00	0.00	0.00	2,400.00
575	RENTAL-ATHLETICS					100.00	181.50	0.00	(81.50)
576	RENTAL-STADIUM/GYM					1,000.00	0.00	0.00	1,000.00
577	GAME OFFICIALS-HS					20,000.00	3,653.72	0.00	16,346.28
578	GAME OFFICIALS-MS					7,000.00	1,915.25	0.00	5,084.75
579	GAME WORKERS-HS					8,000.00	3,812.30	0.00	4,187.70
580	GAME WORKERS-MS					3,000.00	900.00	0.00	2,100.00
581	GAME CONTRACTS					0.00	0.00	0.00	0.00
582	CONTRACTED SERVICE-HS DRAMA					1,500.00	0.00	0.00	1,500.00
583	CONTRACTED SERVICE-MS-DRAMA					0.00	0.00	0.00	0.00
584	CONTRACTED SERVICE-HS-BAND					2,250.00	600.00	0.00	1,650.00
585	CONTRACTED SERVICE-MS-BAND					0.00	0.00	0.00	0.00
586	CONTRACTED SERVICE-HS-ATHLETICS					0.00	0.00	0.00	0.00
587	PRINTING					550.00	0.00	0.00	550.00
588	TOTAL					62,050.00	16,074.77	0.00	45,975.23
589									
590	ATHLETIC NEWSLETTER					0.00	0.00	0.00	0.00
591	DRAMA COSTUMES					1,000.00	0.00	0.00	1,000.00
592	BAND UNIFORMS					1,250.00	1,248.10	0.00	1.90
593	CHOIR UNIFORMS-HS					0.00	0.00	0.00	0.00
594	UIL SUPPLIES-HS					500.00	0.00	0.00	500.00
595	UIL SUPPLIES-MS					500.00	349.57	0.00	150.43
596	UIL SUPPLIES-PS					100.00	0.00	0.00	100.00
597	UIL SUPPLIES-ES					1,325.00	1,321.90	0.00	3.10
598	CHEERLEADERS-HS					1,000.00	0.00	0.00	1,000.00
599	CHEERLEADERS-MS					500.00	0.00	0.00	500.00
600	ALL ATHLETICS-HS					2,000.00	1,139.22	30.00	830.78

	A	B	C	D	E	F	G	H	I
601	ALL ATHLETICS-MS					2,000.00	0.00	0.00	2,000.00
602	FOOTBALL-HS					13,000.00	0.00	43.95	12,956.05
603	FOOTBALL-MS					4,000.00	0.00	0.00	4,000.00
604	BASKETBALL-HS					4,000.00	1,447.64	2,148.60	403.76
605	BASKETBALL-MS					1,500.00	0.00	0.00	1,500.00
606	TRACK-HS					4,000.00	0.00	0.00	4,000.00
607	TRACK-MS					1,500.00	0.00	0.00	1,500.00
608	BASEBALL-HS					4,000.00	0.00	0.00	4,000.00
609	VOLLEYBALL-HS					4,000.00	0.00	0.00	4,000.00
610	VOLLEYBALL-MS					1,500.00	0.00	0.00	1,500.00
611	GIRLS BASKETBALL-HS					4,000.00	1,422.50	1,811.89	765.61
612	GIRLS BASKETBALL-MS					1,500.00	0.00	1,496.86	3.14
613	GIRLS TRACK-HS					4,000.00	0.00	0.00	4,000.00
614	GIRLS TRACK-MS					1,500.00	0.00	0.00	1,500.00
615	TENNIS-HS					1,500.00	0.00	0.00	1,500.00
616	GOLF-HS					1,500.00	0.00	0.00	1,500.00
617	WEIGHT TRAINING-HS					1,500.00	0.00	0.00	1,500.00
618	SOFTBALL-HS					4,000.00	0.00	0.00	4,000.00
619	OFF SEASON-HS					5,000.00	0.00	0.00	5,000.00
620	OFF SEASON-MS					0.00	0.00	0.00	0.00
621	TRAINER SUPPLIES-HS					3,000.00	0.00	0.00	3,000.00
622	CROSS COUNTRY-HS					1,500.00	1,046.25	0.00	453.75
623	TOTAL					76,675.00	7,975.18	5,531.30	63,168.52
624									
625	EMPLOYEE TRAVEL-DRAMA-HS					0.00	0.00	0.00	0.00
626	EMPLOYEE TRAVEL-BAND-HS					0.00	0.00	0.00	0.00
627	EMPLOYEE TRAVEL-CHOIR-HS					0.00	0.00	0.00	0.00
628	EMPLOYEE TRAVEL-BAND-MS					0.00	0.00	0.00	0.00
629	EMPLOYEE TRAVEL-MUSIC-ES					0.00	0.00	0.00	0.00
630	EMPLOYEE TRAVEL-ES-UIL					0.00	0.00	0.00	0.00
631	EMPLOYEE TRAVEL-ATHLETICS-HS					275.00	275.00	0.00	0.00
632	STUDENT MEALS/FEES-HS					69,142.94	0.00	0.00	69,142.94
633	STUDENT MEALS/FEES-MS					12,785.34	0.00	0.00	12,785.34
634	STUDENT MEALS/FEES-PS					250.00	0.00	0.00	250.00
635	STUDENT MEALS/FEES-ES					1,075.00	0.00	0.00	1,075.00
636	STUDENTS/REP DISTRICT-HS					0.00	0.00	0.00	0.00
637	STUDENTS/REP DISTRICT-MS					0.00	0.00	0.00	0.00
638	STUDENT TRAVEL-DRAMA-HS					0.00	0.00	0.00	0.00
639	STUDENT TRAVEL-DRAMA-MS					0.00	0.00	0.00	0.00
640	STUDENT TRAVEL-BAND-HS					500.00	500.00	0.00	0.00
641	STUDENT TRAVEL-BAND-MS					0.00	0.00	0.00	0.00
642	STUDENT TRAVEL-CHOIR-HS					0.00	0.00	0.00	0.00
643	STUDENT TRAVEL-MUSIC-ES					0.00	0.00	0.00	0.00
644	STUDENT TRAVEL-VO AG					0.00	0.00	0.00	0.00
645	STUDENT TRAVEL-HOME ECO					0.00	0.00	0.00	0.00
646	STUDENT TRAVEL-DECA-HS					0.00	0.00	0.00	0.00
647	STUDENT TRAVEL-UIL-HS					0.00	0.00	0.00	0.00
648	STUDENT TRAVEL-UIL-MS					0.00	0.00	0.00	0.00

	A	B	C	D	E	F	G	H	I
649	STUDENT TRAVEL-UIL-PS					0.00	0.00	0.00	0.00
650	STUDENT TRAVEL-UIL-ES					0.00	0.00	0.00	0.00
651	STUDENT TRAVEL-ACADEMICS-HS					0.00	0.00	0.00	0.00
652	STUDENT TRAVEL-ROPE TRICK-ES					0.00	0.00	0.00	0.00
653	STUDENT TRAVEL-ATHLETICS-HS					2,687.06	2,687.06	0.00	0.00
654	STUDENT TRAVEL-ATHLETICS-MS					2,044.66	2,044.66	0.00	0.00
655	TRAVEL-NON EMPLOYEE-HS-BAND					0.00	0.00	0.00	0.00
656	STUDENT INSURANCE-HS					25,000.00	0.00	0.00	25,000.00
657	STUDENT INSURANCE-MS					25,000.00	0.00	0.00	25,000.00
658	DUES-BAND-HS					0.00	0.00	0.00	0.00
659	DUES-CHOIR-HS					0.00	0.00	0.00	0.00
660	DUES-BAND-MS					170.00	170.00	0.00	0.00
661	DUES-MUSIC-ES					0.00	0.00	0.00	0.00
662	DUES-ATHLETICS-HS					0.00	0.00	0.00	0.00
663	STUDENT ACTIVITY-HS					40.00	40.00	0.00	0.00
664	STUDENT ACTIVITY-MS					0.00	0.00	0.00	0.00
665	FEES & DUES-DRAMA-HS					0.00	0.00	0.00	0.00
666	FEES & DUES-DRAMA-MS					0.00	0.00	0.00	0.00
667	FEES & DUES-BAND-HS					825.00	825.00	0.00	0.00
668	FEES & DUES-CHOIR-HS					0.00	0.00	0.00	0.00
669	FEES & DUES-BAND-MS					0.00	0.00	0.00	0.00
670	FEES & DUES-CHOIR-MS					0.00	0.00	0.00	0.00
671	FEES-MUSIC-ES					0.00	0.00	0.00	0.00
672	FEES & DUES-BUS DEPT-HS					0.00	0.00	0.00	0.00
673	FEES & DUES-VO AG					120.00	120.00	0.00	0.00
674	FEES & DUES-HOME ECO					0.00	0.00	0.00	0.00
675	FEES & DUES-DE					0.00	0.00	0.00	0.00
676	UIL FEES-HS					0.00	0.00	0.00	0.00
677	UIL FEES-MS					0.00	0.00	0.00	0.00
678	UIL FEES-PS					0.00	0.00	0.00	0.00
679	UIL FEES-ES					0.00	0.00	0.00	0.00
680	ACADEMIC AWARDS-HS					0.00	0.00	0.00	0.00
681	ACADEMIC AWARDS-MS					0.00	0.00	0.00	0.00
682	ACADEMIC AWARDS-ES					0.00	0.00	0.00	0.00
683	JUMP ROPE FEES-ES					0.00	0.00	0.00	0.00
684	CHEERLEADER FEES-HS					0.00	0.00	0.00	0.00
685	CHEERLEADER FEES-MS					0.00	0.00	0.00	0.00
686	DRUM MAJOR/FLAGS FEES-HS					0.00	0.00	0.00	0.00
687	DEBATE FEES-HS					0.00	0.00	0.00	0.00
688	DRAMA AWARDS/JACKETS-HS					0.00	0.00	0.00	0.00
689	BAND AWARD/JACKETS-HS					0.00	0.00	0.00	0.00
690	CHOIR AWARDS/JACKETS-HS					0.00	0.00	0.00	0.00
691	BAND AWARDS-MS					0.00	0.00	0.00	0.00
692	FEES & DUES-ATHLETICS-HS					6,410.00	6,410.00	0.00	0.00
693	FEES & DUES-ATHLETICS-MS					0.00	0.00	0.00	0.00
694	TROPHIES,MEDALS,RIBBONS-HS					0.00	0.00	0.00	0.00
695	TROPHIES,MEDALS,RIBBONS-MS					0.00	0.00	0.00	0.00
696	ATHLETICS AWARDS/JACKETS-HS					0.00	0.00	0.00	0.00

	A	B	C	D	E	F	G	H	I
697	TOTAL					146,325.00	13,071.72	0.00	133,253.28
698									
699	EQUIPMENT-HS-FOOTBALL					0.00	0.00	0.00	0.00
700	EQUIPMENT-ALL ATHLETICS					0.00	0.00	0.00	0.00
701	EQUIPMENT-VOLLEYBALL					0.00	0.00	0.00	0.00
702	EQUIPMENT-SOFTBALL-HS					0.00	0.00	0.00	0.00
703	TOTAL					0.00	0.00	0.00	0.00
704									
705	TOTAL COCURRICULAR/EXTRACURRICULAR					506,830.00	60,869.76	20,076.35	425,883.89
706									
707	<i>41-GENERAL ADMINISTRATION</i>								
708									
709	SALARIES					319,888.00	49,276.80	0.00	270,611.20
710	FIMM					3,854.00	702.86	0.00	3,151.14
711	HEALTH INSURANCE					3,609.00	601.58	0.00	3,007.42
712	WORKER'S COMPENSATION					1,510.00	0.00	0.00	1,510.00
713	TRS ON-BEHALF					0.00	0.00	0.00	0.00
714	UNEMPLOYMENT					453.00	280.59	0.00	172.41
715	TEACHER RETIREMENT/TRS CARE					2,709.00	5,353.27	0.00	(2,644.27)
716	PERSONAL DAYS					3,200.00	0.00	0.00	3,200.00
717	TOTAL					335,223.00	56,215.10	0.00	279,007.90
718									
719	ATTORNEY FEES					5,000.00	87.50	0.00	4,912.50
720	AUDIT EXP					18,000.00	0.00	0.00	18,000.00
721	CONT-SERVICE-FINGERPRINTING					0.00	0.00	0.00	0.00
722	REGION VII ESC					4,200.00	4,177.50	0.00	22.50
723	COPIER REPAIR/MAINT					1,250.00	750.00	0.00	500.00
724	LEASE-EQUIP					2,868.00	717.00	0.00	2,151.00
725	PRINTING-SUPERINTENDENT					0.00	0.00	0.00	0.00
726	POLICY REVIEW-SCHOOL BOARD					0.00	0.00	1,700.00	(1,700.00)
727	PRINTING-TAX OFFICE					1,600.00	1,600.00	0.00	0.00
728	PRINTING-ADM					1,650.00	525.00	0.00	1,125.00
729	TOTAL					34,568.00	7,857.00	1,700.00	25,011.00
730									
731	MAGAZINES					100.00	0.00	0.00	100.00
732	SUPPLIES-SUPERINTENDENT					1,000.00	112.95	127.08	759.97
733	SUPPLIES-SCHOOL BOARD					2,000.00	26.99	1,716.67	256.34
734	SUPPLIES-TAX OFFICE					2,500.00	33.87	50.00	2,416.13
735	SUPPLIES-ADMINISTRATION					3,250.00	568.56	0.00	2,681.44
736	SERVICE PINS					1,000.00	0.00	0.00	1,000.00
737	POSTAGE-TAX					1,250.00	0.00	0.00	1,250.00
738	POSTAGE-ADM					1,250.00	0.00	0.00	1,250.00
739	SUPPLIES-TECHNOLOGY**					0.00	0.00	0.00	0.00
740	TOTAL					12,350.00	742.37	1,893.75	9,713.88
741									
742	TRAVEL-SUPERINTENDENT					2,500.00	372.14	320.00	1,807.86
743	TRAVEL-TAX					200.00	0.00	0.00	200.00
744	TRAVEL-BUS OFF					500.00	0.00	320.00	180.00
745	TRAVEL-SCHOOL BOARD					5,000.00	3,028.53	0.00	1,971.47

	A	B	C	D	E	F	G	H	I
746	INSUR-SCHOOL BOARD					4,243.00	4,243.00	0.00	0.00
747	BONDING-TAX					250.00	250.00	0.00	0.00
748	BONDING-ADM					0.00	0.00	0.00	0.00
749	ELECTIONS					2,225.00	0.00	0.00	2,225.00
750	DUES-SUPERINTENDENT					500.00	0.00	0.00	500.00
751	DUES-SCHOOL BOARD					5,000.00	900.00	0.00	4,100.00
752	DUES-TAX COLLECTOR					250.00	55.00	0.00	195.00
753	DUES-SCHOOL WIDE					5,000.00	0.00	0.00	5,000.00
754	DUES-ADMIN OFFICE					500.00	0.00	0.00	500.00
755	MISC OPERATING-SUPERINTENDENT					750.00	0.00	0.00	750.00
756	MISC OPERATING-SCHOOL BOARD					2,500.00	135.01	0.00	2,364.99
757	MISC OPERATING-TAX OFFICE					500.00	0.00	0.00	500.00
758	MISC OPERATING-SCHOOL WIDE					4,000.00	0.00	0.00	4,000.00
759	MISC OPERATING-ADMIN					2,500.00	587.86	0.00	1,912.14
760	OTHER OPERATING COSTS-TAX REFUNDS					0.00	0.00	0.00	0.00
761	ADVER-TAX					500.00	0.00	0.00	500.00
762	ADVER-ADM					2,000.00	0.00	0.00	2,000.00
763	TECS FEES					0.00	0.00	0.00	0.00
764	TOTAL					38,918.00	9,571.54	640.00	28,706.46
765									
766	FURN/EQUIP					0.00	0.00	0.00	0.00
767	FURN/EQUIP-TECHNOLOGY**					0.00	0.00	0.00	0.00
768	TOTAL					0.00	0.00	0.00	0.00
769									
770	TOTAL GENERAL ADMINISTRATION					421,059.00	74,386.01	4,233.75	342,439.24
771									
772	<i>51-PLANT MAINTENANCE</i>								
773									
774	SUBSTITUTES					10,000.00	0.00	0.00	10,000.00
775	SALARIES					429,168.00	69,060.17	0.00	360,107.83
776	FIMM					6,033.00	902.03	0.00	5,130.97
777	HEALTH INSURANCE					56,992.00	8,306.60	0.00	48,685.40
778	WORKER'S COMPENSATION					2,960.00	0.00	0.00	2,960.00
779	TRS ON-BEHALF					0.00	0.00	0.00	0.00
780	UNEMPLOYMENT					888.00	464.55	0.00	423.45
781	TEACHER RETIREMENT/TRS CARE					3,465.00	364.83	0.00	3,100.17
782	PERSONAL DAYS					2,400.00	0.00	0.00	2,400.00
783	TOTAL					511,906.00	79,098.18	0.00	432,807.82
784									
785	BUILDING APPRAISAL					0.00	0.00	0.00	0.00
786	PRINTING					0.00	0.00	0.00	0.00
787	CONTRACTED SERVICES-PHYSICALS/DRUG					1,000.00	0.00	0.00	1,000.00
788	CONTRACTED SERVICES-FACILITIES					0.00	0.00	0.00	0.00
789	CONTRACTED SERVICES-EXTERMINATING					5,000.00	1,488.00	3,000.00	512.00
790	CONTRACTED SERVICES-GARBAGE					12,000.00	977.00	0.00	11,023.00
791	CONTRACTED SERVICES-ELECTRIC/HEAT					175,000.00	2,712.85	20,000.00	152,287.15
792	CONTRACTED SERVICES-LAWN MAINT					0.00	0.00	0.00	0.00
793	CONTRACTED SERVICES-GENERAL					25,000.00	1,627.60	14,675.00	8,697.40
794	CONTRACTED SERVICES-FOOTBALL/BASEBAL					20,000.00	0.00	3,000.00	17,000.00



	A	B	C	D	E	F	G	H	I
795	CONTRACTED SERVICES-GYM FLOORS					8,000.00	0.00	0.00	8,000.00
796	CONTRACTED SERVICES-SOUND SYS					10,000.00	3,075.02	6,500.00	424.98
797	CONTRACTED SERVICES-ROAD REPAIR					5,000.00	0.00	0.00	5,000.00
798	CONTRACTED SERVICES-FIRE EXT					5,000.00	0.00	0.00	5,000.00
799	CONTRACTED SERVICES-PLUMBING					10,000.00	0.00	3,000.00	7,000.00
800	CONTRACTED SERVICES-DST WIDE					47,500.00	0.00	0.00	47,500.00
801	CONTRACTED SERVICES-ROOFING					5,000.00	0.00	0.00	5,000.00
802	CONTRACTED SERVICES-TECHNOLOGY**					0.00	0.00	0.00	0.00
803	PHONE-HS					3,000.00	0.00	0.00	3,000.00
804	PHONE-MS					1,500.00	0.00	0.00	1,500.00
805	PHONE-PS					1,000.00	0.00	0.00	1,000.00
806	PHONE-ES					1,000.00	0.00	0.00	1,000.00
807	PHONE-ADM					1,500.00	0.00	0.00	1,500.00
808	PHONE-CAFETERIA					100.00	0.00	0.00	100.00
809	PHONE-SAC					0.00	0.00	0.00	0.00
810	PHONE-HEAD START					0.00	0.00	0.00	0.00
811	PHONE-BUS					2,800.00	252.61	0.00	2,547.39
812	PHONE-HS MEREDITH STADIUM					2,000.00	336.21	0.00	1,663.79
813	WATER					262,500.00	6,713.05	0.00	255,786.95
814	ELECTRICITY					45,000.00	44,394.84	0.00	605.16
815	GAS					45,000.00	736.99	0.00	44,263.01
816	CABLE INTERNET					4,000.00	0.00	0.00	4,000.00
817	TOTAL					697,900.00	62,314.17	50,175.00	585,410.83
818									
819	VEHICLE SUPPLIES					0.00	0.00	0.00	0.00
820	CUSTODIAL SUPPLIES					60,000.00	10,411.02	13,129.22	36,459.76
821	MAINT/GROUNDS SUPPLIES					50,000.00	4,964.96	7,325.00	37,710.04
822	SUPPLIES-TECHNOLOGY**					0.00	0.00	0.00	0.00
823	TOTAL					110,000.00	15,375.98	20,454.22	74,169.80
824									
825	TRAVEL-MAIT					0.00	0.00	0.00	0.00
826	PROPERTY INSUR					54,479.00	54,486.28	0.00	(7.28)
827	FEES-MAINT DEPT					500.00	0.00	0.00	500.00
828	TOTAL					54,979.00	54,486.28	0.00	492.72
829									
830	CAPITAL OUTLAY					0.00	0.00	0.00	0.00
831									
832	TOTAL PLANT MAINTENANCE					1,374,785.00	211,274.61	70,629.22	1,092,881.17
833									
834	<i>52-SECURITY &amp; MONITORING SERVICES</i>								
835									
836	CONT SERV-SECURITY-HS					3,000.00	1,690.00	0.00	1,310.00
837	CONT SERV-SECURITY-MS					500.00	0.00	0.00	500.00
838	CONT SERV-HS					675.00	137.25	0.00	537.75
839	CONT SERV-MS					675.00	137.25	0.00	537.75
840	CONT SERV-PS					675.00	137.25	0.00	537.75
841	CONT SERV-ES					675.00	137.25	0.00	537.75
842	TOTAL					6,200.00	2,239.00	0.00	3,961.00
843									

	A	B	C	D	E	F	G	H	I
844	SUPPLIES-HS					1,000.00	100.00	0.00	900.00
845	SUPPLIES-MS					1,000.00	100.00	0.00	900.00
846	SUPPLIES-PS					1,000.00	100.00	0.00	900.00
847	SUPPLIES-ES					1,000.00	100.00	0.00	900.00
848	TOTAL					4,000.00	400.00	0.00	3,600.00
849									
850	EQUIP-HS					0.00	0.00	0.00	0.00
851	EQUIP-MS					0.00	0.00	0.00	0.00
852	EQUIP-PS					0.00	0.00	0.00	0.00
853	EQUIP-ES					0.00	0.00	0.00	0.00
854	TOTAL					0.00	0.00	0.00	0.00
855									
856	TOTAL SECURITY & MONITORING					10,200.00	2,639.00	0.00	7,561.00
857									
858									
859									
						<i>53-DATA PROCESSING</i>			
860	SALARY/STIPEND					8,032.00	1,333.30	0.00	6,698.70
861	FIMM					116.00	18.64	0.00	97.36
862	HEALTH INSURANCE					440.00	73.26	0.00	366.74
863	WORKER'S COMPENSATION					50.00	0.00	0.00	50.00
864	TRS ON-BEHALF					0.00	0.00	0.00	0.00
865	UNEMPLOYMENT					15.00	8.36	0.00	6.64
866	TEACHER RETIREMENT/TRS CARE					124.00	20.49	0.00	103.51
867	PERSONAL DAYS					0.00	0.00	0.00	0.00
868	TOTAL					8,777.00	1,454.05	0.00	7,322.95
869									
870	CONTRACTED SERVICES-DISTRICT					20,000.00	0.00	0.00	20,000.00
871	CONT SERVICE-FINGERPRINTING					0.00	0.00	0.00	0.00
872	HARDWARE & SOFTWARE MAINT-HS					7,250.00	5,342.25	0.00	1,907.75
873	HARDWARE & SOFTWARE MAINT-MS					7,250.00	5,342.25	0.00	1,907.75
874	HARDWARE & SOFTWARE MAINT-PS					7,250.00	5,342.25	0.00	1,907.75
875	HARDWARE & SOFTWARE MAINT-ES					7,250.00	5,342.25	0.00	1,907.75
876	HARDWARE & SODTWARE MAINT-TAX					5,000.00	0.00	0.00	5,000.00
877	HARDWARE & SOFTWARE MAINT-ADM					14,000.00	13,029.00	0.00	971.00
878	TOTAL					68,000.00	34,398.00	0.00	33,602.00
879									
880	COMPUTER SUPPLIES-HS					500.00	312.64	0.00	187.36
881	COMPUTER SUPPLIES-MS					500.00	312.65	0.00	187.35
882	COMPUTER SUPPLIES-PS					500.00	312.64	0.00	187.36
883	COMPUTER SUPPLIES-ES					500.00	312.65	0.00	187.35
884	COMPUTER SUPPLIES-ADM					500.00	250.00	0.00	250.00
885	TOTAL					2,500.00	1,500.58	0.00	999.42
886									
887	TRAVEL					300.00	257.00	0.00	43.00
888	FEES/DUES					0.00	0.00	0.00	0.00
889	TOTAL					300.00	257.00	0.00	43.00
890									
891	COMPUTERS-HS					0.00	0.00	0.00	0.00
892	COMPUTERS-MS					0.00	0.00	0.00	0.00

	A	B	C	D	E	F	G	H	I
893	COMPUTERS-PS					0.00	0.00	0.00	0.00
894	COMPUTERS-ES					0.00	0.00	0.00	0.00
895	COMPUTERS-ADM					0.00	0.00	0.00	0.00
896	TOTAL					0.00	0.00	0.00	0.00
897									
898	TOTAL DATA PROCESSING					79,577.00	37,609.63	0.00	41,967.37
899									
900									
901									
902	CONTRACTED SERVICE-HS					1,357.00	0.00	0.00	1,357.00
903	CONTRACTED SERVICE-MS					1,357.00	0.00	0.00	1,357.00
904	CONTRACTED SERVICE-PS					1,357.00	0.00	0.00	1,357.00
905	CONTRACTED SERVICE-ES					1,357.00	0.00	0.00	1,357.00
906	TOTAL					5,428.00	0.00	0.00	5,428.00
907									
908	TOTAL COMMUNITY SERVICE					5,428.00	0.00	0.00	5,428.00
909									
910									
911									
912	FITNESS EQUIP-PRINCIPAL					0.00	0.00	0.00	0.00
913	FITNESS EQUIP-INTEREST					0.00	0.00	0.00	0.00
914	TOTAL					0.00	0.00	0.00	0.00
915									
916	TOTAL DEBT SERVICE					0.00	0.00	0.00	0.00
917									
918									
919									
920	FACILITY PLANNING					0.00	0.00	0.00	0.00
921	CONT SERVICES-TECHNOLOGY-MS**					0.00	0.00	0.00	0.00
922	CONT SERVICES-TECHNOLOGY-PS**					0.00	0.00	0.00	0.00
923	CONT SERVICES-TECHNOLOGY-ES**					0.00	0.00	0.00	0.00
924	CONT SERVICES-TECHNOLOGY-ADM**					0.00	0.00	0.00	0.00
925	CONT SERVICES-TECHNOLOGY-DST**					0.00	0.00	0.00	0.00
926	TOTAL					0.00	0.00	0.00	0.00
927									
928	SUPPLIES-STADIUM/TRACK					0.00	0.00	3,158.00	(3,158.00)
929	TOTAL					0.00	0.00	3,158.00	(3,158.00)
930									
931	LAND PURCHASE					0.00	0.00	0.00	0.00
932	FEES-LAND PURCHASE					0.00	0.00	0.00	0.00
933	BUILDING CONSTRUCTION-MS/PS ROOF					100,000.00	0.00	0.00	100,000.00
934	BUILDING CONSTRUCTION-HS/ES RENNOV					0.00	0.00	0.00	0.00
935	BUILDING CONSTRUCTION-BB/SB COMPLEX					0.00	0.00	0.00	0.00
936	BUILDING CONSTRUCTION-STADIUM TRACK					136,553.00	0.00	136,553.00	0.00
937	BUILDING CONSTRUCTION-FIELDHOUSE					0.00	0.00	0.00	0.00
938	FURN/EQUIP-TECHNOLOGY-DST**					0.00	0.00	0.00	0.00
939	TOTAL					236,553.00	0.00	136,553.00	100,000.00
940									
941	TOTAL FACILITIES & CONSTRUCTION					236,553.00	0.00	139,711.00	96,842.00

	A	B	C	D	E	F	G	H	I
942									
943	<i>93-PAYMENTS TO MEMBER DISTRICTS/FISCAL AGENTS</i>								
944									
945	SSA-SUPERNET II					9,471.00	0.00	0.00	9,471.00
946	SSA-SPECIAL EDUCATION					366,911.00	81,535.76	0.00	285,375.24
947	SSA-RUS-DLT GRANT					0.00	0.00	0.00	0.00
948									
949	<u>TOTAL PAYMENTS TO MEMBER DISTRICTS</u>					376,382.00	81,535.76	0.00	294,846.24
950									
951	<i>99-OTHER INTERGOVERNMENTAL CHARGES</i>								
952									
953	<u>APPRAISAL DISTRICT</u>					120,821.00	0.00	0.00	120,821.00
954									
955	<u>TOTAL OTHER INTERGOVERNMENTAL</u>					120,821.00	0.00	0.00	120,821.00
956									
957									
958	<b>TOTAL OPERATING BUDGET</b>					12,999,506.00	1,497,343.77	955,755.74	10,546,406.49
959									
960									
961	<b>EDUCATION FOR JOBS</b>								
962	287								
963									
964	<i>11-INSTRUCTION</i>								
965									
966	SALARIES					0.00	0.00	0.00	0.00
967	FIMM					0.00	0.00	0.00	0.00
968	HEALTH INSURANCE					0.00	0.00	0.00	0.00
969	TEACHER RETIREMENT/TRS CARE					0.00	0.00	0.00	0.00
970	PERSONAL DAYS					0.00	0.00	0.00	0.00
971	TOTAL					0.00	0.00	0.00	0.00
972									
973	INSTRUCTIONAL SUPPLIES-HS					0.00	0.00	0.00	0.00
974									
975	FEES/DUES-HS					0.00	0.00	0.00	0.00
976									
977	FURN/EQUIP-HS					0.00	0.00	0.00	0.00
978									
979	<u>TOTAL INSTRUCTION</u>					0.00	0.00	0.00	0.00
980									
981									
982	<i>21-INSTRUCTION LEADERSHIP</i>								
983	PAYROLL					0.00	0.00	0.00	0.00
984									
985	FEES/DUES-HS					0.00	0.00	0.00	0.00
986									
987	<u>TOTAL STAFF DEVELOPMENT</u>					0.00	0.00	0.00	0.00
988									
989									
990	<i>93-PAYMENTS TO MEMBERS DISTRICTS/FISCAL AGENT</i>								

	A	B	C	D	E	F	G	H	I
991	SSA-SPECIAL ED COOP					0.00	0.00	0.00	0.00
992									
993	TOTAL PAYMENTS TO FISCAL AGENTS					0.00	0.00	0.00	0.00
994									
995	TOTAL EDUCATION JOBS					0.00	0.00	0.00	0.00
996									
997									
998	TECHNOLOGY ALLOTMENT								
999	411								
1000									
1001									
1002	CONTRACTED SERVICES					0.00	0.00	0.00	0.00
1003						0.00	0.00	0.00	0.00
1004	TOTAL								
1005	TECHNOLOGY SUPPLIES-HS					0.00	0.00	0.00	0.00
1006	TECHNOLOGY SUPPLIES-MS					0.00	0.00	0.00	0.00
1007	TECHNOLOGY SUPPLIES-PS					0.00	0.00	0.00	0.00
1008	TECHNOLOGY SUPPLIES-ES					0.00	0.00	0.00	0.00
1009						0.00	0.00	0.00	0.00
1010	TOTAL								
1011	COMPUTER/EQUIPMENT-HS					0.00	0.00	0.00	0.00
1012	COMPUTER/EQUIPMENT-MS					0.00	0.00	0.00	0.00
1013	COMPUTER/EQUIPMENT-PS					0.00	0.00	0.00	0.00
1014	COMPUTER/EQUIPMENT-ES					0.00	0.00	0.00	0.00
1015	EQUIP/DISTRICT WIDE					0.00	0.00	0.00	0.00
1016						0.00	0.00	0.00	0.00
1017	TOTAL								
1018	TOTAL INSTRUCTION					0.00	0.00	0.00	0.00
1019									
1020									
1021									
1022	CONTRACTED SERVICES-HS					0.00	0.00	0.00	0.00
1023									
1024	SUPPLIES-HS					0.00	0.00	0.00	0.00
1025									
1026	FURN/EQUIP-HS					0.00	0.00	0.00	0.00
1027									
1028	TOTAL INSTRUCTIONAL RESOURCES					0.00	0.00	0.00	0.00
1029									
1030									
1031									
1032	PAYROLL COSTS					0.00	0.00	0.00	0.00
1033									
1034	TRAVEL					0.00	0.00	0.00	0.00
1035	FEES/DUES					0.00	0.00	0.00	0.00
1036						0.00	0.00	0.00	0.00
1037	TOTAL								
1038	TOTAL CURRICULUM AND INSTRUCTIONAL					0.00	0.00	0.00	0.00
1039									

	A	B	C	D	E	F	G	H	I
1040									
1041						<b>21-INSTRUCTIONAL LEADERSHIP</b>			
1042	CONTRACTED SERVICES					0.00	0.00	0.00	0.00
1043						0.00	0.00	0.00	0.00
1044	TOTAL								
1045	TOTAL TECHNOLOGY ALLOTMENT					0.00	0.00	0.00	0.00
1046									
1047									
1048	DEBT SERVICE FUND								
1049	599								
1050									
1051	BONDS					0.00	0.00	0.00	0.00
1052	INTEREST					0.00	0.00	0.00	0.00
1053	FEES					0.00	0.00	0.00	0.00
1054						0.00	0.00	0.00	0.00
1055	TOTAL								
1056	TOTAL DEBT SERVICE					0.00	0.00	0.00	0.00
1057									
1058									
1059	<b>TOTAL OPERATING FUND, TECHNOLOGY,</b>								
1060	<b>HIGH SCHOOL ALLOTMENT, DEBT SERVICE</b>					12,999,506.00	1,497,343.77	955,755.74	10,546,406.49
1061									
1062									
1063	***TECHNOLOGY EXPENSES TO BE								
1064	FUNDED					415,000.00	7,382.74	0.00	407,617.26
1065									
1066									
1067	REFERENCE GUIDE								
1068									
1069	HS					ST COMP		STATE COMPENSATORY	
1070	MS	HIGH SCHOOL				ESL		ENGLISH/SPANISH LANGUAGE	
1071	PS	MIDDLE SCHOOL				VOC		VOCATIONAL EDUCATION	
1072	ES	PRIMARY SCHOOL				G/T		GIFTED/TALENTED EDUCATION	
1073	ADM	ELEMENTARY SCHOOL				SP ED		SPECIAL EDUCATION	
1074		ADMINISTRATION							
1075									
1076									
1077									
1078									
1079	<b>199-GENERAL FUND</b>								
1080						BUDGETED	RECEIVED		BALANCE
1081	TAXES-CURRENT YEAR					6,074,416.00	240,214.82		5,834,201.18
1082	TAXES-PRIOR YEAR					24,500.00	25,903.09		-1,403.09
1083	TAXES-PENALTIES					100,000.00	6,883.17		93,116.83
1084	TAXES-INTEREST					0.00	0.00		0.00
1085	DRIVER EDUCATION TUITION					0.00	0.00		0.00
1086	TUITION-SUMMER SCHOOL					0.00	0.00		0.00
1087	EARNING FROM PERMANENT INVESTMENTS					4,200.00	0.00		4,200.00
1088	EARNING FROM TEMPORARY INVESTMENTS					32,300.00	6,464.97		25,835.03
1089	RENTAL OF FACILITIES					3,250.00	0.00		3,250.00

**MINEOLA INDEPENDENT SCHOOL DISTRICT**

**2012-2013 REVENUE**

	A	B	C	D	E	F	G	H	I
1090	GIFTS/BEQUESTS-MEREDITH-					0.00	187,451.26		-187,451.26
1091	GIFTS/BEQUESTS-MEREDITH-HS BAND					0.00	0.00		0.00
1092	GIFTS/BEQUESTS-HS WEIGHT ROOM					0.00	0.00		0.00
1093	GIFTS/BEQUESTS-MEREDITH-ES PLAYG					0.00	0.00		0.00
1094	GIFTS/BEQUESTS					0.00	0.00		0.00
1095	INSURANCE RECOVERY					0.00	0.00		0.00
1096	ATHLETIC ACTIVITY					51,250.00	36,316.65		14,933.35
1097	MISC REVENUE-FISCAL AGENT FEE					52,000.00	0.00		52,000.00
1098	TAXES-CED					0.00	0.00		0.00
1099	MISC REVENUE-LOCAL SOURCES					21,500.00	1,401.01		20,098.99
1100	CITY OF MINEOLA					6,500.00	0.00		6,500.00
1101	HEAD START REIMBURSEMENT					99,000.00	19,758.52		79,241.48
1102						6,468,916.00	524,393.49		5,944,522.51
1103	TOTAL								
1104	PER CAPITA					553,561.00	63,999.00		489,562.00
1105	STATE FOUNDATION					5,358,517.00	2,159,772.00		3,198,745.00
1106	SAFE SCHOOL-RIDER 59					0.00	0.00		0.00
1107	TRS ON BEHALF					490,777.00	0.00		490,777.00
1108						6,402,855.00	2,223,771.00		4,179,084.00
1109	TOTAL								
1110	TRANSFER IN					0.00	0.00		0.00
1111									
1112	SALE OF PROPERTY					0.00	0.00		0.00
1113									
1114	TOTAL OPERATING REVENUE					12,871,771.00	2,748,164.49		10,123,606.51
1115									
1116	287-EDUCAION JOBS								
1117									
1118	STATE OF TEXAS					0.00	0.00	0.00	0.00
1119									
1120	TOTAL-EDUCATION JOBS					0.00	0.00	0.00	0.00
1121									
1122	411-TECHNOLOGY								
1123									
1124	STATE OF TEXAS					0.00	0.00	0.00	0.00
1125									
1126	TOTAL TECHNOLOGY REVENUE					0.00	0.00	0.00	0.00
1127									
1128	599-DEBT SERVICE								
1129									
1130	TAXES-CURRENT					0.00	0.00		0.00
1131	TAXES-PRIOR YEARS					0.00	0.00		0.00
1132	TAXES-PENALTIES					0.00	0.00		0.00
1133	TAXES-INTEREST					0.00	0.00		0.00
1134	EARNINGS FROM TEMPORARY INVESTMENTS					0.00	0.00		0.00
1135						0.00	0.00		0.00
1136	TOTAL								
1137	STATE REVENUE-TEA					0.00	0.00		0.00
1138									

	A	B	C	D	E	F	G	H	I
1139	<b>TOTAL DEBT SERVICE REVENUE</b>					0.00	0.00		0.00
1140									
1141	<b>TOTAL OPERATING-TECHNOLOGY</b>								
1142	<b>AND DEBT SERVICE REVENUE</b>					12,871,771.00	2,748,164.49	0.00	10,123,606.51
1143									






**TEXPOOL  
PORTFOLIO SUMMARY  
ACTIVITY FOR MONTH ENDING  
October 31, 2012**

**LOCAL MAINTENANCE**

<i>Investments</i>	<i>Cost</i>	<i>Market</i>	<i>Ratio</i>	<i>Interest Rate</i>
Beginning of period	27,199.98	27,199.98	100.00%	0.17%
Deposits	0.00			
Withdrawals	0.00			
Interest accrued	3.84			
End of Period	27,203.82	27,203.82	100.00%	0.17%

This report is in compliance with the investment strategies as approved by the Public Funds Investment Act

Investment Officer




**TEXPOOL  
PORTFOLIO SUMMARY  
ACTIVITY FOR MONTH ENDING  
October 31, 2012**

**FOOD SERVICE**

<i>Investments</i>	<i>Cost</i>	<i>Market</i>	<i>Ratio</i>	<i>Interest Rate</i>
Beginning of period	17,516.02	17,516.02	100.00%	0.17%
Deposits	0.00			
Withdrawals	0.00			
Interest accrued	2.49			
End of Period	17,518.51	17,518.51	100.00%	0.17%

This report is in compliance with the investment strategies as approved by the Public Funds Investment Act

  
\_\_\_\_\_  
Investment Officer

**TEXPOOL  
PORTFOLIO SUMMARY  
ACTIVITY FOR MONTH ENDING  
October 31, 2012**

**INTEREST & SINKING**

<i>Investments</i>	<i>Cost</i>	<i>Market</i>	<i>Ratio</i>	<i>Interest Rate</i>
Beginning of period	107,001.09	107,001.09	100.00%	0.17%
Deposits	0.00			
Withdrawals	0.00			
Interest accrued	15.03			
End of Period	107,016.12	107,016.12	100.00%	0.17%

This report is in compliance with the investment strategies as approved by the Public Funds Investment Act


  
\_\_\_\_\_  
Investment Officer

**TEXPOOL  
PORTFOLIO SUMMARY  
ACTIVITY FOR MONTH ENDING  
October 31, 2012**

**WORKERS COMPENSATION**

<i>Investments</i>	<i>Cost</i>	<i>Market</i>	<i>Ratio</i>	<i>Interest Rate</i>
Beginning of period	486,218.73	486,218.73	100.00%	0.17%
Deposits	0.00			
Withdrawals	1,456.00			
Interest accrued	68.31			
End of Period	484,831.04	484,831.04	100.00%	0.17%

This report is in compliance with the investment strategies as approved by the Public Funds Investment Act


  
Investment Officer

**TEXPOOL  
PORTFOLIO SUMMARY  
ACTIVITY FOR MONTH ENDING  
October 31, 2012**

**DAN PEACOCK TRUST**

<i>Investments</i>	<i>Cost</i>	<i>Market</i>	<i>Ratio</i>	<i>Interest Rate</i>
Beginning of period	16,075.56	16,075.56	100.00%	0.17%
Deposits	0.00			
Withdrawals	0.00			
Interest accrued	2.24			
End of Period	16,077.80	16,077.80	100.00%	0.17%

This report is in compliance with the investment strategies as approved by the Public Funds Investment Act

  
Investment Officer

**TEXPOOL  
PORTFOLIO SUMMARY  
ACTIVITY FOR MONTH ENDING  
October 31, 2012**

**G. W. ENGLISH TRUST**

<i>Investments</i>	<i>Cost</i>	<i>Market</i>	<i>Ratio</i>	<i>Interest Rate</i>
Beginning of period	235,682.29	235,682.29	100.00%	0.17%
Deposits	0.00			
Withdrawals	0.00			
Interest accrued	33.15			
End of Period	235,715.44	235,715.44	100.00%	0.17%

This report is in compliance with the investment strategies as approved by the Public Funds Investment Act

  
Investment Officer

**MINEOLA COMMUNITY BANK  
PORTFOLIO SUMMARY  
ACTIVITY FOR MONTH ENDING  
October 31, 2012**

**JUDGE TRUST**

<i>Investments</i>	<i>Cost</i>	<i>Market</i>	<i>Ratio</i>	<i>Interest Rate</i>
Beginning of period				
CD	18,000.00	18,000.00	100.00%	0.60%
CD	24,329.52	24,329.52	100.00%	1.10%
CD	26,814.59	26,814.59	100.00%	0.75%
SAVINGS ACCT	3,256.53	3,256.53	100.00%	0.25%
Deposits	193.66			
Withdrawals	0.00			
Quarterly Interest	0.00			
End of Period				
CD	18,000.00	18,000.00	100.00%	0.60%
CD	24,329.52	24,329.52	100.00%	1.10%
CD	26,814.59	26,814.59	100.00%	0.75%
SAVINGS ACCT	3,450.19	3,450.19	100.00%	0.25%

This report is in compliance with the investment strategies as approved by the Public Funds Investment Act

  
Investment Officer




**PORTFOLIO SUMMARY**  
**ACTIVITY FOR MONTH ENDING**  
*October 31, 2012*

**CERTIFICATE OF DEPOSIT/SAVINGS**

<i>Investments</i>	<i>Cost</i>	<i>Market</i>	<i>Ratio</i>	<i>Interest Rate</i>
Beginning of period	8,229,388.91	8,229,388.91	100.00%	
Deposits	452,559.51			
Withdrawals	0.00			
End of period	8,681,948.42	8,681,948.42		
Interest Accrued	7,577.55			
End of Period				
<b>Bank Texas</b>				
CD # 8025567	260,195.70	260,195.70	100.00%	0.80%
<b>Bank Texas</b>				
CD # 8025872	1,040,776.96	1,040,776.96	100.00%	0.65%
<b>First National Bank-Gilmer in Mineola</b>				
CD # 1005229	237,728.41	237,728.41	100.00%	0.75%
<b>Mineola Community</b>				
CD # 01-00542339-9	158,034.00	158,034.00	100.00%	0.75%
<b>Capital One</b>				
Savings #3830656862	6,784,085.21	6,784,085.21	100.00%	0.40%
<b>City National Bank</b>				
CD #10305497	201,128.14	201,128.14	100.00%	0.75%

This report is in compliance with the investment strategies as approved by the Public Funds Investment Act

  
 \_\_\_\_\_  
 Investment Officer



MISD District Improvement Fund	85,227.69	
Head Start	444.50	
District Lost Book Account	17,675.68	
<b>TOTAL</b>		103,347.87
<b>Mineola Primary School</b>		
Advisory Council	13,258.24	
Yearbooks	3,476.42	
Box Tops	4,075.12	
Flower Fund	1,054.02	
Library Fund	1,397.81	
T-Shirts	2,662.57	
Teacher Gifts	9,950.78	
Title I Book Acct	275.00	
School Vending	1,823.94	
Benevolent Fund	11,419.91	
Lounge Vending	280.09	
<b>TOTAL</b>		49,673.90
<b>Mineola Elementary School</b>		
Teacher Gifts	5,280.08	
School Annual	1,774.61	
Benevolent Fund	1,479.59	
Advisory Council	4,383.84	
Flower Fund	479.89	
Library Fund	2,834.26	
Lounge Vending	181.75	
Summer PE Program	0.00	
School Vending	13,447.27	
P. E./Summer Fun Camp	0.00	
Kiwanis Kids	2,204.51	
<b>TOTAL</b>		32,065.80
<b>Mineola Middle School</b>		
AVID	462.40	
Band Fund	661.21	
Athletics	155.01	
Volleyball	287.00	
Flower Fund	192.49	
Jacket Jazz	176.67	
Advisory Council	1,523.17	
Choir	151.44	
MS Cheerleaders	4,989.41	
MS Yearbook	2,577.92	
Crime Stoppers	485.00	
Junior Honor Society	498.49	
Communities in Schools	775.98	
Athletic Boosters	614.90	
Library Fund	544.52	
Lounge Vending	548.97	
FCA-MS	2,831.65	
Builder's Club	816.05	
School Vending	3,330.18	
Benevolent Fund	8,094.74	
Science Club	1,456.80	
Student Council	379.00	
<b>TOTAL</b>		31,553.00

**Mineola High School**

Art	1,000.00	
Auto Mechanics	692.69	
Anchor Club	60.81	
Crime Stoppers	224.62	
Annual Staff	4,650.42	
Athletic Vending	10,404.53	
Athletic Equipment Donations	1,357.28	
Band Fund	592.61	
Business Club	0.00	
Band Trip Fund	2,860.51	
D. E. C. A.	272.78	
Fellowship of Christian Athletes	1,737.23	
Future Farmers of America	9,034.78	
Future Homemakers of America	179.89	
Class of 2016	807.00	
Benevolent Fund	2,716.89	
Testing/Tuition	2,739.45	
Lounge Vending	1,291.77	
Student Technoloty Assoc	69.87	
Choir	26.00	
Class of 2014	3,402.86	
Key Club	(277.04)	
Library Fund	990.78	
CIS-Go Center	499.57	
Junior Historians	580.71	
National Honor Society	362.38	
Nature Trail	1,047.10	
PAL'S	159.43	
Project Graduation	1,539.51	
H. S. Players/Drama	3,997.98	
Flower Fund	1,183.05	
Student Council	236.59	
Scholarship Fund	11,313.00	
Class of 2015	960.00	
Spanish Club	252.58	
Class of 2013	7,987.48	
Slot Car Racing	4,945.46	
HS Volleyball	0.00	
Varsity Cheerleaders	2,120.57	
AVID	223.82	
School Vending	3,358.46	
<b>TOTAL</b>		<b>85,603.42</b>

**WOOD COUNTY SPECIAL EDUCATION SSA**


Activity Fund	365.02	
<b>TOTAL</b>		<b>365.02</b>

**TEXPOOL  
PORTFOLIO SUMMARY  
ACTIVITY FOR MONTH ENDING  
October 31, 2012**

**WOOD COUNTY SPECIAL EDUCATION SHARED SERVICES ARRANGEMENT**

<i>Investments</i>	<i>Cost</i>	<i>Market</i>	<i>Ratio</i>	<i>Interest Rate</i>
Beginning of period	15,374.17	15,374.17	100.00%	0.17%
Deposits	0.00			
Withdrawals	0.00			
Interest accrued	2.18			
End of Period	15,376.35	15,376.35	100.00%	0.17%

This report is in compliance with the investment strategies as approved by the Public Funds Investment Act


  
Investment Officer

**TEXPOOL  
PORTFOLIO SUMMARY  
ACTIVITY FOR MONTH ENDING  
October 31, 2012**

**WOOD COUNTY SPECIAL EDUCATION SHARED SERVICES ARRANGEMENT  
WORKER'S COMPENSATION**

<i>Investments</i>	<i>Cost</i>	<i>Market</i>	<i>Ratio</i>	<i>Interest Rate</i>
Beginning of period	20,079.07	20,079.07	100.00%	0.17%
Deposits	0.00			
Withdrawals	93.00			
Interest accrued	2.82			
End of Period	19,988.89	19,988.89	100.00%	0.17%

This report is in compliance with the investment strategies as approved by the Public Funds Investment Act


  
Investment Officer

**CAPITAL ONE BANK  
PORTFOLIO SUMMARY  
ACTIVITY FOR MONTH ENDING  
October 31, 2012**

**WOOD COUNTY SPECIAL EDUCATION SHARED SERVICES ARRANGEMENT**

<i>Investments</i>	<i>Cost</i>	<i>Market</i>	<i>Ratio</i>	<i>Interest Rate</i>
Beginning of period	474,347.24	474,347.24	100.00%	0.30%
Deposits	0.00			
Withdrawals	0.00			
Interest accrued	120.55			
End of Period	474,467.79	474,467.79	100.00%	0.30%

This report is in compliance with the investment strategies as approved by the Public Funds Investment Act

  
Investment Officer





BANK: 01 LOCAL MAINTENANCE

CHECK TYPE	CHECK NUMBER	CHECK DATE	CHECK AMOUNT	REMITTED TO
SYST	59809	10-16-2012	105.00	8722 RON EDWARDS - <i>GAME OFFICIAL</i>
SYST	59810	10-16-2012	265.98	8442 RUSH BUS CENTERS - <i>TRANSPORTATION</i>
SYST	59811	10-16-2012	104.85	3785 SAFETY-KLEEN SYSTEMS, INC - <i>TRANSPORTATION</i>
SYST	59812	10-16-2012	959.15	5356 SAM'S CLUB DIRECT - <i>HOME ECO</i>
SYST	59813	10-16-2012	297.64	6768 SCHOLASTIC BOOK FAIR - <i>MS LIBRARY</i>
SYST	59814	10-16-2012	230.91	4555 SCHOLASTIC INC - <i>KINDERGARTEN</i>
SYST	59815	10-16-2012	468.60	724 SCHOOL SPECIALTY, INC - <i>ESL, 5th G, MS OFFICE</i>
SYST	59816	10-16-2012	66.30	1486 SHERWIN-WILLIAMS - <i>MAINTENANCE</i>
SYST	59817	10-16-2012	146.61	9047 SHIRLEY ROSE - <i>GAME OFFICIAL</i>
SYST	59818	10-16-2012	248.18	1137 SPECTRUM CORPORATION - <i>MAINTENANCE</i>
SYST	59819	10-16-2012	60.00	8453 STEVE RALEY - <i>GAME SECURITY</i>
SYST	59820	10-16-2012	38.36	2013 STORY-WRIGHT INC - <i>Ed Computer Lab</i>
SYST	59821	10-16-2012	1,001.49	6883 SUBWAY - <i>ATHLETIC MEAL</i>
SYST	59822	10-16-2012	450.00	5751 TASBO - <i>BJORK</i>
SYST	59823	10-16-2012	1,582.00	8119 TCEA - <i>Williams, Goodson, Smith, Hawkins, Witt, Wedding</i>
SYST	59824	10-16-2012	408.00	774 TEXAS DEPT OF PUBLIC SAFETY - <i>CRIMINAL HISTORY AUG</i>
SYST	59825	10-16-2012	275.00	9379 TEXAS TENNIS COACHES ASSOCIATION - <i>VANDOVER</i>
SYST	59826	10-16-2012	1,488.00	9211 THE FIRE ANT MAN - <i>MAINTENANCE</i>
SYST	59827	10-16-2012	807.48	6383 THE PLAYWELL GROUP - <i>MAINTENANCE</i>
SYST	59828	10-16-2012	60.00	8454 TONY GILBREATH - <i>GAME SECURITY</i>
SYST	59829	10-16-2012	70.00	7465 TREASURE REWARDS - <i>PS COUNSELOR</i>
SYST	59830	10-16-2012	663.90	3695 TUNE IN - <i>ES U/L</i>
SYST	59831	10-16-2012	2,210.59	801 UNIVERSAL TIME EQUIPMENT COMPANY - <i>MAINTENANCE</i>
SYST	59832	10-16-2012	710.00	2793 UNIVERSITY OF TEXAS AT AUSTIN - <i>ST BASKETBALL TOURNAMENT</i>
SYST	59833	10-16-2012	528.81	805 US GAMES - <i>ES PE</i>
SYST	59834	10-16-2012	387.00	7733 VAN ISD - <i>Football PRE-SALE</i>
SYST	59835	10-16-2012	820.43	6290 VICTORY SOUND COMMUNICATIONS, INC - <i>MAINTENANCE</i>
SYST	59836	10-16-2012	914.00	807 VISUAL TECHNIQUES, INC - <i>TECHNOLOGY SUPPLY</i>
SYST	59837	10-16-2012	477.39	822 WAL-MART STORES TEXAS, LLC - <i>MS SCIENCE, ATHLETICS, MS SCIENCE, MAINTENANCE</i>
SYST	59838	10-16-2012	52.50	7462 WALRAVEN BOOK COVER COMPANY LLC - <i>MS, MS</i>
SYST	59839	10-16-2012	98.85	8467 WILLIAM AUSTIN DAVIS - <i>GAME OFFICIAL</i>
SYST	59840	10-16-2012	60.00	4303 WILLIAM BJORK - <i>GAME WORKER</i>
SYST	59841	10-16-2012	40,767.88	837 WOOD COUNTY SPECIAL EDUCATION SSA - <i>Monthly SpEd Coop</i>
OFFC	59842	10-17-2012	100.00	8030 EAST TEXAS LIBRARY SUMMIT - <i>PETERSEN, STUART, PETERSEN, Leibowitz</i>
OFFC	59843	10-18-2012	570.49	571 CENTERPOINT ENERGY RESOURCES CORP - <i>GAS</i>
OFFC	59844	10-22-2012	19,795.30	745 AEP SOUTHWESTERN ELECTRIC POWER - <i>ELECTRIC</i>
OFFC	59846*	10-22-2012	30.00	822 WAL-MART STORES TEXAS, LLC - <i>MAINTENANCE</i>
SYST	59847	10-31-2012	90.75	9109 AMERI-TEX SERVICES - <i>ATHLETIC</i>
SYST	59848	10-31-2012	70.00	5021 ANGELA SAVALLO - <i>GAME OFFICIAL</i>
SYST	59849	10-31-2012	4,293.50	1130 APPLE, INC - <i>COUNSELOR, ATHLETICS, MS LIBRARY, Technology</i>
SYST	59850	10-31-2012	750.00	9381 ARROW EDUCATIONAL SERVICES, INC - <i>Fuller, WARD, ALLEN, SIMMONS, SAGER, STEPHENS</i>
SYST	59851	10-31-2012	47.40	7333 ASW ENTERPRISES - <i>MS U/L</i>
SYST	59852	10-31-2012	60.00	7245 BASILIO FIERRO - <i>GAME SECURITY</i>
SYST	59853	10-31-2012	350.00	5825 BIG SANDY ISD - <i>BASKETBALL</i>
SYST	59854	10-31-2012	200.00	1114 BROWNSBORO I.S.D. - <i>PRE-SALE FOOTBALL</i>
SYST	59855	10-31-2012	500.00	3149 BUDGET BUSINESS SYSTEMS - <i>ATHLETIC</i>
SYST	59856	10-31-2012	130.00	6193 CHAMAR LONDON - <i>GAME WORKER</i>
SYST	59857	10-31-2012	87.03	1329 CHEVRON - <i>VO Ag</i>

BANK: 01 LOCAL MAINTENANCE

TYPE	CHECK NUMBER	CHECK DATE	CHECK AMOUNT	REMITTED TO
SYST	59858	10-31-2012	116.61	8674 CHRIS MCGOWAN - GAME OFFICIAL
SYST	59859	10-31-2012	3,259.44	549 CITY OF MINEOLA - WATER
SYST	59860	10-31-2012	20.00	9327 CLAYTON HARRIS - GAME WORKER
SYST	59861	10-31-2012	75.00	6355 CLINT ERICKSON - GAME WORKER
SYST	59862	10-31-2012	10.00	9326 CODI SMITH - GAME WORKER
SYST	59863	10-31-2012	518.80	4447 COMPUTERLAND NETWORK TECHNOLOGIES - AEP/SAC
SYST	59864	10-31-2012	215.86	954 DAIRY QUEEN - ATHLETIC MEALS
SYST	59865	10-31-2012	110.00	5364 DAIRY QUEEN - ATHLETIC MEALS
SYST	59866	10-31-2012	130.00	7741 DAVID SINCHES - GAME WORKER
SYST	59867	10-31-2012	50.00	7282 DAVID STEVENSON - GAME WORKER
SYST	59868	10-31-2012	30.00	6108 DEBBIE TAYLOR - GAME WORKER
SYST	59869	10-31-2012	60.00	1055 DOROTHY CULVER - GAME WORKER
SYST	59870	10-31-2012	100.00	7468 DUSTY W COOK - GAME SECURITY
SYST	59871	10-31-2012	980.00	8538 ECAMPUS SYSTEMS - NIMS TARDY SYSTEM
SYST	59872	10-31-2012	200.00	1412 EDGEWOOD ISD - BASKETBALL
SYST	59873	10-31-2012	85.00	9386 GREG SAYLOR - GAME OFFICIAL
SYST	59874	10-31-2012	1,222.50	9347 INTREPID SPORTSWEAR - BASKETBALL
SYST	59875	10-31-2012	60.00	5772 JANET HOUSEHOLDER - GAME WORKER
SYST	59876	10-31-2012	75.00	5558 JANNIE BLACKWELL - GAME WORKER
SYST	59877	10-31-2012	60.00	8901 JASON GOODSON - GAME SECURITY
SYST	59878	10-31-2012	119.40	9387 JOHN CANNON - GAME OFFICIAL
SYST	59879	10-31-2012	50.00	9389 JOHN DEEL - GAME OFFICIAL
SYST	59880	10-31-2012	43.60	1475 JOHN DEERE FINANCIAL - MAINTENANCE
SYST	59881	10-31-2012	50.00	6894 JOHN T. VANDOVER - GAME SECURITY
SYST	59882	10-31-2012	85.00	7989 JOHNNY STONE - GAME OFFICIAL
SYST	59883	10-31-2012	20.00	9388 JUDI HARRIS - GAME WORKER
SYST	59884	10-31-2012	100.00	9117 JUSTIN HARRISON - GAME SECURITY
SYST	59885	10-31-2012	30.00	8483 KELSEY NARRAMORE - GAME WORKER
SYST	59886	10-31-2012	78.85	9390 KEVIN MOYERS - GAME OFFICIAL
SYST	59887	10-31-2012	150.00	8273 LADY VANDAL BASKETBALL - BASKETBALL
SYST	59888	10-31-2012	123.43	1526 LAKESHORE LEARNING MATERIALS - KINDERGARTEN
SYST	59889	10-31-2012	939.80	9259 LEGO EDUCATION - HS SCIENCE
SYST	59890	10-31-2012	50.00	5086 MACK TUCK - GAME WORKER
SYST	59891	10-31-2012	100.00	8734 MARK SIMMONS - GAME OFFICIAL
SYST	59892	10-31-2012	3,248.16	4649 MCGRAW-HILL COMPANIES - PS READING
SYST	59893	10-31-2012	1,519.87	7405 MENTORING MINDS - 3RD G
SYST	59894	10-31-2012	100.00	5793 MICHELE BRADSHAW - GAME OFFICIAL
SYST	59895	10-31-2012	112.20	8194 MIKE BROWNING - GAME OFFICIAL
SYST	59896	10-31-2012	100.00	8733 MIKE SIMMONS - GAME OFFICIAL
SYST	59897	10-31-2012	4,377.00	8076 MINEOLA ISD TAX COLLECTOR - AUTO TAX PYMTS
SYST	59898	10-31-2012	50.00	5622 MITCHELL TUCK - GAME WORKER
SYST	59899	10-31-2012	273.75	5407 NANCY ARMSTRONG - GAME WORKER
SYST	59900	10-31-2012	114.43	9068 PAIGE WILT - GAME OFFICIAL
SYST	59901	10-31-2012	52.90	5425 PAT QUATTLEBAUM - REIMBURSE
SYST	59902	10-31-2012	88.00	1714 PATTY HAWKINS - REIMBURSE
SYST	59903	10-31-2012	150.00	688 PITNEY BOWES - ADMIN
SYST	59904	10-31-2012	84.83	3621 PIZZA HUT - ATHLETIC MEALS
SYST	59905	10-31-2012	999.70	2324 PRECISION BUSINESS MACHINES, INC. - MD OFFICE

BANK: 01 LOCAL MAINTENANCE

TYPE	CHECK NUMBER	CHECK DATE	CHECK AMOUNT	REMITTED TO
OFFC	59713	10-15-2012	500.00	6928 JIM OLIVER - <i>BAND MEAL</i>
SYST	59714	10-16-2012	140.96	6085 ACE HARDWARE - <i>MAINTENANCE</i>
SYST	59715	10-16-2012	330.12	3815 ADVENTURES IN LEARNING - <i>STAG Ed Sp Ed</i>
SYST	59716	10-16-2012	977.00	5370 ALLIED WASTE SERVICES - <i>TRASH PICK-UP</i>
SYST	59717	10-16-2012	70.00	5021 ANGELA SAVALLO - <i>GAME OFFICIAL</i>
SYST	59718	10-16-2012	720.00	8224 ARK-LA-TEX SHREDDING COMPANY, INC - <i>District Shredding</i>
SYST	59719	10-16-2012	251.02	3549 AT&T - <i>PHONE LINES</i>
SYST	59720	10-16-2012	7.11	3533 AT&T LONG DISTANCE - <i>long distance</i>
SYST	59721	10-16-2012	480.00	5672 B & W COMMUNICATIONS - <i>MAINTENANCE</i>
SYST	59722	10-16-2012	718.70	7162 BAND SHOPPE - <i>HS BAND</i>
SYST	59723	10-16-2012	39.92	5517 BARNES & NOBLE BOOKSELLERS, INC. - <i>Ed Counselor</i>
SYST	59724	10-16-2012	60.00	7245 BASILIO FIERRO - <i>GAME SECURITY</i>
SYST	59725	10-16-2012	1,473.70	1467 BAXTER SALES COMPANY, INC. - <i>CUSTODIAL</i>
SYST	59726	10-16-2012	162.19	2447 BLICK ART MATERIALS - <i>MS ART</i>
SYST	59727	10-16-2012	151.57	1033 CADE'S BUILDING MATERIALS, INC. - <i>MAINTENANCE, Vo Ag</i>
SYST	59728	10-16-2012	3,323.78	4176 CARD SERVICE CENTER - <i>School Board Convention</i>
SYST	59729	10-16-2012	231.32	8710 CARLIST BRINKLEY - <i>Reimburse</i>
SYST	59730	10-16-2012	100.00	9373 CAROLINE TANNER - <i>GAME SECURITY</i>
SYST	59731	10-16-2012	93.30	9098 CASEY KINDLE - <i>GAME OFFICIAL</i>
SYST	59732	10-16-2012	130.00	6193 CHAMAR LONDON - <i>GAME WORKER</i>
SYST	59733	10-16-2012	2,712.85	8637 CHAMBERS ELECTRICAL - <i>Stadium REPAIR</i>
SYST	59734	10-16-2012	1,225.05	546 CHEM-SERV, INC. - <i>MAINTENANCE, TRANSPORTATION</i>
SYST	59735	10-16-2012	60.00	3449 CHRISTIANN BJORK - <i>GAME WORKER</i>
SYST	59736	10-16-2012	120.00	7834 CLAY EWELL EDUCATIONAL SERVICES - <i>Vo Ag</i>
SYST	59737	10-16-2012	30.00	9327 CLAYTON HARRIS - <i>GAME WORKER</i>
SYST	59738	10-16-2012	82.50	6355 CLINT ERICKSON - <i>GAME WORKER</i>
SYST	59739	10-16-2012	769.22	3341 COBURN SUPPLY COMPANY, INC - <i>MAINTENANCE</i>
SYST	59740	10-16-2012	40.00	9326 CODI SMITH - <i>GAME WORKER</i>
SYST	59741	10-16-2012	95.50	7933 CODY NOLAN - <i>GAME OFFICIAL</i>
SYST	59742	10-16-2012	203.28	4447 COMPUTERLAND NETWORK TECHNOLOGIES - <i>Ms, Ed Comp Labs</i>
SYST	59743	10-16-2012	485.03	8060 CONNIE D HAGEN, INC - <i>DRUG TESTING</i>
SYST	59744	10-16-2012	750.00	9178 CREATIVE EDUCATIONAL VIDEOS - <i>Vo Ag</i>
SYST	59745	10-16-2012	529.06	954 DAIRY QUEEN - <i>ATHLETIC MEALS</i>
SYST	59746	10-16-2012	130.00	7741 DAVID SINCHES - <i>GAME WORKER</i>
SYST	59747	10-16-2012	50.00	7282 DAVID STEVENSON - <i>GAME WORKER</i>
SYST	59748	10-16-2012	1,396.88	557 DEALERS ELECTRICAL SUPPLY CO. - <i>MAINTENANCE</i>
SYST	59749	10-16-2012	197.00	9365 DR NUMEN - <i>Ed UIL</i>
SYST	59750	10-16-2012	37.47	1945 DRAMATISTS PLAY SERVICE, INC. - <i>HS DRAMA</i>
SYST	59751	10-16-2012	8,839.56	8444 DUKO OIL CO, INC - <i>TRANSPORTATION</i>
SYST	59752	10-16-2012	100.00	7468 DUSTY W COOK - <i>GAME SECURITY</i>
SYST	59753	10-16-2012	44.00	563 EAST TEXAS ALARM, INC. - <i>MAINTENANCE</i>
SYST	59754	10-16-2012	136.00	9364 EDUCATIONAL DESIGN CONSULTANTS - <i>Ed UIL</i>
SYST	59755	10-16-2012	50.28	9366 FASTENAL COMPANY - <i>TRANSPORTATION</i>
SYST	59756	10-16-2012	810.00	7610 FIELDHOUSE SPORTS - <i>CROSS COUNTRY</i>
SYST	59757	10-16-2012	253.13	7703 G&K SERVICES - <i>MAINT, Custodial, TRANSPORTATION</i>
SYST	59758	10-16-2012	22.00	581 GOGGANS TIRE SERVICE - <i>TRANSPORTATION</i>
SYST	59759	10-16-2012	1,658.78	6827 GOVERNMENTAL DATA SERVICES, INC - <i>2012 TAX ROLL CONVERSION</i>
SYST	59760	10-16-2012	105.00	9376 GREGORY FRAZIER - <i>GAME OFFICIAL</i>

BANK: 01 LOCAL MAINTENANCE

TYPE	CHECK NUMBER	CHECK DATE	CHECK AMOUNT	REMITTED TO
SYST	59761	10-16-2012	100.00	7935 GUY MCKEE - GAME SECURITY
SYST	59762	10-16-2012	29.79	9377 H JOHN FULLER - REIMBURSE
SYST	59763	10-16-2012	87.50	5402 HARDY & ATHERTON, PC - SCHOOL ATTN Y
SYST	59764	10-16-2012	325.00	6910 IDEAS, LLC - ES 412
SYST	59765	10-16-2012	540.20	8657 INTERSTATE ALL BATTERY CENTER - MAINTENANCE
SYST	59766	10-16-2012	498.00	9059 IXL LEARNING - 3RD G 4TH G
SYST	59767	10-16-2012	60.00	5772 JANET HOUSEHOLDER - GAME WORKER
SYST	59768	10-16-2012	82.50	5558 JANNIE BLACKWELL - GAME WORKER
SYST	59769	10-16-2012	60.00	8901 JASON GOODSON - GAME SECURITY
SYST	59770	10-16-2012	20.00	8364 JENNIFER FULIN - GAME WORKER
SYST	59771	10-16-2012	50.00	7932 JIM NOLAN - GAME OFFICIAL
SYST	59772	10-16-2012	292.50	9378 JODY W THOMAS - TAX REFUND
SYST	59773	10-16-2012	105.00	9374 JOE JONES - GAME OFFICIAL
SYST	59774	10-16-2012	60.00	6894 JOHN T. VANDOVER - GAME SECURITY
SYST	59775	10-16-2012	105.00	9375 JOHN WILLIAMS - GAME OFFICIAL
SYST	59776	10-16-2012	100.00	9117 JUSTIN HARRISON - GAME SECURITY
SYST	59777	10-16-2012	60.00	7177 KAYE MORRIS - GAME WORKER
SYST	59778	10-16-2012	162.15	6403 KEITH COFIELD - GAME OFFICIAL
SYST	59779	10-16-2012	344.37	5315 KYLE L GULLY, MD - REIMBURSE
SYST	59780	10-16-2012	60.00	8418 LANA RHODES - GAME WORKER
SYST	59781	10-16-2012	738.30	9358 LANDMARK - ES OFFICE
SYST	59782	10-16-2012	207.50	8373 LARRY BALLOWE - MAINTENANCE
SYST	59783	10-16-2012	60.00	7444 LAURA DENNIS - GAME WORKER
SYST	59784	10-16-2012	10.00	681 LONG FEED & SEED - MAINTENANCE
SYST	59785	10-16-2012	126.60	9371 LORI WHITE - GAME OFFICIAL
SYST	59786	10-16-2012	307.07	2686 LOWE'S - MAINTENANCE
SYST	59787	10-16-2012	50.00	5086 MACK TUCK - GAME WORKER
SYST	59788	10-16-2012	186.78	631 MARK'S PLUMBING PARTS - MAINTENANCE
SYST	59789	10-16-2012	224.29	7405 MENTORING MINDS - 4TH G
SYST	59790	10-16-2012	180.00	5793 MICHELE BRADSHAW - GAME OFFICIAL
SYST	59791	10-16-2012	50.00	8733 MIKE SIMMONS - GAME OFFICIAL
SYST	59792	10-16-2012	137.73	7942 MIKE STEELE - GAME OFFICIAL
SYST	59793	10-16-2012	808.01	1457 MINEOLA AUTO SUPPLY - AUTO MECHANICS
VOID	59794	10-16-2012	1,883.89	8076 MINEOLA ISD TAX COLLECTOR - AUTO TAX PYMTS
SYST	59795	10-16-2012	49.92	1726 MINEOLA PIPE & STEEL - MAINTENANCE
SYST	59796	10-16-2012	6,967.55	1815 MINEOLA SUPPLY COMPANY, INC. - CUSTODIAL
SYST	59797	10-16-2012	50.00	5622 MITCHELL TUCK - GAME WORKER
SYST	59798	10-16-2012	1,348.65	7501 MOMAR, INC. - TRANSPORTATION
SYST	59799	10-16-2012	43.50	3529 MR D'S 10 MINUTE OIL CHANGE - TRANSPORTATION
SYST	59800	10-16-2012	149.00	3382 MUNDT MUSIC CO OF TYLER - HS BAND
SYST	59801	10-16-2012	307.35	5407 NANCY ARMSTRONG - GAME WORKER
SYST	59802	10-16-2012	334.25	8110 O'REILLY AUTO PARTS - TRANSPORTATION
SYST	59803	10-16-2012	955.10	5627 PEARSON EDUCATION - ES 1st 5th Ed
SYST	59804	10-16-2012	267.73	683 PENDER'S MUSIC COMPANY - HS BAND
SYST	59805	10-16-2012	16.35	685 PRICE INTERNATIONAL, INC - TRANSPORTATION
SYST	59806	10-16-2012	94.41	9099 RACHEL RAMSEY - GAME OFFICIAL
SYST	59807	10-16-2012	77.71	7548 REALLY GOOD STUFF, INC - 2ND G
SYST	59808	10-16-2012	28,057.85	1365 REGION VII EDUCATION SERVICE CENTER - 12/13 CONTRACT

BANK: 01 LOCAL MAINTENANCE

TYPE	CHECK NUMBER	CHECK DATE	CHECK AMOUNT	REMITTED TO
SYST	59906	10-31-2012	525.00	7165 RABO BUSINESS FORMS, INC. - ADMIN
SYST	59907	10-31-2012	600.72	5569 SCANTRON CORPORATION - HS OFFICE
SYST	59908	10-31-2012	308.81	724 SCHOOL SPECIALTY, INC. - KINDERGARTEN, HS OFFICE
SYST	59909	10-31-2012	135.00	7213 SCOTTY ALLEN - GAME OFFICIAL
SYST	59910	10-31-2012	60.00	8453 STEVE RALEY - GAME SECURITY
SYST	59911	10-31-2012	2,009.10	2013 STORY-WRIGHT INC. - ADM, ALL SCHOOLS, MS OFFICE, HS OFFICE, 5 <sup>th</sup> G
SYST	59912	10-31-2012	780.20	6883 SUBWAY - Athletic meals
SYST	59913	10-31-2012	379.90	763 TASB, INC. - Ballying Guide, OPEN Govt
SYST	59914	10-31-2012	563.78	5035 TATUM MUSIC CO, INC. - HS MS BAND
SYST	59915	10-31-2012	159.67	7701 TEP BOOKS - MS UIL
SYST	59916	10-31-2012	85.00	5189 TERRY L. EDWARDS - GAME OFFICIAL
SYST	59917	10-31-2012	141.00	774 TEXAS DEPT OF PUBLIC SAFETY - CRIMINAL history - SEPT
SYST	59918	10-31-2012	55.00	6951 TEXAS SCHOOL ASSESSORS ASSOCIATION - CULVER
SYST	59919	10-31-2012	236.25	7488 TEXAS T'S - COLD COUNTRY
SYST	59920	10-31-2012	574.00	5488 THE LAB - MS HS DRUG TESTING
SYST	59921	10-31-2012	50.00	2 TYLER TECHNOLOGIES, INC. - HS OFFICE
SYST	59922	10-31-2012	41.75	800 UNIVERSITY INTERSCHOLASTIC LEAGUE - MS UIL
SYST	59923	10-31-2012	40.99	8425 VERIZON - CELL PHONE
SYST	59924	10-31-2012	2,758.00	807 VISUAL TECHNIQUES, INC. - Ed Computer Lab, MS REPAIR, All school supply
SYST	59925	10-31-2012	413.78	822 WAL-MART STORES TEXAS, LLC - Athletics, HS Science, MS BAND supply
SYST	59926	10-31-2012	78.49	8318 WHATABURGER #483 - Athletic meals
SYST	59927	10-31-2012	60.00	4303 WILLIAM BJORK - GAME WORKER

BANK 01 TOTALS	SYSTEM CHECKS	NO CHECKS	CHECK AMOUNTS
	SYSTEM CHECKS	208	169,390.09
	OFFICE CHECKS	5	20,995.79
	VOID CHECKS	1	1,883.89
		214	192,269.77