



SOUTH SAN ANTONIO INDEPENDENT SCHOOL DISTRICT

Agenda Item Summary

Meeting Date: Wednesday, February 21, 2018

- Purpose: [X] Presentation/Report [ ] Recognition [ ] Discussion/ Possible Action
[ ] Work Session [ ] Recognition [ ] Discussion Only [ ] Consent

From: Amy Shields, Director of Teaching and Learning

Item Title: Report on Goal 3 Progress Measure: 3.1 and 3.2-- Percent of students who perform at the Masters Grade Level standard for all grades in state reading exams will increase

Description:

Middle of Year PK-8 Istation Data

Recommendation:

Report only

District Goal/Strategy:

Goal 3 The percent of students who perform at the Masters Grade Level standard for all grades in state reading exams will increase from 9% to 40% by 2022.

Funding Budget Code and Amount:

CFO Approval

Table with 2 columns: Funding Budget Code and Amount, CFO Approval

APPROVED BY:

SIGNATURE

DATE

Chief Officer:

Superintendent:

Handwritten signatures in blue ink

2-5-2018

# Station Data-Reading K-8

Middle of Year

**Division of Academics**

# **ISTATION Indicators of Progress (ISIP)**

- **Online diagnostic reading assessment which identifies skills that require targeted intervention**
- **After completing the diagnostic assessment, all students have an individualized intervention pathway**
- **Testing is done three times yearly and progress monitoring is done monthly**

**Measures growth in the following areas:**

- **Phonemic Awareness**
- **Letter Knowledge**
- **Alphabetic Decoding**
- **Vocabulary**
- **Spelling**
- **Comprehension**
- **Text Fluency**

# Description of Instructional Tiers

## Tier 1--Blue/Green

- Students are performing on grade level

## Tier 2--Yellow

- Students are performing moderately below grade level and are in need of intervention

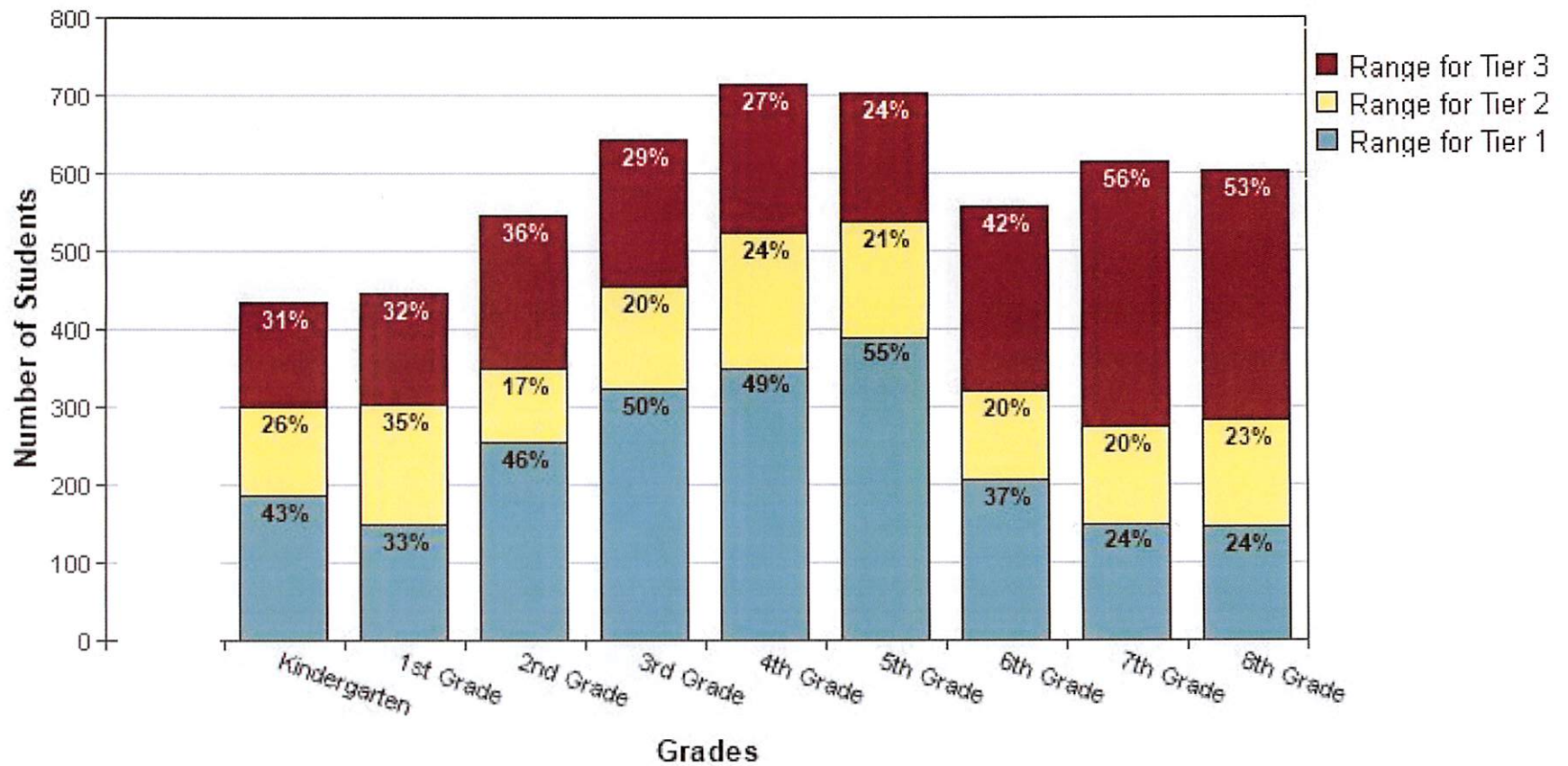
## Tier 3--Red

- Students are performing significantly below grade level and are in need of intensive interventions

# ISIP™ Reading results for South San Antonio Ind Sch Dist

2017/2018 School Year

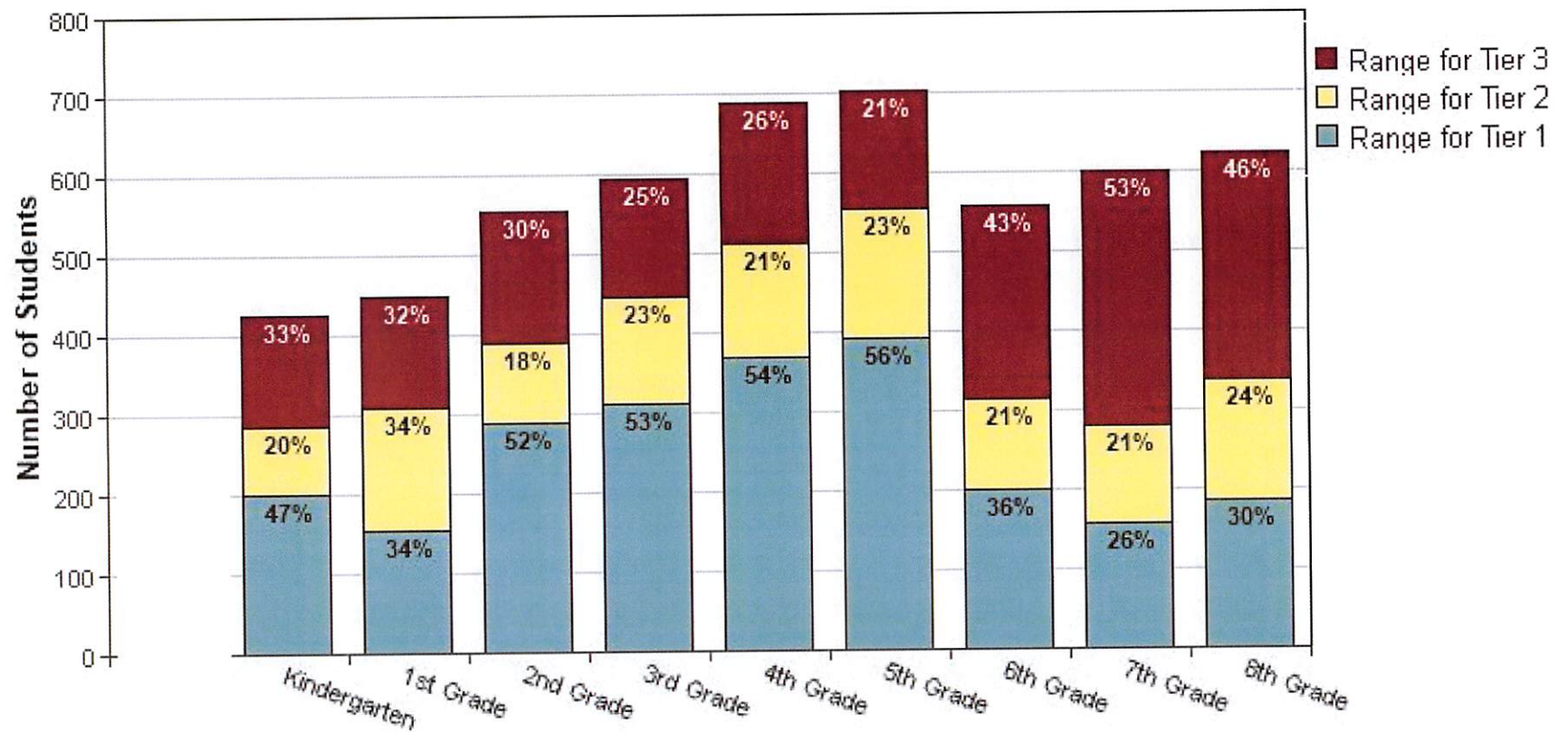
## All Grades - October 2017



# ISIP™ Reading results for South San Antonio Ind Sch Dist

2017/2018 School Year

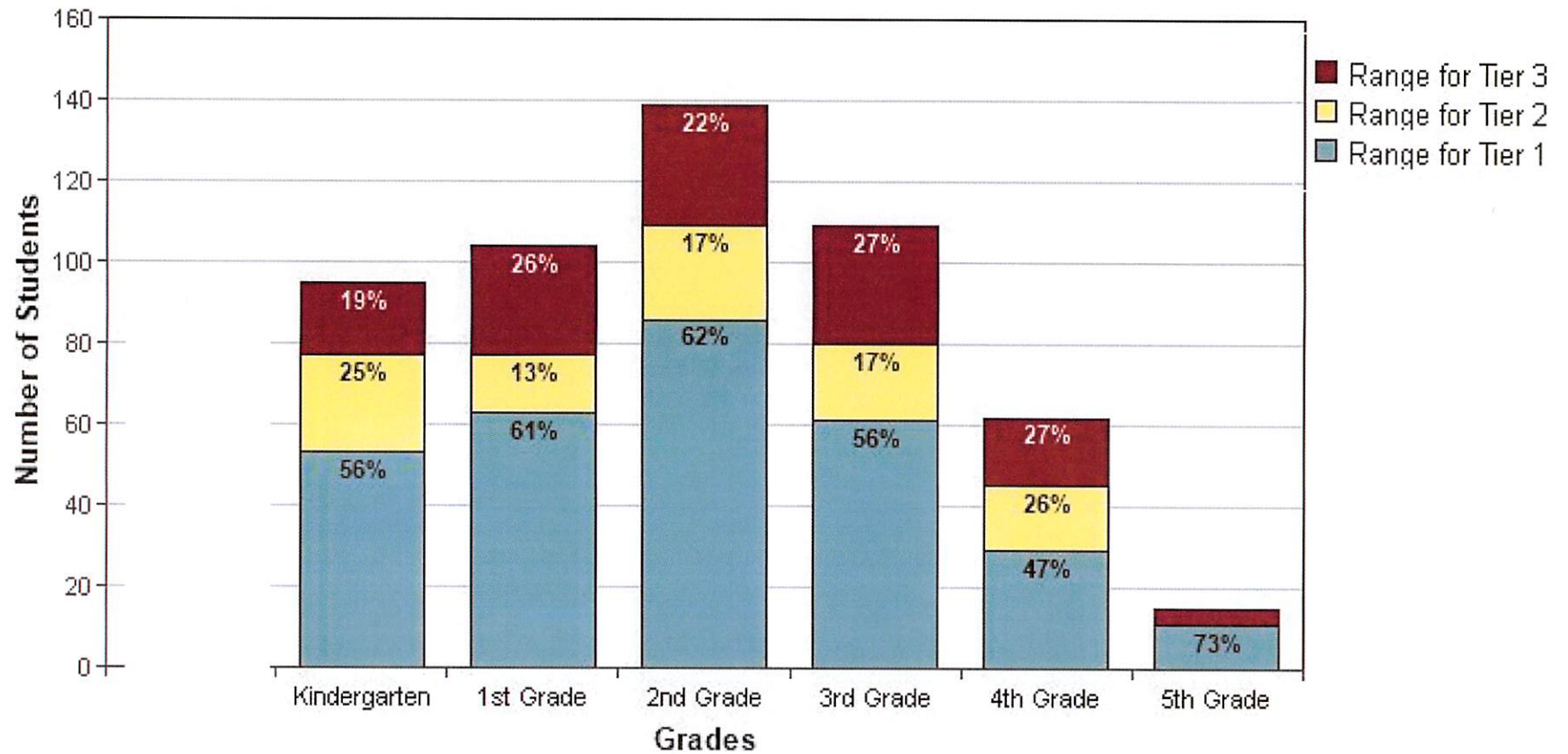
## All Grades - February 2018



# ISIP™ Español results for South San Antonio Ind Sch Dist

2017/2018 School Year

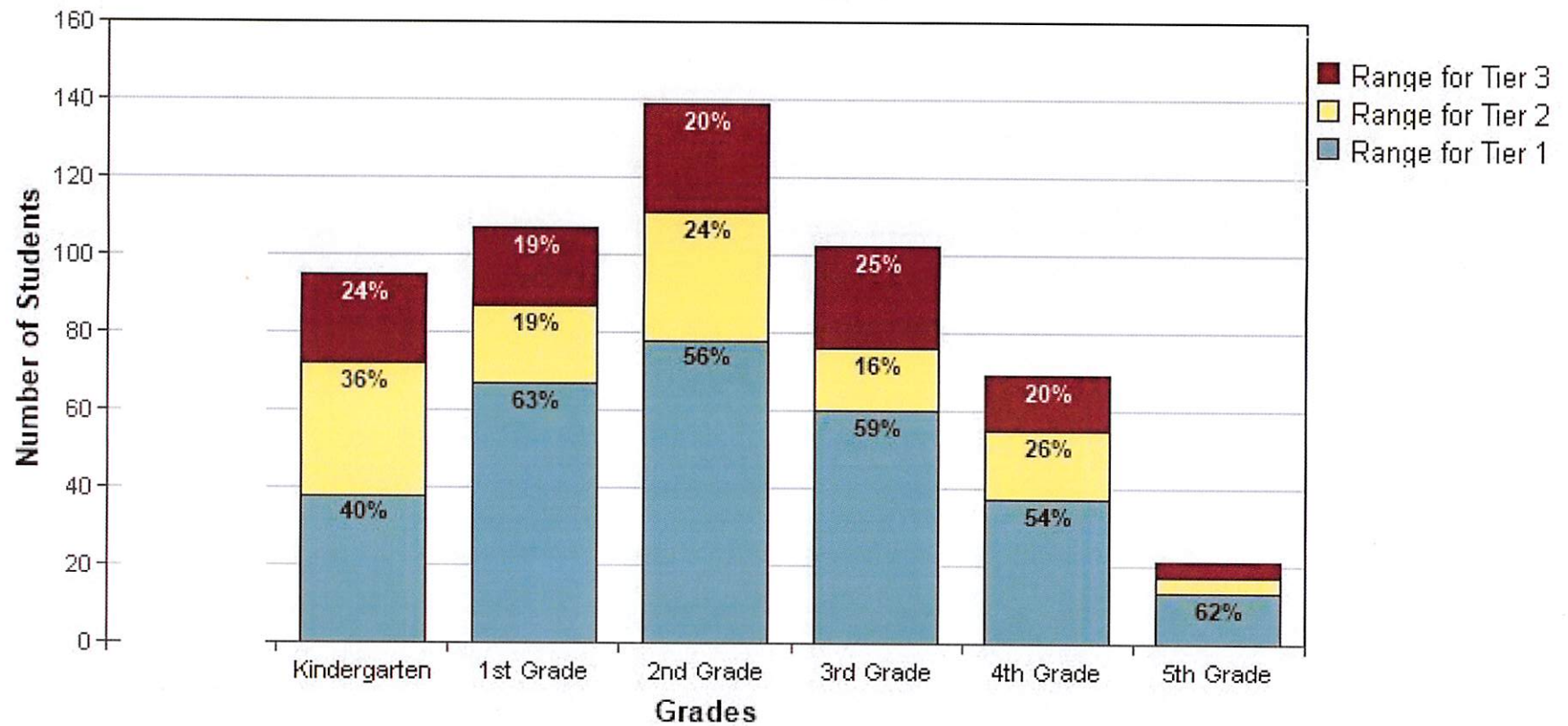
## All Grades - October 2017



# ISIP™ Español results for South San Antonio Ind Sch Dist

2017/2018 School Year

## All Grades - February 2018





# ISIP Reading

	October			February		
	T1	T2	T3	T1	T2	T3
K	43%	26%	41%	47%	20%	33%
1	33%	35%	32%	34%	34%	32%
2	46%	17%	36%	52%	18%	30%
3	50%	20%	29%	53%	23%	25%
4	49%	24%	27%	54%	21%	26%
5	55%	21%	24%	56%	23%	21%
6	37%	20%	42%	36%	21%	43%
7	24%	20%	56%	26%	21%	53%
8	24%	23%	53%	30%	24%	46%

# STAAR Performance Level Predictor

Grade	Approaches		Meets		Masters	
	BOY	MOY	BOY	MOY	BOY	MOY
3	48%	63%	5%	12%	1%	2%
4	38%	57%	1%	10%	<1%	2%
5	65%	73%	14%	20%	2%	2%
6	33%	40%	5%	7%	<1%	1%
7	30%	38%	<1%	1%	0%	0%
8	20%	46%	1%	4%	0%	1%

# Implementation and Refinements

- **Students have individualized interventions based on their results and time on Istation varies according to tier.**
  - **Tier 1 = 30 minutes**
  - **Tier 2 = 60 minutes**
  - **Tier 3 = 90 minutes**
  
- **Data is reviewed monthly by principal, instructional coach and teachers to determine progress.**

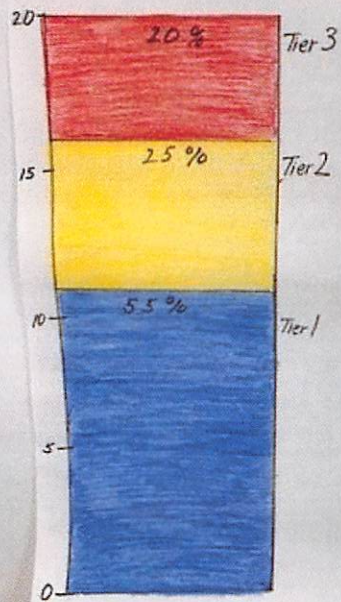
# Implementation

- **Campuses are having students track their data and set goals for improvement.**
- **Campuses are using displays and incentives to motivate students.**
- **The campus administrative team has discretion over the intervention plan (closely monitored by the Division of Academics).**


Mrs. Seaman 2nd Grade

# Tier Movement

February



## Armstrong ES




# Benavidez ES




Name: [Redacted]

# Istation Graph - K



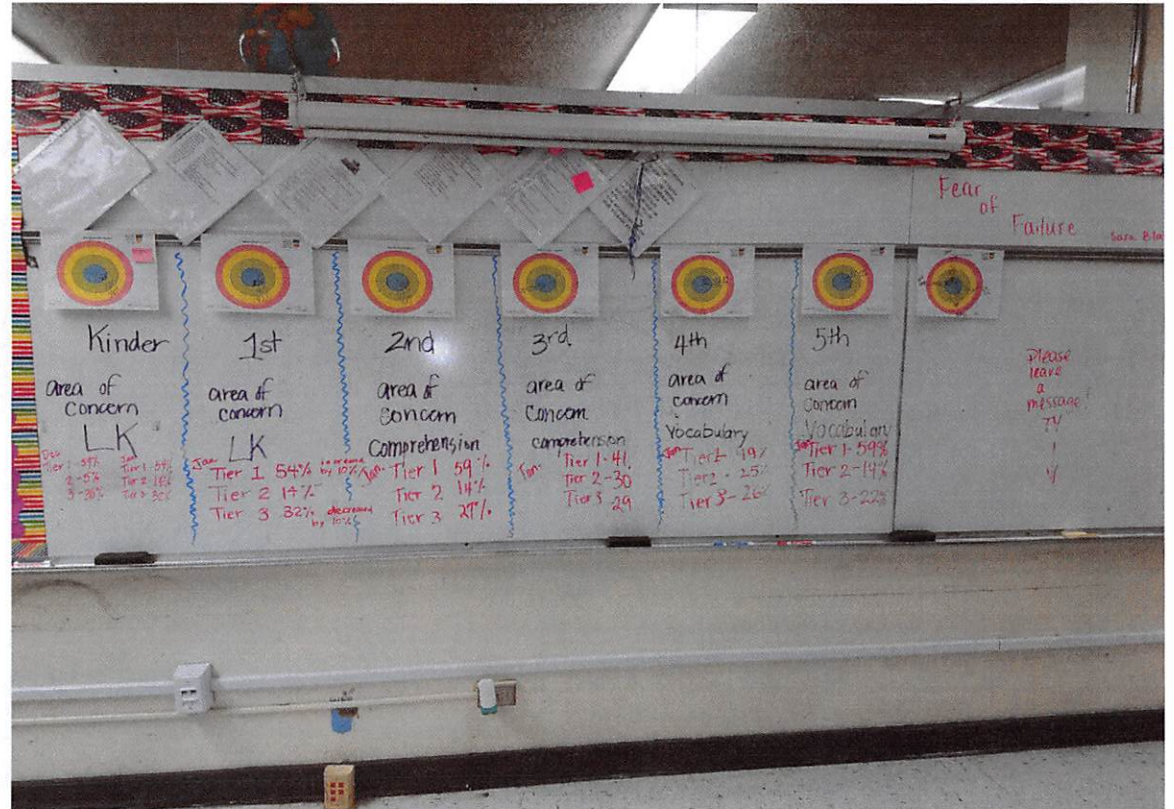

# Carrillo ES









# Madla ES





# Palo Alto ES

