



Customer Service
 PO Box 11813
 Harrisburg, PA 17108-1813

ACCOUNT STATEMENT

For the Month Ending

November 30, 2024

Dunlap CUSD #323

Client Management Team

Matthew Hanigan

Senior Managing Consultant
 209 South LaSalle MK-IL-RY2C
 Chicago, IL 60604
 312-203-9079
 haniganm@pfmam.com

Amber Cannegieter

Key Account Manager
 213 Market Street
 Harrisburg, PA 17101-2141
 1-800-731-6870
 cannegietera@pfmam.com

Jeffrey K. Schroeder

Managing Director
 209 South LaSalle MK-IL-RY2C
 Chicago, IL 60604
 331-278-8382
 schroederj@pfmam.com

Contents

- Cover/Disclosures
- Summary Statement
- Individual Accounts

Accounts included in Statement

450555	Investment Account
450564	Short Term Account

Important Messages

IIIT Class will be closed on 12/25/2024 for Christmas Day.
 IIIT Class will be closed on 01/01/2025 for New Year's Day.

DUNLAP CUSD #323
 HANNAH RUDOLPHI
 400 S. FOURTH STREET
 DUNLAP, IL 61526

Online Access www.iiit.us

Customer Service 1-800-731-6870



Account Statement

For the Month Ending **November 30, 2024**

Important Disclosures

Important Disclosures

This statement is for general information purposes only and is not intended to provide specific advice or recommendations. PFM Asset Management ("PFMAM") is a division of U.S. Bancorp Asset Management, Inc. ("USBAM"), a SEC-registered investment adviser. USBAM is direct subsidiary of U.S. Bank National Association ("U.S. Bank") and an indirect subsidiary of U.S. Bancorp. U.S. Bank is not responsible for and does not guarantee the products, services or performance of PFMAM. PFMAM maintains a written disclosure statement of our background and business experience. If you would like to receive a copy of our current disclosure statement, please contact Service Operations at the address below.

Proxy Voting PFMAM does not normally receive proxies to vote on behalf of its clients. However, it does on occasion receive consent requests. In the event a consent request is received the portfolio manager contacts the client and then proceeds according to their instructions. PFMAM's Proxy Voting Policy is available upon request by contacting Service Operations at the address below.

Questions About an Account PFMAM's monthly statement is intended to detail our investment advisory activity as well as the activity of any accounts held by clients in pools that are managed by PFMAM. The custodian bank maintains the control of assets and executes (i.e., settles) all investment transactions. The custodian statement is the official record of security and cash holdings and transactions. PFMAM recognizes that clients may use these reports to facilitate record keeping and that the custodian bank statement and the PFMAM statement should be reconciled and differences resolved. Many custodians use a settlement date basis which may result in the need to reconcile due to a timing difference.

Account Control PFMAM does not have the authority to withdraw funds from or deposit funds to the custodian outside the scope of services provided by PFMAM. Our clients retain responsibility for their internal accounting policies; implementing and enforcing internal controls and generating ledger entries or otherwise recording transactions.

Market Value Generally, PFMAM's market prices are derived from closing bid prices as of the last business day of the month as supplied by ICE Data Services. There may be differences in the values shown for investments due to accrued but uncollected income and the use of differing valuation sources and methods. Non-negotiable FDIC-insured bank certificates of deposit are priced at par. Although PFMAM believes the prices to be reliable, the values of the securities may not represent the prices at which the securities could have been bought or sold. Explanation of the valuation methods for a registered investment company or local government investment program is contained in the appropriate fund offering documentation or information statement.

Amortized Cost The original cost of the principal of the security is adjusted for the amount of the periodic reduction of any discount or premium from the purchase date until the date of the report. Discount or premium with respect to short term securities (those with less than one year to maturity at time of issuance) is amortized on a straightline basis. Such discount or premium with respect to longer term securities is amortized using the constant yield basis.

Tax Reporting Cost data and realized gains / losses are provided for informational purposes only. Please review for accuracy and consult your tax advisor to determine the tax consequences of your security transactions. PFMAM does not report such information to the IRS or other taxing authorities and is not responsible for the accuracy of such information that may be required to be reported to federal, state or other taxing authorities.

Financial Situation In order to better serve you, PFMAM should be promptly notified of any material change in your investment objective or financial situation.

Callable Securities Securities subject to redemption prior to maturity may be redeemed in whole or in part before maturity, which could affect the yield represented.

Portfolio The securities in this portfolio, including shares of mutual funds, are not guaranteed or otherwise protected by PFMAM, the FDIC (except for certain non-negotiable certificates of deposit) or any government agency. Investment in securities involves risks, including the possible loss of the amount invested. Actual settlement values, accrued interest, and amortized cost amounts may vary for securities subject to an adjustable interest rate or subject to principal paydowns. Any changes to the values shown may be reflected within the next monthly statement's beginning values.

Rating Information provided for ratings is based upon a good faith inquiry of selected sources, but its accuracy and completeness cannot be guaranteed.

Shares of some local government investment programs and TERM funds are distributed by representatives of USBAM's affiliate, U.S. Bancorp Investments, Inc. which is registered with the SEC as a broker/dealer and is a member of the Financial Industry Regulatory Authority ("FINRA") and the Municipal Securities Rulemaking Board ("MSRB"). You may reach the FINRA by calling the FINRA Hotline at 1-800-289-9999 or at the FINRA website address <https://www.finra.org/investors/investor-contacts>. A brochure describing the FINRA Regulation Public Disclosure Program is also available from FINRA upon request.

Key Terms and Definitions

Dividends on local government investment program funds consist of interest earned, plus any discount ratably amortized to the date of maturity, plus all realized gains and losses on the sale of securities prior to maturity, less ratably amortization of any premium and all accrued expenses to the fund. Dividends are accrued daily and may be paid either monthly or quarterly. The monthly earnings on this statement represent the estimated dividend accrued for the month for any program that distributes earnings on a quarterly basis. There is no guarantee that the estimated amount will be paid on the actual distribution date.

Current Yield is the net change, exclusive of capital changes and income other than investment income, in the value of a hypothetical fund account with a balance of one share over the seven-day base period including the statement date, expressed as a percentage of the value of one share (normally \$1.00 per share) at the beginning of the seven-day period. This resulting net change in account value is then annualized by multiplying it by 365 and dividing the result by 7. The yields quoted should not be considered a representation of the yield of the fund in the future, since the yield is not fixed.

Average maturity represents the average maturity of all securities and investments of a portfolio, determined by multiplying the par or principal value of each security or investment by its maturity (days or years), summing the products, and dividing the sum by the total principal value of the portfolio. The stated maturity date of mortgage backed or callable securities are used in this statement. However the actual maturity of these securities could vary depending on the level or prepayments on the underlying mortgages or whether a callable security has or is still able to be called.

Monthly distribution yield represents the net change in the value of one share (normally \$1.00 per share) resulting from all dividends declared during the month by a fund expressed as a percentage of the value of one share at the beginning of the month. This resulting net change is then annualized by multiplying it by 365 and dividing it by the number of calendar days in the month.

YTM at Cost The yield to maturity at cost is the expected rate of return, based on the original cost, the annual interest receipts, maturity value and the time period from purchase date to maturity, stated as a percentage, on an annualized basis.

YTM at Market The yield to maturity at market is the rate of return, based on the current market value, the annual interest receipts, maturity value and the time period remaining until maturity, stated as a percentage, on an annualized basis.

Managed Account A portfolio of investments managed discretely by PFMAM according to the client's specific investment policy and requirements. The investments are directly owned by the client and held by the client's custodian.

Unsettled Trade A trade which has been executed however the final consummation of the security transaction and payment has not yet taken place.

In August 2024, PFMAM converted its portfolio accounting system from FIS Investment Accounting Manager to SS&C PORTIA. The new system has recalculated the amortized cost and yield to maturity at cost of each security, based upon original cost and settlement date. Some securities, including some factored securities and previously exchanged securities, are now on a modified amortization schedule as compared with that of the past. Where transfers have occurred between your portfolios we have returned their settlement dates to the settlement dates of the original purchases in order to minimize any impact to their amortization schedules.

Please review the detail pages of this statement carefully. If you think your statement is wrong, missing account information, or if you need more information about a transaction, please contact PFMAM within 60 days of receipt. If you have other concerns or questions regarding your account, or to request an updated copy of PFMAM's current disclosure statement, please contact a member of your client management team at PFMAM Service Operations at the address below.

PFM Asset Management
Attn: Service Operations
213 Market Street
Harrisburg, PA 17101

NOT FDIC INSURED NO BANK GUARANTEE MAY LOSE VALUE

U.S. Bancorp Investments, Inc., is registered with the U.S. Securities and Exchange Commission (SEC) and is subject to the rules of the Municipal Securities Rulemaking Board (MSRB) as it relates to the distribution of shares of local government investment pools. The MSRB requires investors to be informed of the availability of the MSRB Investor Brochure which describes the protections that may be provided by the MSRB rules and how to file a complaint with an appropriate regulatory authority. The MSRB Investor Brochure can be found on the MSRB's website at www.msrb.org.



Account Statement

For the Month Ending **November 30, 2024**

Consolidated Summary Statement

Dunlap CUSD #323

Portfolio Summary

Portfolio Holdings	Cash Dividends and Income	Closing Market Value	Current Yield
Illinois Portfolio, IIIT Class	22,097.42	5,630,041.14	4.69 %
Illinois Trust Managed Account	142,150.12	31,757,214.50	* N/A
Total	\$164,247.54	\$37,387,255.64	

* Not Applicable

Investment Allocation

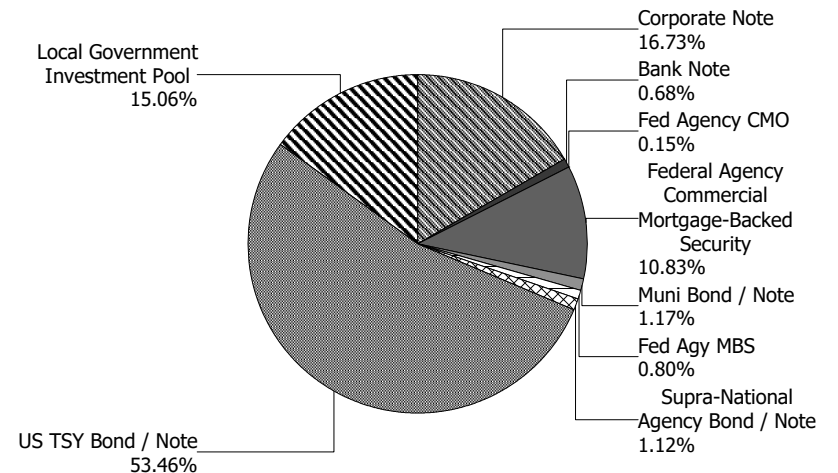
Investment Type	Closing Market Value	Percent
Corporate Note	6,254,675.95	16.73
Bank Note	253,401.75	0.68
Federal Agency Collateralized Mortgage Obligatio	55,403.61	0.15
Federal Agency Commercial Mortgage-Backed Ser	4,048,396.61	10.83
Municipal Bond / Note	438,875.39	1.17
Federal Agency Mortgage-Backed Security	299,698.01	0.80
Supra-National Agency Bond / Note	419,206.91	1.12
U.S. Treasury Bond / Note	19,987,556.27	53.46
Local Government Investment Pool	5,630,041.14	15.06
Total	\$37,387,255.64	100.00%

Maturity Distribution (Fixed Income Holdings)

Portfolio Holdings	Closing Market Value	Percent
Under 30 days	5,630,041.14	15.05
31 to 60 days	100,015.30	0.27
61 to 90 days	79,676.96	0.21
91 to 180 days	312,882.42	0.84
181 days to 1 year	1,506,043.19	4.03
1 to 2 years	15,741,947.01	42.11
2 to 3 years	13,354,254.32	35.72
3 to 4 years	366,586.03	0.98
4 to 5 years	0.00	0.00
Over 5 years	295,809.27	0.79
Total	\$37,387,255.64	100.00%

Weighted Average Days to Maturity 608

Sector Allocation





Account Statement

For the Month Ending **November 30, 2024**

Consolidated Summary Statement

Dunlap CUSD #323

Account Number	Account Name	Opening Market Value	Purchases / Deposits	Redemptions / Sales/ Maturities	Unsettled Trades	Change in Value	Closing Market Value	Cash Dividends and Income
450555	Investment Account	32,024,574.86	1,200,357.62	(1,448,695.71)	0.00	6,473.32	31,782,710.09	142,486.59
450564	Short Term Account	5,582,784.60	21,760.95	0.00	0.00	0.00	5,604,545.55	21,760.95
Total		\$37,607,359.46	\$1,222,118.57	(\$1,448,695.71)	\$0.00	\$6,473.32	\$37,387,255.64	\$164,247.54



Account Statement - Transaction Summary

For the Month Ending **November 30, 2024**

Dunlap CUSD #323 - Investment Account - 450555

Illinois Portfolio, IIIT Class	
Opening Market Value	225,015.24
Purchases	1,048,806.62
Redemptions	(1,248,326.27)
Unsettled Trades	0.00
Change in Value	0.00

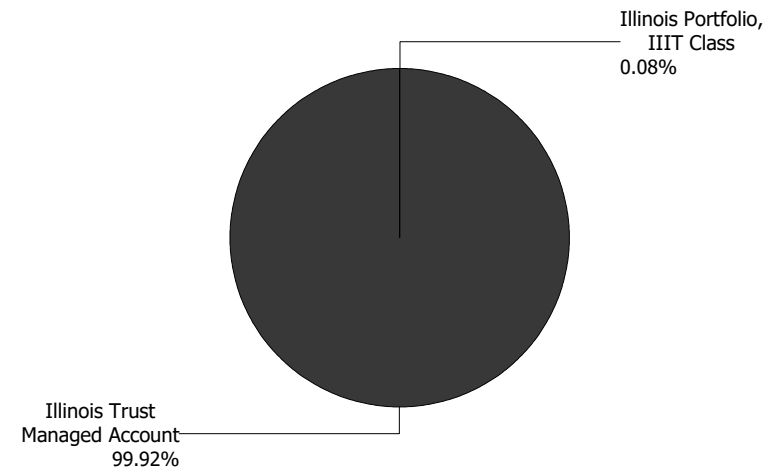
Closing Market Value	\$25,495.59
Cash Dividends and Income	336.47

Illinois Trust Managed Account	
Opening Market Value	31,799,559.62
Purchases	151,551.00
Redemptions	(200,369.44)
Unsettled Trades	0.00
Change in Value	6,473.32

Closing Market Value	\$31,757,214.50
Cash Dividends and Income	142,150.12

Asset Summary		
	November 30, 2024	October 31, 2024
Illinois Portfolio, IIIT Class	25,495.59	225,015.24
Illinois Trust Managed Account	31,757,214.50	31,799,559.62
Total	\$31,782,710.09	\$32,024,574.86

Asset Allocation





Managed Account Summary Statement

For the Month Ending **November 30, 2024**

Dunlap CUSD #323 - Investment Account - 450555 - (40961950)

Transaction Summary - Money Market		Transaction Summary - Managed Account		Account Total	
Opening Market Value	\$225,015.24	Opening Market Value	\$31,799,559.62	Opening Market Value	\$32,024,574.86
Purchases	1,048,806.62	Maturities/Calls	(175,551.08)		
Redemptions	(1,248,326.27)	Principal Dispositions	(24,818.36)		
		Principal Acquisitions	151,551.00		
		Unsettled Trades	0.00		
		Change in Current Value	6,473.32		
Closing Market Value	\$25,495.59	Closing Market Value	\$31,757,214.50	Closing Market Value	\$31,782,710.09
Dividend	336.47				

Earnings Reconciliation (Cash Basis) - Managed Account		Cash Balance	
Interest/Dividends/Coupons Received	122,914.68	Closing Cash Balance	\$0.00
Less Purchased Interest Related to Interest/Coupons	(1,608.75)		
Plus Net Realized Gains/Losses	20,844.19		
Total Cash Basis Earnings	\$142,150.12		

Earnings Reconciliation (Accrual Basis)	Managed Account	Total	Cash Transactions Summary- Managed Account	
Ending Amortized Value of Securities	31,705,603.06	31,731,098.65	Maturities/Calls	150,000.00
Ending Accrued Interest	301,319.40	301,319.40	Sale Proceeds	754,036.57
Plus Proceeds from Sales	24,989.98	1,273,316.25	Coupon/Interest/Dividend Income	118,882.50
Plus Proceeds of Maturities/Calls/Principal Payments	175,551.08	175,551.08	Principal Payments	25,551.08
Plus Coupons/Dividends Received	118,882.50	118,882.50	Security Purchases	(1,245,769.13)
Less Cost of New Purchases	(151,718.23)	(1,200,524.85)	Net Cash Contribution	197,298.98
Less Beginning Amortized Value of Securities	(31,742,135.93)	(31,967,151.17)	Reconciling Transactions	0.00
Less Beginning Accrued Interest	(314,796.67)	(314,796.67)		
Dividends	0.00	336.47		
Total Accrual Basis Earnings	\$117,695.19	\$118,031.66		

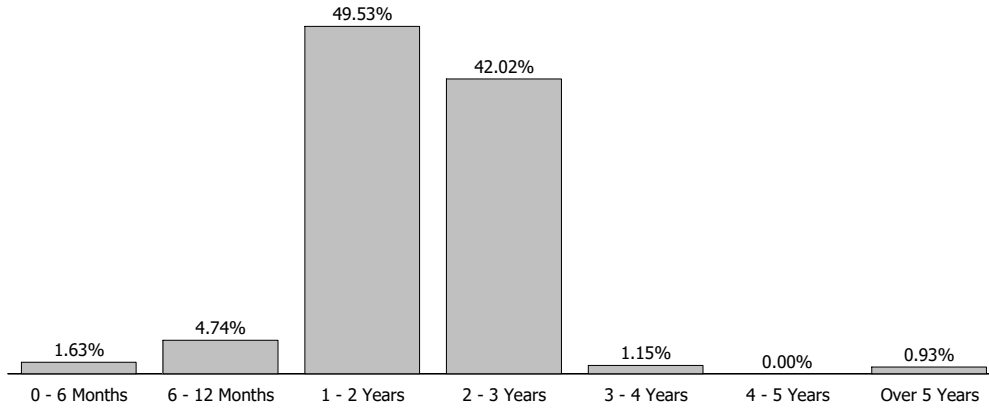


Portfolio Summary and Statistics

For the Month Ending **November 30, 2024**

Dunlap CUSD #323 - Investment Account - 450555 - (40961950)

Maturity Distribution



Characteristics

Yield to Maturity at Cost	4.38%
Yield to Maturity at Market	4.34%
Weighted Average Days to Maturity	716



Managed Account Issuer Summary

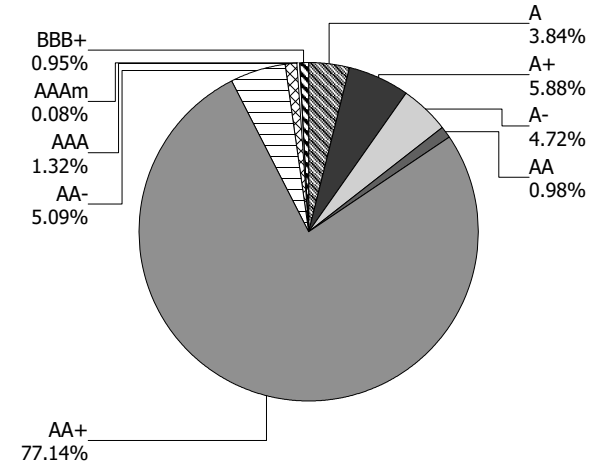
For the Month Ending **November 30, 2024**

Dunlap CUSD #323 - Investment Account - 450555 - (40961950)

Issuer Summary

Issuer	Market Value of Holdings	Percent
Accenture PLC	123,555.88	0.39
Adobe Inc	91,004.13	0.29
American Express Co	202,687.09	0.64
ANZ Group Holdings Ltd	503,322.75	1.58
Asian Development Bank	419,206.91	1.32
AstraZeneca PLC	110,991.21	0.35
Bank of America Corp	147,778.05	0.46
BlackRock Inc	151,047.75	0.48
BP PLC	152,189.55	0.48
Bristol-Myers Squibb Co	126,405.38	0.40
Caterpillar Inc	225,977.55	0.71
Charles Schwab Corp	128,582.10	0.40
Cintas Corp	99,421.30	0.31
Cisco Systems Inc	186,734.93	0.59
Citigroup Inc	251,335.00	0.79
Cooperatieve Rabobank UA	253,730.00	0.80
Deere & Co	227,602.80	0.72
Eli Lilly & Co	150,615.00	0.47
Federal Home Loan Mortgage Corp	3,992,749.84	12.55
Federal National Mortgage Association	410,748.39	1.29
Goldman Sachs Group Inc	222,826.88	0.70
Home Depot Inc	131,407.25	0.41
Honda Motor Co Ltd	217,031.01	0.68
Honeywell International Inc	146,040.96	0.46
Illinois Portfolio, IIT Class	25,495.59	0.08
JPMorgan Chase & Co	50,004.85	0.16
Morgan Stanley	222,001.80	0.70
National Australia Bank Ltd	504,438.75	1.58
National Rural Utilities Cooperative Fi	203,262.90	0.64
New York State Dormitory Authority	128,990.16	0.41
PACCAR Inc	151,914.23	0.48
PNC Financial Services Group Inc	125,699.12	0.40

Credit Quality (S&P Ratings)





Managed Account Issuer Summary

For the Month Ending **November 30, 2024**

Dunlap CUSD #323 - Investment Account - 450555 - (40961950)

Issuer	Market Value of Holdings	Percent
State Board of Administration Finance C	309,885.23	0.98
State Street Corp	313,224.18	0.99
Texas Instruments Inc	130,718.51	0.41
Toyota Motor Corp	225,181.81	0.71
Unilever PLC	124,681.37	0.39
United States Treasury	19,987,556.27	62.88
UnitedHealth Group Inc	125,557.25	0.40
Visa Inc	148,027.65	0.47
Wells Fargo & Co	333,078.71	1.05
Total	\$31,782,710.09	100.00%



Managed Account Detail of Securities Held

For the Month Ending **November 30, 2024**

Dunlap CUSD #323 - Investment Account - 450555 - (40961950)

Security Type/Description	Dated Date/Coupon/Maturity	CUSIP	Par	S&P Rating	Moody's Rating	Trade Date	Settle Date	Original Cost	YTM at Cost	Accrued Interest	Amortized Cost	Market Value
U.S. Treasury Bond / Note												
US TREASURY N/B DTD 09/15/2022 3.500% 09/15/2025	91282CFK2	375,000.00	AA+	Aaa	10/06/22	10/11/22	367,485.35	4.23	2,791.78	372,977.37	372,442.50	
US TREASURY N/B DTD 11/15/2022 4.500% 11/15/2025	91282CFW6	700,000.00	AA+	Aaa	12/06/22	12/08/22	707,164.06	4.13	1,392.27	702,330.16	700,781.90	
US TREASURY N/B DTD 01/17/2023 3.875% 01/15/2026	91282CGE5	1,375,000.00	AA+	Aaa	01/30/23	02/01/23	1,371,831.05	3.96	20,125.25	1,373,795.86	1,368,446.75	
US TREASURY N/B DTD 01/31/2024 4.250% 01/31/2026	91282CJV4	350,000.00	AA+	Aaa	02/14/24	02/20/24	347,839.84	4.58	4,971.81	348,683.87	349,658.05	
US TREASURY N/B DTD 02/15/2023 4.000% 02/15/2026	91282CGL9	600,000.00	AA+	Aaa	03/02/23	03/03/23	589,500.00	4.64	7,043.48	595,712.50	597,820.20	
US TREASURY N/B DTD 04/17/2023 3.750% 04/15/2026	91282CGV7	1,000,000.00	AA+	Aaa	05/01/23	05/03/23	997,695.31	3.83	4,842.03	998,931.03	993,008.00	
US TREASURY N/B DTD 05/15/2023 3.625% 05/15/2026	91282CHB0	1,175,000.00	AA+	Aaa	06/01/23	06/05/23	1,163,479.49	3.98	1,882.60	1,169,320.12	1,164,581.28	
US TREASURY N/B DTD 06/15/2023 4.125% 06/15/2026	91282CHH7	375,000.00	AA+	Aaa	06/28/23	06/29/23	372,905.27	4.33	7,142.67	373,913.92	374,267.63	
US TREASURY N/B DTD 07/17/2023 4.500% 07/15/2026	91282CHM6	925,000.00	AA+	Aaa	08/01/23	08/03/23	923,518.55	4.56	15,722.49	924,187.06	928,649.12	
US TREASURY N/B DTD 07/31/2024 4.375% 07/31/2026	91282CLB5	1,250,000.00	AA+	Aaa	08/02/24	08/05/24	1,256,005.86	4.12	18,278.70	1,255,067.82	1,252,636.25	
US TREASURY N/B DTD 08/15/2023 4.375% 08/15/2026	91282CHU8	1,050,000.00	AA+	Aaa	09/06/23	09/11/23	1,039,992.19	4.73	13,481.66	1,044,176.93	1,052,543.10	
US TREASURY N/B DTD 09/15/2023 4.625% 09/15/2026	91282CHY0	825,000.00	AA+	Aaa	10/03/23	10/05/23	819,102.54	4.89	8,116.11	821,323.90	830,607.53	
US TREASURY N/B DTD 10/16/2023 4.625% 10/15/2026	91282CJC6	275,000.00	AA+	Aaa	11/09/23	11/13/23	274,258.79	4.72	1,642.26	274,513.84	277,030.33	
US TREASURY N/B DTD 11/15/2023 4.625% 11/15/2026	91282CJK8	375,000.00	AA+	Aaa	12/11/23	12/13/23	376,274.41	4.50	766.57	375,871.57	377,929.88	



Managed Account Detail of Securities Held

For the Month Ending **November 30, 2024**

Dunlap CUSD #323 - Investment Account - 450555 - (40961950)

Security Type/Description Dated Date/Coupon/Maturity	CUSIP	Par	S&P Rating	Moody's Rating	Trade Date	Settle Date	Original Cost	YTM at Cost	Accrued Interest	Amortized Cost	Market Value
U.S. Treasury Bond / Note											
US TREASURY N/B DTD 11/15/2023 4.625% 11/15/2026	91282CJK8	1,075,000.00	AA+	Aaa	12/07/23	12/11/23	1,083,440.43	4.34	2,197.51	1,080,754.76	1,083,398.98
US TREASURY N/B DTD 12/15/2023 4.375% 12/15/2026	91282CJP7	950,000.00	AA+	Aaa	01/03/24	01/05/24	957,347.66	4.09	19,191.43	955,183.61	953,340.20
US TREASURY N/B DTD 01/16/2024 4.000% 01/15/2027	91282CJT9	625,000.00	AA+	Aaa	02/08/24	02/09/24	620,922.85	4.24	9,442.93	621,999.86	622,778.12
US TREASURY N/B DTD 01/16/2024 4.000% 01/15/2027	91282CJT9	775,000.00	AA+	Aaa	02/02/24	02/06/24	771,397.46	4.17	11,709.24	772,357.73	772,244.87
US TREASURY N/B DTD 03/15/2024 4.250% 03/15/2027	91282CKE0	800,000.00	AA+	Aaa	04/02/24	04/04/24	794,218.75	4.51	7,232.04	795,447.59	801,531.20
US TREASURY N/B DTD 04/15/2024 4.500% 04/15/2027	91282CKJ9	525,000.00	AA+	Aaa	04/11/24	04/16/24	520,816.41	4.79	3,050.48	521,644.67	529,019.40
US TREASURY N/B DTD 04/15/2024 4.500% 04/15/2027	91282CKJ9	650,000.00	AA+	Aaa	05/09/24	05/10/24	647,156.25	4.66	3,776.79	647,671.83	654,976.40
US TREASURY N/B DTD 05/15/2024 4.500% 05/15/2027	91282CKR1	725,000.00	AA+	Aaa	06/07/24	06/10/24	722,026.37	4.65	1,441.99	722,480.66	730,805.80
US TREASURY N/B DTD 06/17/2024 4.625% 06/15/2027	91282CKV2	400,000.00	AA+	Aaa	07/01/24	07/02/24	400,359.38	4.59	8,542.35	400,311.89	404,687.60
US TREASURY N/B DTD 07/15/2024 4.375% 07/15/2027	91282CKZ3	350,000.00	AA+	Aaa	08/02/24	08/05/24	354,333.98	3.92	5,783.80	353,885.55	352,105.60
US TREASURY N/B DTD 08/15/2024 3.750% 08/15/2027	91282CLG4	550,000.00	AA+	Aaa	09/03/24	09/05/24	550,300.78	3.73	6,052.99	550,277.79	544,693.60
US TREASURY N/B DTD 09/16/2024 3.375% 09/15/2027	91282CLL3	1,150,000.00	AA+	Aaa	10/01/24	10/04/24	1,145,193.36	3.53	8,255.70	1,145,445.11	1,127,718.75
US TREASURY N/B DTD 10/15/2024 3.875% 10/15/2027	91282CLO2	350,000.00	AA+	Aaa	10/29/24	11/01/24	347,894.53	4.09	1,751.20	347,950.84	347,675.65
US TREASURY N/B DTD 10/15/2024 3.875% 10/15/2027	91282CLQ2	425,000.00	AA+	Aaa	10/31/24	11/01/24	421,580.08	4.17	2,126.46	421,671.14	422,177.58



Managed Account Detail of Securities Held

For the Month Ending **November 30, 2024**

Dunlap CUSD #323 - Investment Account - 450555 - (40961950)

Security Type/Description Dated Date/Coupon/Maturity	CUSIP	Par	S&P Rating	Moody's Rating	Trade Date	Settle Date	Original Cost	YTM at Cost	Accrued Interest	Amortized Cost	Market Value
Security Type Sub-Total		20,000,000.00					19,944,041.00	4.26	198,754.59	19,967,888.98	19,987,556.27
Supra-National Agency Bond / Note											
ASIAN DEVELOPMENT BANK DTD 01/12/2023 4.250% 01/09/2026	045167FU2	245,000.00	AAA	Aaa	01/05/23	01/12/23	244,314.00	4.36	4,107.15	244,746.49	244,513.68
ASIAN DEVELOPMENT BANK DTD 01/12/2024 4.125% 01/12/2027	045167GA5	175,000.00	AAA	Aaa	01/04/24	01/12/24	174,410.25	4.25	2,787.24	174,577.04	174,693.23
Security Type Sub-Total		420,000.00					418,724.25	4.31	6,894.39	419,323.53	419,206.91
Municipal Bond / Note											
DASNY -TXBL-C DTD 06/23/2021 0.887% 03/15/2025	64990FD43	50,000.00	AA+	NR	06/16/21	06/23/21	50,000.00	0.89	93.63	50,000.00	49,467.20
NEW YORK ST DORM AUTH DTD 03/25/2022 2.566% 03/15/2025	64990FY24	80,000.00	AA+	NR	03/16/22	03/25/22	80,000.00	2.57	433.37	80,000.00	79,522.96
FLORIDA ST BRD OF ADM DTD 09/16/2020 1.258% 07/01/2025	341271AD6	150,000.00	AA	Aa2	11/21/22	11/23/22	135,571.50	5.26	786.25	146,769.74	147,091.65
FLORIDA ST BRD OF ADM DTD 09/16/2020 1.705% 07/01/2027	341271AE4	175,000.00	AA	Aa2	10/11/24	10/15/24	162,240.75	4.60	1,243.23	162,805.22	162,793.58
Security Type Sub-Total		455,000.00					427,812.25	4.03	2,556.48	439,574.96	438,875.39
Federal Agency Mortgage-Backed Security											
FG J32374 DTD 07/01/2015 2.500% 11/01/2028	31307NT79	61,150.34	AA+	Aaa	02/08/22	02/17/22	62,220.47	2.22	127.40	61,777.96	59,292.35
FN BM4614 DTD 10/01/2018 3.000% 03/01/2033	3140J9DU2	56,728.20	AA+	Aaa	08/03/21	08/17/21	60,450.99	2.35	141.82	59,395.99	54,470.42
FN FM0047 DTD 01/01/2020 3.000% 12/01/2034	3140X3BR8	63,578.02	AA+	Aaa	06/10/21	06/17/21	67,601.31	2.45	158.95	66,573.18	60,391.49
FN FM5616 DTD 01/01/2021 3.000% 12/01/2034	3140X9G25	70,718.59	AA+	Aaa	09/16/21	09/21/21	74,795.96	2.49	176.80	73,813.77	67,464.33



Managed Account Detail of Securities Held

For the Month Ending **November 30, 2024**

Dunlap CUSD #323 - Investment Account - 450555 - (40961950)

Security Type/Description Dated Date/Coupon/Maturity	CUSIP	Par	S&P Rating	Moody's Rating	Trade Date	Settle Date	Original Cost	YTM at Cost	Accrued Interest	Amortized Cost	Market Value
Federal Agency Mortgage-Backed Security											
FR SB0364 DTD 06/01/2020 3.500% 06/01/2035	3132CWMM3	60,323.20	AA+	Aaa	06/21/21	06/25/21	64,998.24	2.83	175.94	63,851.74	58,079.42
Security Type Sub-Total		312,498.34					330,066.97	2.47	780.91	325,412.64	299,698.01
Federal Agency Commercial Mortgage-Backed Security											
FHMS K733 A2 DTD 11/01/2018 3.750% 08/01/2025	3137FJXQ7	139,246.04	AA+	Aaa	08/10/23	08/15/23	135,387.53	5.18	435.14	137,850.63	138,120.51
FHMS K051 A2 DTD 12/01/2015 3.308% 09/01/2025	3137BM7C4	149,248.97	AA+	Aaa	08/14/23	08/17/23	143,139.09	5.35	411.43	146,879.17	147,606.63
FHMS K053 A2 DTD 03/01/2016 2.995% 12/01/2025	3137BN6G4	275,000.00	AA+	Aaa	08/04/22	08/09/22	271,831.05	3.35	686.35	273,999.28	270,946.78
FHMS K054 A2 DTD 04/01/2016 2.745% 01/01/2026	3137BNGT5	100,000.00	AA+	Aaa	04/11/23	04/14/23	95,859.38	4.32	228.75	98,287.50	98,030.40
FHMS K054 A2 DTD 04/01/2016 2.745% 01/01/2026	3137BNGT5	225,000.00	AA+	Aaa	03/01/23	03/06/23	211,886.72	4.90	514.69	219,774.88	220,568.40
FNA 2016-M3 A2 DTD 03/01/2016 2.702% 02/01/2026	3136ARTE8	78,303.15	AA+	Aaa	08/31/22	09/06/22	75,651.25	3.74	176.31	77,360.44	76,553.39
FHMS K734 A2 DTD 04/01/2019 3.208% 02/01/2026	3137FLN34	148,771.26	AA+	Aaa	10/18/23	10/23/23	141,739.50	5.35	397.72	145,063.30	146,650.82
FHMS K058 A1 DTD 11/01/2016 2.340% 07/01/2026	3137BSP64	96,648.67	AA+	Aaa	08/28/23	08/31/23	91,695.44	4.26	188.46	93,830.45	94,507.52
FHMS K057 A2 DTD 09/01/2016 2.570% 07/01/2026	3137BROJ7	160,000.00	AA+	Aaa	03/02/23	03/07/23	148,787.50	4.81	342.67	154,531.83	155,459.04
FHMS K057 A2 DTD 09/01/2016 2.570% 07/01/2026	3137BROJ7	160,000.00	AA+	Aaa	05/18/23	05/23/23	152,137.50	4.22	342.67	155,910.40	155,459.04
FHMS K736 A2 DTD 09/01/2019 2.282% 07/01/2026	3137FNWX4	164,674.86	AA+	Aaa	10/05/23	10/11/23	152,793.83	5.05	313.16	157,645.64	159,502.58
FHMS K058 A2 DTD 11/01/2016 2.653% 08/01/2026	3137BSP72	300,000.00	AA+	Aaa	04/06/23	04/12/23	287,367.19	3.98	663.25	293,501.34	290,813.10



Managed Account Detail of Securities Held

For the Month Ending **November 30, 2024**

Dunlap CUSD #323 - Investment Account - 450555 - (40961950)

Security Type/Description	Dated Date/Coupon/Maturity	CUSIP	Par	S&P Rating	Moody's Rating	Trade Date	Settle Date	Original Cost	YTM at Cost	Accrued Interest	Amortized Cost	Market Value
Federal Agency Commercial Mortgage-Backed Security												
FNA 2016-M12 A2 DTD 11/01/2016 2.524% 09/01/2026		3136AUKX8	157,572.08	AA+	Aaa	11/20/23	11/27/23	147,022.14	5.05	265.14	150,404.71	151,868.76
FHMS K059 A2 DTD 11/01/2016 3.120% 09/01/2026		3137BSRE5	165,000.00	AA+	Aaa	11/15/23	11/20/23	156,279.49	5.11	429.00	159,272.05	161,052.21
FHMS K062 A2 DTD 02/01/2017 3.413% 12/01/2026		3137BUX60	165,000.00	AA+	Aaa	11/16/23	11/21/23	157,491.21	5.00	469.29	159,985.15	161,593.91
FHMS K062 A2 DTD 02/01/2017 3.413% 12/01/2026		3137BUX60	175,000.00	AA+	Aaa	11/08/23	11/13/23	166,625.98	5.07	497.73	169,447.17	171,387.48
FHMS K065 A2 DTD 07/01/2017 3.243% 04/01/2027		3137F1G44	160,000.00	AA+	Aaa	11/22/23	11/28/23	151,143.75	5.05	432.40	153,763.81	155,575.04
FHMS K067 A2 DTD 09/01/2017 3.194% 07/01/2027		3137FAWS3	165,000.00	AA+	Aaa	06/24/24	06/27/24	157,420.31	4.84	439.18	158,232.81	159,785.84
FHMS K068 A2 DTD 10/01/2017 3.244% 08/01/2027		3137FBBX3	165,000.00	AA+	Aaa	06/17/24	06/21/24	157,407.42	4.80	446.05	158,395.64	159,882.86
FHMS K069 A2 DTD 11/01/2017 3.187% 09/01/2027		3137FBU79	163,878.66	AA+	Aaa	06/17/24	06/21/24	155,953.59	4.78	435.23	156,956.90	158,652.08
FHMS K739 A2 DTD 11/01/2020 1.336% 09/01/2027		3137F64P9	350,000.00	AA+	Aaa	10/30/24	11/04/24	323,134.77	4.14	389.67	323,788.09	323,778.35
FHMS K087 A1 DTD 01/01/2019 3.591% 10/01/2027		3137FKUN4	44,969.18	AA+	Aaa	08/25/23	08/30/23	43,184.45	4.66	134.57	43,722.86	44,399.01
FHMS K087 A1 DTD 01/01/2019 3.591% 10/01/2027		3137FKUN4	67,453.76	AA+	Aaa	08/02/22	08/05/22	67,785.74	3.49	201.86	67,638.11	66,598.51
FHMS K072 A1 DTD 01/01/2018 3.252% 11/01/2027		3137FEBP4	73,784.06	AA+	Aaa	08/02/22	08/05/22	73,507.37	3.33	199.95	73,628.48	72,310.67
FHMS K082 A1 DTD 10/01/2018 3.920% 05/01/2028		3137FJKD0	138,264.11	AA+	Aaa	08/28/23	08/31/23	133,748.92	4.70	451.66	134,941.31	136,558.35
FHMS K073 A1 DTD 02/01/2018 3.350% 09/01/2028		3137FETM2	56,343.35	AA+	Aaa	12/08/22	12/13/22	54,648.66	3.93	157.29	55,224.95	55,645.04



Managed Account Detail of Securities Held

For the Month Ending **November 30, 2024**

Dunlap CUSD #323 - Investment Account - 450555 - (40961950)

Security Type/Description Dated Date/Coupon/Maturity	CUSIP	Par	S&P Rating	Moody's Rating	Trade Date	Settle Date	Original Cost	YTM at Cost	Accrued Interest	Amortized Cost	Market Value
Federal Agency Commercial Mortgage-Backed Security											
FHMS K092 A1 DTD 05/01/2019 3.125% 10/01/2028	3137FLYU2	118,323.48	AA+	Aaa	10/25/23	10/30/23	111,339.64	4.46	308.13	112,642.03	115,090.29
Security Type Sub-Total		4,162,481.63					3,964,969.42	4.57	9,957.75	4,032,678.93	4,048,396.61
Federal Agency Collateralized Mortgage Obligation											
FHR 5050 XL DTD 11/01/2020 1.000% 07/01/2036	3137F7TC9	61,009.26	AA+	Aaa	02/08/22	02/11/22	59,560.28	1.18	50.84	59,842.05	55,403.61
Security Type Sub-Total		61,009.26					59,560.28	1.18	50.84	59,842.05	55,403.61
Corporate Note											
MORGAN STANLEY FLOATING (CALLABLE) DTD 07/20/2021 5.079% 01/22/2025	61747YEB7	100,000.00	A-	A1	02/17/22	02/22/22	97,269.00	0.95	547.67	99,866.66	100,015.30
WELLS FARGO & COMPANY DTD 02/19/2015 3.000% 02/19/2025	94974BGH7	80,000.00	BBB+	A1	03/10/22	03/14/22	80,316.00	2.86	680.00	80,023.36	79,676.96
AMERICAN EXPRESS CO (CALLABLE) DTD 03/04/2022 2.250% 03/04/2025	025816CO0	25,000.00	A-	A2	03/01/22	03/04/22	24,974.75	2.29	135.94	24,997.83	24,844.40
AMERICAN EXPRESS CO (CALLABLE) DTD 03/04/2022 2.250% 03/04/2025	025816CO0	60,000.00	A-	A2	03/02/22	03/04/22	59,892.60	2.31	326.25	59,990.75	59,626.56
CINTAS CORPORATION NO. 2 (CALLABLE) DTD 05/03/2022 3.450% 05/01/2025	17252MAP5	40,000.00	A-	A3	05/02/22	05/04/22	39,882.80	3.55	115.00	39,983.68	39,768.52
CINTAS CORPORATION NO. 2 (CALLABLE) DTD 05/03/2022 3.450% 05/01/2025	17252MAP5	60,000.00	A-	A3	04/26/22	05/03/22	59,986.80	3.46	172.50	59,998.16	59,652.78
AUST & NZ BANKING GRP NY DTD 12/08/2022 5.088% 12/08/2025	05254JAA8	250,000.00	AA-	Aa2	12/06/22	12/08/22	252,052.50	4.79	6,112.67	250,697.47	251,487.75
NATIONAL AUSTRALIA BK/NY DTD 01/10/2024 4.750% 12/10/2025	63253OAF1	250,000.00	AA-	Aa2	01/04/24	01/10/24	249,390.00	4.89	5,640.63	249,667.12	250,438.00
VISA INC (CALLABLE) DTD 12/14/2015 3.150% 12/14/2025	92826CAD4	150,000.00	AA-	Aa3	04/27/23	05/01/23	145,740.00	4.31	2,191.88	148,314.97	148,027.65



Managed Account Detail of Securities Held

For the Month Ending **November 30, 2024**

Dunlap CUSD #323 - Investment Account - 450555 - (40961950)

Security Type/Description Dated Date/Coupon/Maturity	CUSIP	Par	S&P Rating	Moody's Rating	Trade Date	Settle Date	Original Cost	YTM at Cost	Accrued Interest	Amortized Cost	Market Value
Corporate Note											
JPMORGAN CHASE & CO (CALLABLE) DTD 12/15/2022 5.546% 12/15/2025	46647PDM5	50,000.00	A	A1	12/12/22	12/15/22	50,000.00	5.55	1,278.66	50,000.00	50,004.85
STATE STREET CORP (CALLABLE) DTD 01/26/2023 4.857% 01/26/2026	857477BZ5	25,000.00	A	Aa3	01/23/23	01/26/23	25,000.00	4.86	421.61	25,000.00	24,993.42
BANK OF AMERICA CORP DTD 04/19/2016 3.500% 04/19/2026	06051GFX2	150,000.00	A-	A1	05/11/23	05/16/23	145,771.50	4.54	612.50	148,000.20	147,778.05
CHARLES SCHWAB CORP (CALLABLE) DTD 05/13/2021 1.150% 05/13/2026	808513BR5	135,000.00	A-	A2	08/07/24	08/09/24	126,819.00	4.78	77.63	128,212.30	128,582.10
CATERPILLAR FINL SERVICE DTD 05/15/2023 4.350% 05/15/2026	14913UAA8	150,000.00	A	A2	05/08/23	05/15/23	149,929.50	4.37	290.00	149,965.79	149,885.55
TOYOTA MOTOR CREDIT CORP DTD 05/18/2023 4.450% 05/18/2026	89236TKT1	75,000.00	A+	A1	05/16/23	05/18/23	75,029.25	4.44	120.52	75,014.27	74,981.25
AMERICAN HONDA FINANCE DTD 07/07/2023 5.250% 07/07/2026	02665WEK3	35,000.00	A-	A3	07/06/23	07/10/23	34,775.65	5.49	735.00	34,880.01	35,355.39
AMERICAN HONDA FINANCE DTD 07/07/2023 5.250% 07/07/2026	02665WEK3	40,000.00	A-	A3	07/05/23	07/07/23	39,950.80	5.29	840.00	39,973.76	40,406.16
AMERICAN HONDA FINANCE DTD 07/07/2023 5.250% 07/07/2026	02665WEK3	40,000.00	A-	A3	07/21/23	07/25/23	40,200.40	5.06	840.00	40,108.69	40,406.16
MORGAN STANLEY DTD 07/25/2016 3.125% 07/27/2026	61761J3R8	125,000.00	A-	A1	11/08/23	11/13/23	116,586.25	5.85	1,345.49	119,851.55	121,986.50
STATE STREET CORP (CALLABLE) DTD 08/03/2023 5.272% 08/03/2026	857477CD3	160,000.00	A	Aa3	07/31/23	08/03/23	160,000.00	5.27	2,764.87	160,000.00	161,877.76
CITIBANK NA (CALLABLE) DTD 08/06/2024 4.929% 08/06/2026	17325FBJ6	250,000.00	A+	Aa3	07/31/24	08/06/24	250,127.50	4.90	3,936.35	250,107.02	251,335.00
TOYOTA MOTOR CREDIT CORP DTD 08/09/2024 4.550% 08/07/2026	89236TMJ1	45,000.00	A+	A1	08/06/24	08/09/24	44,972.10	4.58	637.00	44,976.36	45,060.17
TOYOTA MOTOR CREDIT CORP DTD 08/09/2024 4.550% 08/07/2026	89236TMJ1	105,000.00	A+	A1	08/07/24	08/09/24	105,017.85	4.54	1,486.33	105,015.31	105,140.39



Managed Account Detail of Securities Held

For the Month Ending **November 30, 2024**

Dunlap CUSD #323 - Investment Account - 450555 - (40961950)

Security Type/Description Dated Date/Coupon/Maturity	CUSIP	Par	S&P Rating	Moody's Rating	Trade Date	Settle Date	Original Cost	YTM at Cost	Accrued Interest	Amortized Cost	Market Value
Corporate Note											
PACCAR FINANCIAL CORP DTD 08/10/2023 5.050% 08/10/2026	69371RS56	75,000.00	A+	A1	08/03/23	08/10/23	74,962.50	5.07	1,167.81	74,978.85	75,735.23
GOLDMAN SACHS GROUP INC (CALLABLE) DTD 08/10/2023 5.798% 08/10/2026	38145GAM2	100,000.00	BBB+	A2	08/07/23	08/10/23	100,000.00	5.80	1,787.72	100,000.00	100,652.00
HOME DEPOT INC (CALLABLE) DTD 12/04/2023 4.950% 09/30/2026	437076CV2	65,000.00	A	A2	11/27/23	12/04/23	64,857.65	5.04	545.19	64,905.60	65,612.95
AMERICAN EXPRESS CO (CALLABLE) DTD 11/04/2021 1.650% 11/04/2026	025816CM9	125,000.00	A-	A2	06/18/24	06/21/24	115,030.00	5.27	154.69	116,807.06	118,216.13
NATIONAL RURAL UTIL COOP (CALLABLE) DTD 11/02/2023 5.600% 11/13/2026	63743HFK3	100,000.00	A-	A2	11/08/23	11/13/23	100,544.00	5.40	280.00	100,363.57	101,905.10
GOLDMAN SACHS GROUP INC (CALLABLE) DTD 11/16/2016 3.500% 11/16/2026	38145GAH3	125,000.00	BBB+	A2	11/13/23	11/16/23	116,733.75	5.94	182.29	119,603.98	122,174.88
AUST & NZ BANKING GRP NY DTD 01/18/2024 4.750% 01/18/2027	05253JAZ4	250,000.00	AA-	Aa2	01/08/24	01/18/24	250,000.00	4.75	4,387.15	250,000.00	251,835.00
TEXAS INSTRUMENTS INC (CALLABLE) DTD 02/08/2024 4.600% 02/08/2027	882508CE2	130,000.00	A+	Aa3	02/05/24	02/08/24	129,916.80	4.62	1,877.06	129,938.54	130,718.51
ELI LILLY & CO (CALLABLE) DTD 02/09/2024 4.500% 02/09/2027	532457CJ5	150,000.00	A+	A1	02/07/24	02/09/24	149,920.50	4.52	2,100.00	149,941.27	150,615.00
BRISTOL-MYERS SQUIBB CO (CALLABLE) DTD 02/22/2024 4.900% 02/22/2027	110122EE4	45,000.00	A	A2	02/14/24	02/22/24	44,951.40	4.94	606.38	44,963.38	45,505.94
BRISTOL-MYERS SQUIBB CO (CALLABLE) DTD 02/22/2024 4.900% 02/22/2027	110122EE4	80,000.00	A	A2	02/15/24	02/22/24	80,207.20	4.81	1,078.00	80,154.99	80,899.44
ASTRAZENECA FINANCE LLC (CALLABLE) DTD 02/26/2024 4.800% 02/26/2027	04636NAK9	110,000.00	A+	A2	02/21/24	02/26/24	109,815.20	4.86	1,393.33	109,859.98	110,991.21
CISCO SYSTEMS INC (CALLABLE) DTD 02/26/2024 4.800% 02/26/2027	17275RBO4	185,000.00	AA-	A1	02/21/24	02/26/24	184,759.50	4.85	2,343.33	184,817.93	186,734.93
JOHN DEERE CAPITAL CORP DTD 03/07/2024 4.850% 03/05/2027	24422EXM6	75,000.00	A	A1	03/05/24	03/07/24	75,041.25	4.83	868.96	75,031.75	75,771.00



Managed Account Detail of Securities Held

For the Month Ending **November 30, 2024**

Dunlap CUSD #323 - Investment Account - 450555 - (40961950)

Security Type/Description Dated Date/Coupon/Maturity	CUSIP	Par	S&P Rating	Moody's Rating	Trade Date	Settle Date	Original Cost	YTM at Cost	Accrued Interest	Amortized Cost	Market Value
Corporate Note											
COOPERAT RABOBANK UA/NY DTD 03/05/2024 5.041% 03/05/2027	21688ABD3	250,000.00	A+	Aa2	03/04/24	03/06/24	250,287.50	5.00	3,010.60	250,220.68	253,730.00
AMERICAN HONDA FINANCE DTD 03/13/2024 4.900% 03/12/2027	02665WFD8	20,000.00	A-	A3	03/12/24	03/15/24	20,000.00	4.90	215.06	20,000.00	20,172.66
AMERICAN HONDA FINANCE DTD 03/13/2024 4.900% 03/12/2027	02665WFD8	80,000.00	A-	A3	03/11/24	03/13/24	79,956.00	4.92	860.22	79,966.07	80,690.64
STATE STREET CORP (CALLABLE) DTD 03/18/2024 4.993% 03/18/2027	857477CL5	35,000.00	A	Aa3	03/14/24	03/18/24	34,988.45	5.00	354.36	34,991.07	35,378.84
STATE STREET CORP (CALLABLE) DTD 03/18/2024 4.993% 03/18/2027	857477CL5	90,000.00	A	Aa3	03/13/24	03/18/24	90,000.00	4.99	911.22	90,000.00	90,974.16
ADOBE INC (CALLABLE) DTD 04/04/2024 4.850% 04/04/2027	00724PAE9	90,000.00	A+	A1	04/01/24	04/04/24	89,955.00	4.87	691.13	89,964.37	91,004.13
UNITEDHEALTH GROUP INC (CALLABLE) DTD 03/21/2024 4.600% 04/15/2027	91324PEY4	125,000.00	A+	A2	04/12/24	04/16/24	123,437.50	5.05	734.72	123,744.31	125,557.25
NATIONAL RURAL UTIL COOP (CALLABLE) DTD 05/10/2024 5.100% 05/06/2027	63743HFR8	25,000.00	A-	A2	05/08/24	05/10/24	24,995.50	5.11	88.54	24,996.33	25,339.45
NATIONAL RURAL UTIL COOP (CALLABLE) DTD 05/10/2024 5.100% 05/06/2027	63743HFR8	75,000.00	A-	A2	05/07/24	05/10/24	74,953.50	5.12	265.63	74,961.73	76,018.35
PACCAR FINANCIAL CORP DTD 05/13/2024 5.000% 05/13/2027	69371RT22	75,000.00	A+	A1	05/06/24	05/13/24	74,942.25	5.03	187.50	74,952.34	76,179.00
CATERPILLAR FINL SERVICE DTD 05/14/2024 5.000% 05/14/2027	14913UAL4	75,000.00	A	A2	05/07/24	05/14/24	74,917.50	5.04	177.08	74,931.77	76,092.00
JOHN DEERE CAPITAL CORP DTD 06/11/2024 4.900% 06/11/2027	24422EXR5	150,000.00	A	A1	06/06/24	06/11/24	149,814.00	4.94	3,470.83	149,841.81	151,831.80
NATIONAL AUSTRALIA BK/NY DTD 06/11/2024 5.087% 06/11/2027	63253OAJ3	250,000.00	AA-	Aa2	06/04/24	06/11/24	250,295.00	5.04	6,005.49	250,251.54	254,000.75
HOME DEPOT INC (CALLABLE) DTD 06/25/2024 4.875% 06/25/2027	437076DB5	65,000.00	A	A2	06/17/24	06/25/24	64,784.85	5.00	1,373.13	64,814.16	65,794.30



Managed Account Detail of Securities Held

For the Month Ending **November 30, 2024**

Dunlap CUSD #323 - Investment Account - 450555 - (40961950)

Security Type/Description Dated Date/Coupon/Maturity	CUSIP	Par	S&P Rating	Moody's Rating	Trade Date	Settle Date	Original Cost	YTM at Cost	Accrued Interest	Amortized Cost	Market Value
Corporate Note											
PNC FINANCIAL SERVICES (CALLABLE) DTD 07/23/2024 5.102% 07/23/2027	693475BY0	125,000.00	A-	A3	07/18/24	07/23/24	125,000.00	5.10	2,267.56	125,000.00	125,699.12
BLACKROCK FUNDING INC (CALLABLE) DTD 07/26/2024 4.600% 07/26/2027	09290DAH4	150,000.00	AA-	Aa3	07/17/24	07/26/24	149,995.50	4.60	2,395.83	149,996.30	151,047.75
HONEYWELL INTERNATIONAL (CALLABLE) DTD 08/01/2024 4.650% 07/30/2027	438516CX2	145,000.00	A	A2	07/29/24	08/01/24	144,995.65	4.65	2,247.50	144,996.41	146,040.96
UNILEVER CAPITAL CORP (CALLABLE) DTD 08/12/2024 4.250% 08/12/2027	904764BU0	125,000.00	A+	A1	08/08/24	08/12/24	124,795.00	4.31	1,608.51	124,814.80	124,681.37
ACCENTURE CAPITAL INC (CALLABLE) DTD 10/04/2024 3.900% 10/04/2027	00440KAA1	40,000.00	AA-	Aa3	10/01/24	10/04/24	39,948.40	3.95	247.00	39,951.01	39,537.88
ACCENTURE CAPITAL INC (CALLABLE) DTD 10/04/2024 3.900% 10/04/2027	00440KAA1	85,000.00	AA-	Aa3	10/02/24	10/04/24	84,940.50	3.92	524.88	84,943.63	84,018.00
BP CAP MARKETS AMERICA (CALLABLE) DTD 05/17/2024 5.017% 11/17/2027	10373OBY5	150,000.00	A-	A1	11/20/24	11/25/24	151,551.00	4.64	292.66	151,542.72	152,189.55
Security Type Sub-Total		6,240,000.00					6,194,977.10	4.74	78,009.86	6,210,893.21	6,254,675.95
Bank Note											
WELLS FARGO BANK NA (CALLABLE) DTD 08/09/2023 5.450% 08/07/2026	94988J6D4	250,000.00	A+	Aa2	08/02/23	08/09/23	249,980.00	5.45	4,314.58	249,988.76	253,401.75
Security Type Sub-Total		250,000.00					249,980.00	5.45	4,314.58	249,988.76	253,401.75
Managed Account Sub-Total		31,900,989.24					31,590,131.27	4.38	301,319.40	31,705,603.06	31,757,214.50
Local Government Investment Pool											
Illinois Portfolio, IIIT Class		25,495.59	AAA	NR			25,495.59		0.00	25,495.59	25,495.59
Liquid Sub-Total		25,495.59					25,495.59		0.00	25,495.59	25,495.59



Managed Account Detail of Securities Held

For the Month Ending **November 30, 2024**

Dunlap CUSD #323 - Investment Account - 450555 - (40961950)

Securities Sub-Total	\$31,926,484.83	\$31,615,626.86	4.38%	\$301,319.40	\$31,731,098.65	\$31,782,710.09
Accrued Interest						\$301,319.40
Total Investments						\$32,084,029.49



Managed Account Fair Market Value & Analytics

For the Month Ending **November 30, 2024**

Dunlap CUSD #323 - Investment Account - 450555 - (40961950)

Security Type/Description	Dated Date/Coupon/Maturity	CUSIP	Par	Broker	Next Call Date	Market Price	Market Value	Unreal G/L On Cost	Unreal G/L Amort Cost	Effective Duration	YTM at Mkt
U.S. Treasury Bond / Note											
US TREASURY N/B	DTD 09/15/2022 3.500% 09/15/2025	91282CFK2	375,000.00	Citigrou		99.32	372,442.50	4,957.15	(534.87)	0.77	4.43
US TREASURY N/B	DTD 11/15/2022 4.500% 11/15/2025	91282CFW6	700,000.00	GoldmanS		100.11	700,781.90	(6,382.16)	(1,548.26)	0.93	4.44
US TREASURY N/B	DTD 01/17/2023 3.875% 01/15/2026	91282CGE5	1,375,000.00	JPMorgan		99.52	1,368,446.75	(3,384.30)	(5,349.11)	1.07	4.31
US TREASURY N/B	DTD 01/31/2024 4.250% 01/31/2026	91282CJV4	350,000.00	BMO		99.90	349,658.05	1,818.21	974.18	1.11	4.33
US TREASURY N/B	DTD 02/15/2023 4.000% 02/15/2026	91282CGL9	600,000.00	JPMorgan		99.64	597,820.20	8,320.20	2,107.70	1.16	4.31
US TREASURY N/B	DTD 04/17/2023 3.750% 04/15/2026	91282CGV7	1,000,000.00	JPMorgan		99.30	993,008.00	(4,687.31)	(5,923.03)	1.32	4.28
US TREASURY N/B	DTD 05/15/2023 3.625% 05/15/2026	91282CHB0	1,175,000.00	Citigrou		99.11	1,164,581.28	1,101.79	(4,738.84)	1.40	4.26
US TREASURY N/B	DTD 06/15/2023 4.125% 06/15/2026	91282CHH7	375,000.00	GoldmanS		99.80	374,267.63	1,362.36	353.71	1.45	4.26
US TREASURY N/B	DTD 07/17/2023 4.500% 07/15/2026	91282CHM6	925,000.00	JPMorgan		100.39	928,649.12	5,130.57	4,462.06	1.53	4.24
US TREASURY N/B	DTD 07/31/2024 4.375% 07/31/2026	91282CLB5	1,250,000.00	BOFAML		100.21	1,252,636.25	(3,369.61)	(2,431.57)	1.57	4.24
US TREASURY N/B	DTD 08/15/2023 4.375% 08/15/2026	91282CHU8	1,050,000.00	JPMorgan		100.24	1,052,543.10	12,550.91	8,366.17	1.61	4.22
US TREASURY N/B	DTD 09/15/2023 4.625% 09/15/2026	91282CHY0	825,000.00	BOFAML		100.68	830,607.53	11,504.99	9,283.63	1.69	4.22
US TREASURY N/B	DTD 10/16/2023 4.625% 10/15/2026	91282CJC6	275,000.00	CABRERA		100.74	277,030.33	2,771.54	2,516.49	1.77	4.21
US TREASURY N/B	DTD 11/15/2023 4.625% 11/15/2026	91282CJK8	375,000.00	ASLC		100.78	377,929.88	1,655.47	2,058.31	1.85	4.20
US TREASURY N/B	DTD 11/15/2023 4.625% 11/15/2026	91282CJK8	1,075,000.00	ASLC		100.78	1,083,398.98	(41.45)	2,644.22	1.85	4.20
US TREASURY N/B	DTD 12/15/2023 4.375% 12/15/2026	91282CJP7	950,000.00	ASLC		100.35	953,340.20	(4,007.46)	(1,843.41)	1.89	4.19
US TREASURY N/B	DTD 01/16/2024 4.000% 01/15/2027	91282CJT9	625,000.00	ASLC		99.64	622,778.12	1,855.27	778.26	1.98	4.17



Managed Account Fair Market Value & Analytics

For the Month Ending **November 30, 2024**

Dunlap CUSD #323 - Investment Account - 450555 - (40961950)

Security Type/Description				Next Call	Market	Market	Unreal G/L	Unreal G/L	Effective	YTM
Dated Date/Coupon/Maturity	CUSIP	Par	Broker	Date	Price	Value	On Cost	Amort Cost	Duration	at Mkt
U.S. Treasury Bond / Note										
US TREASURY N/B	91282CJT9	775,000.00	Barclays		99.64	772,244.87	847.41	(112.86)	1.98	4.17
DTD 01/16/2024 4.000% 01/15/2027										
US TREASURY N/B	91282CKE0	800,000.00	Citigrou		100.19	801,531.20	7,312.45	6,083.61	2.14	4.16
DTD 03/15/2024 4.250% 03/15/2027										
US TREASURY N/B	91282CKJ9	525,000.00	JPMorgan		100.77	529,019.40	8,202.99	7,374.73	2.22	4.16
DTD 04/15/2024 4.500% 04/15/2027										
US TREASURY N/B	91282CKJ9	650,000.00	Barclays		100.77	654,976.40	7,820.15	7,304.57	2.22	4.16
DTD 04/15/2024 4.500% 04/15/2027										
US TREASURY N/B	91282CKR1	725,000.00	JPMorgan		100.80	730,805.80	8,779.43	8,325.14	2.30	4.15
DTD 05/15/2024 4.500% 05/15/2027										
US TREASURY N/B	91282CKV2	400,000.00	JPMorgan		101.17	404,687.60	4,328.22	4,375.71	2.32	4.13
DTD 06/17/2024 4.625% 06/15/2027										
US TREASURY N/B	91282CKZ3	350,000.00	Citigrou		100.60	352,105.60	(2,228.38)	(1,779.95)	2.41	4.13
DTD 07/15/2024 4.375% 07/15/2027										
US TREASURY N/B	91282CLG4	550,000.00	BOFAML		99.04	544,693.60	(5,607.18)	(5,584.19)	2.51	4.13
DTD 08/15/2024 3.750% 08/15/2027										
US TREASURY N/B	91282CLL3	1,150,000.00	JPMorgan		98.06	1,127,718.75	(17,474.61)	(17,726.36)	2.61	4.12
DTD 09/16/2024 3.375% 09/15/2027										
US TREASURY N/B	91282CLO2	350,000.00	JPMorgan		99.34	347,675.65	(218.88)	(275.19)	2.67	4.12
DTD 10/15/2024 3.875% 10/15/2027										
US TREASURY N/B	91282CLO2	425,000.00	Citigrou		99.34	422,177.58	597.50	506.44	2.67	4.12
DTD 10/15/2024 3.875% 10/15/2027										
Security Type Sub-Total		20,000,000.00				19,987,556.27	43,515.27	19,667.29	1.77	4.22
Supra-National Agency Bond / Note										
ASIAN DEVELOPMENT BANK	045167FU2	245,000.00	RBC Capi		99.80	244,513.68	199.68	(232.81)	1.05	4.43
DTD 01/12/2023 4.250% 01/09/2026										
ASIAN DEVELOPMENT BANK	045167GA5	175,000.00	RBC Capi		99.82	174,693.23	282.98	116.19	1.97	4.21
DTD 01/12/2024 4.125% 01/12/2027										
Security Type Sub-Total		420,000.00				419,206.91	482.66	(116.62)	1.44	4.34
Municipal Bond / Note										



Managed Account Fair Market Value & Analytics

For the Month Ending **November 30, 2024**

Dunlap CUSD #323 - Investment Account - 450555 - (40961950)

Security Type/Description Dated Date/Coupon/Maturity	CUSIP	Par	Broker	Next Call Date	Market Price	Market Value	Unreal G/L On Cost	Unreal G/L Amort Cost	Effective Duration	YTM at Mkt
Municipal Bond / Note										
DASNY -TXBL-C DTD 06/23/2021 0.887% 03/15/2025	64990FD43	50,000.00	Jefferie		98.93	49,467.20	(532.80)	(532.80)	0.29	4.63
NEW YORK ST DORM AUTH DTD 03/25/2022 2.566% 03/15/2025	64990FY24	80,000.00	SBSC		99.40	79,522.96	(477.04)	(477.04)	0.29	4.65
FLORIDA ST BRD OF ADM DTD 09/16/2020 1.258% 07/01/2025	341271AD6	150,000.00	MAXE		98.06	147,091.65	11,520.15	321.91	0.58	4.70
FLORIDA ST BRD OF ADM DTD 09/16/2020 1.705% 07/01/2027	341271AE4	175,000.00	JPMorgan		93.02	162,793.58	552.83	(11.64)	2.46	4.67
Security Type Sub-Total		455,000.00				438,875.39	11,063.14	(699.57)	1.19	4.67
Federal Agency Mortgage-Backed Security										
FG J32374 DTD 07/01/2015 2.500% 11/01/2028	31307NT79	61,150.34	WellsFar		96.96	59,292.35	(2,928.12)	(2,485.61)	1.42	4.68
FN BM4614 DTD 10/01/2018 3.000% 03/01/2033	3140J9DU2	56,728.20	INTL_FC		96.02	54,470.42	(5,980.57)	(4,925.57)	2.56	4.59
FN FM0047 DTD 01/01/2020 3.000% 12/01/2034	3140X3BR8	63,578.02	Citigrou		94.99	60,391.49	(7,209.82)	(6,181.69)	3.41	4.57
FN FM5616 DTD 01/01/2021 3.000% 12/01/2034	3140X9G25	70,718.59	Citigrou		95.40	67,464.33	(7,331.63)	(6,349.44)	3.10	4.54
FR SB0364 DTD 06/01/2020 3.500% 06/01/2035	3132CWMM3	60,323.20	JPMorgan		96.28	58,079.42	(6,918.82)	(5,772.32)	3.52	4.61
Security Type Sub-Total		312,498.34				299,698.01	(30,368.96)	(25,714.63)	2.81	4.60
Federal Agency Commercial Mortgage-Backed Security										
FHMS K733 A2 DTD 11/01/2018 3.750% 08/01/2025	3137FJX07	139,246.04	PNCBank		99.19	138,120.51	2,732.98	269.88	0.63	4.70
FHMS K051 A2 DTD 12/01/2015 3.308% 09/01/2025	3137BM7C4	149,248.97	Barclays		98.90	147,606.63	4,467.54	727.46	0.69	4.61
FHMS K053 A2 DTD 03/01/2016 2.995% 12/01/2025	3137BN6G4	275,000.00	MorganSt		98.53	270,946.78	(884.27)	(3,052.50)	0.89	4.48
FHMS K054 A2 DTD 04/01/2016 2.745% 01/01/2026	3137BNGT5	100,000.00	RobertBa		98.03	98,030.40	2,171.02	(257.10)	1.00	4.60



Managed Account Fair Market Value & Analytics

For the Month Ending **November 30, 2024**

Dunlap CUSD #323 - Investment Account - 450555 - (40961950)

Security Type/Description	CUSIP	Par	Broker	Next Call Date	Market Price	Market Value	Unreal G/L On Cost	Unreal G/L Amort Cost	Effective Duration	YTM at Mkt
Federal Agency Commercial Mortgage-Backed Security										
FHMS K054 A2 DTD 04/01/2016 2.745% 01/01/2026	3137BNGT5	225,000.00	CantorFi		98.03	220,568.40	8,681.68	793.52	1.00	4.60
FNA 2016-M3 A2 DTD 03/01/2016 2.702% 02/01/2026	3136ARTE8	78,303.15	MorganSt		97.77	76,553.39	902.14	(807.05)	1.13	4.58
FHMS K734 A2 DTD 04/01/2019 3.208% 02/01/2026	3137FLN34	148,771.26	BOFAML		98.57	146,650.82	4,911.32	1,587.52	0.92	4.58
FHMS K058 A1 DTD 11/01/2016 2.340% 07/01/2026	3137BSP64	96,648.67	BNPPSA		97.78	94,507.52	2,812.08	677.07	0.95	4.57
FHMS K057 A2 DTD 09/01/2016 2.570% 07/01/2026	3137BROJ7	160,000.00	CantorFi		97.16	155,459.04	6,671.54	927.21	1.41	4.54
FHMS K057 A2 DTD 09/01/2016 2.570% 07/01/2026	3137BROJ7	160,000.00	JPMorgan		97.16	155,459.04	3,321.54	(451.36)	1.41	4.54
FHMS K736 A2 DTD 09/01/2019 2.282% 07/01/2026	3137FNWX4	164,674.86	INTL_FC		96.86	159,502.58	6,708.75	1,856.94	1.37	4.52
FHMS K058 A2 DTD 11/01/2016 2.653% 08/01/2026	3137BSP72	300,000.00	BREAN		96.94	290,813.10	3,445.91	(2,688.24)	1.63	4.50
FNA 2016-M12 A2 DTD 11/01/2016 2.524% 09/01/2026	3136AUKX8	157,572.08	WellsFar		96.38	151,868.76	4,846.62	1,464.05	1.61	4.70
FHMS K059 A2 DTD 11/01/2016 3.120% 09/01/2026	3137BSRE5	165,000.00	MorganSt		97.61	161,052.21	4,772.72	1,780.16	1.65	4.52
FHMS K062 A2 DTD 02/01/2017 3.413% 12/01/2026	3137BUX60	165,000.00	WellsFar		97.94	161,593.91	4,102.70	1,608.76	1.91	4.45
FHMS K062 A2 DTD 02/01/2017 3.413% 12/01/2026	3137BUX60	175,000.00	TD Secur		97.94	171,387.48	4,761.50	1,940.31	1.91	4.45
FHMS K065 A2 DTD 07/01/2017 3.243% 04/01/2027	3137F1G44	160,000.00	GoldmanS		97.23	155,575.04	4,431.29	1,811.23	2.19	4.49
FHMS K067 A2 DTD 09/01/2017 3.194% 07/01/2027	3137FAWS3	165,000.00	BMO		96.84	159,785.84	2,365.53	1,553.03	2.44	4.48
FHMS K068 A2 DTD 10/01/2017 3.244% 08/01/2027	3137FBX3	165,000.00	WellsFar		96.90	159,882.86	2,475.44	1,487.22	2.50	4.48
FHMS K069 A2 DTD 11/01/2017 3.187% 09/01/2027	3137FBU79	163,878.66	BOFAML		96.81	158,652.08	2,698.49	1,695.18	2.55	4.43
FHMS K739 A2 DTD 11/01/2020 1.336% 09/01/2027	3137F64P9	350,000.00	IFP		92.51	323,778.35	643.58	(9.74)	2.43	4.48



Managed Account Fair Market Value & Analytics

For the Month Ending **November 30, 2024**

Dunlap CUSD #323 - Investment Account - 450555 - (40961950)

Security Type/Description Dated Date/Coupon/Maturity	CUSIP	Par	Broker	Next Call Date	Market Price	Market Value	Unreal G/L On Cost	Unreal G/L Amort Cost	Effective Duration	YTM at Mkt
Federal Agency Commercial Mortgage-Backed Security										
FHMS K087 A1 DTD 01/01/2019 3.591% 10/01/2027	3137FKUN4	44,969.18	Barclays		98.73	44,399.01	1,214.56	676.15	0.76	5.02
FHMS K087 A1 DTD 01/01/2019 3.591% 10/01/2027	3137FKUN4	67,453.76	TD Secur		98.73	66,598.51	(1,187.23)	(1,039.60)	0.76	5.02
FHMS K072 A1 DTD 01/01/2018 3.252% 11/01/2027	3137FEBP4	73,784.06	TD Secur		98.00	72,310.67	(1,196.70)	(1,317.81)	1.47	4.53
FHMS K082 A1 DTD 10/01/2018 3.920% 05/01/2028	3137FJKD0	138,264.11	BNPPSA		98.77	136,558.35	2,809.43	1,617.04	1.69	4.57
FHMS K073 A1 DTD 02/01/2018 3.350% 09/01/2028	3137FETM2	56,343.35	TD Secur		98.76	55,645.04	996.38	420.09	0.88	4.56
FHMS K092 A1 DTD 05/01/2019 3.125% 10/01/2028	3137FLYU2	118,323.48	WellsFar		97.27	115,090.29	3,750.65	2,448.26	1.88	4.54
Security Type Sub-Total		4,162,481.63				4,048,396.61	83,427.19	15,717.68	1.57	4.54
Federal Agency Collateralized Mortgage Obligation										
FHR 5050 XL DTD 11/01/2020 1.000% 07/01/2036	3137F7TC9	61,009.26	WellsFar		90.81	55,403.61	(4,156.67)	(4,438.44)	2.34	5.04
Security Type Sub-Total		61,009.26				55,403.61	(4,156.67)	(4,438.44)	2.34	5.04
Corporate Note										
MORGAN STANLEY FLOATING (CALLABLE) DTD 07/20/2021 5.079% 01/22/2025	61747YEB7	100,000.00	MorganSt	12/22/24	100.02	100,015.30	2,746.30	148.64	0.06	5.04
WELLS FARGO & COMPANY DTD 02/19/2015 3.000% 02/19/2025	94974BGH7	80,000.00	BOFAML		99.60	79,676.96	(639.04)	(346.40)	0.22	4.88
AMERICAN EXPRESS CO (CALLABLE) DTD 03/04/2022 2.250% 03/04/2025	025816CO0	25,000.00	Barclays	02/01/25	99.38	24,844.40	(130.35)	(153.43)	0.25	4.69
AMERICAN EXPRESS CO (CALLABLE) DTD 03/04/2022 2.250% 03/04/2025	025816CO0	60,000.00	JPMorgan	02/01/25	99.38	59,626.56	(266.04)	(364.19)	0.25	4.69
CINTAS CORPORATION NO. 2 (CALLABLE) DTD 05/03/2022 3.450% 05/01/2025	17252MAP5	40,000.00	FifthThi	04/01/25	99.42	39,768.52	(114.28)	(215.16)	0.41	4.86
CINTAS CORPORATION NO. 2 (CALLABLE) DTD 05/03/2022 3.450% 05/01/2025	17252MAP5	60,000.00	KEYB	04/01/25	99.42	59,652.78	(334.02)	(345.38)	0.41	4.86



Managed Account Fair Market Value & Analytics

For the Month Ending **November 30, 2024**

Dunlap CUSD #323 - Investment Account - 450555 - (40961950)

Security Type/Description	CUSIP	Par	Broker	Next Call Date	Market Price	Market Value	Unreal G/L On Cost	Unreal G/L Amort Cost	Effective Duration	YTM at Mkt
Corporate Note										
AUST & NZ BANKING GRP NY DTD 12/08/2022 5.088% 12/08/2025	05254JAA8	250,000.00	TD Secur		100.60	251,487.75	(564.75)	790.28	0.96	4.48
NATIONAL AUSTRALIA BK/NY DTD 01/10/2024 4.750% 12/10/2025	63253QAF1	250,000.00	BOFAML		100.18	250,438.00	1,048.00	770.88	0.97	4.57
VISA INC (CALLABLE) DTD 12/14/2015 3.150% 12/14/2025	92826CAD4	150,000.00	RBS	09/14/25	98.69	148,027.65	2,287.65	(287.32)	0.97	4.48
JPMORGAN CHASE & CO (CALLABLE) DTD 12/15/2022 5.546% 12/15/2025	46647PDM5	50,000.00	JPMorgan	12/15/24	100.01	50,004.85	4.85	4.85	0.05	5.68
STATE STREET CORP (CALLABLE) DTD 01/26/2023 4.857% 01/26/2026	857477BZ5	25,000.00	GoldmanS	01/26/25	99.97	24,993.42	(6.58)	(6.58)	0.15	5.19
BANK OF AMERICA CORP DTD 04/19/2016 3.500% 04/19/2026	06051GFX2	150,000.00	GoldmanS		98.52	147,778.05	2,006.55	(222.15)	1.33	4.61
CHARLES SCHWAB CORP (CALLABLE) DTD 05/13/2021 1.150% 05/13/2026	808513BR5	135,000.00	Deutsche	04/13/26	95.25	128,582.10	1,763.10	369.80	1.41	4.58
CATERPILLAR FINL SERVICE DTD 05/15/2023 4.350% 05/15/2026	14913UAA8	150,000.00	SGSA		99.92	149,885.55	(43.95)	(80.24)	1.39	4.40
TOYOTA MOTOR CREDIT CORP DTD 05/18/2023 4.450% 05/18/2026	89236TKT1	75,000.00	CRAG		99.98	74,981.25	(48.00)	(33.02)	1.40	4.47
AMERICAN HONDA FINANCE DTD 07/07/2023 5.250% 07/07/2026	02665WEK3	35,000.00	SMBC		101.02	35,355.39	579.74	475.38	1.49	4.58
AMERICAN HONDA FINANCE DTD 07/07/2023 5.250% 07/07/2026	02665WEK3	40,000.00	MIZU		101.02	40,406.16	455.36	432.40	1.49	4.58
AMERICAN HONDA FINANCE DTD 07/07/2023 5.250% 07/07/2026	02665WEK3	40,000.00	SGSA		101.02	40,406.16	205.76	297.47	1.49	4.58
MORGAN STANLEY DTD 07/25/2016 3.125% 07/27/2026	61761J3R8	125,000.00	GoldmanS		97.59	121,986.50	5,400.25	2,134.95	1.57	4.65
STATE STREET CORP (CALLABLE) DTD 08/03/2023 5.272% 08/03/2026	857477CD3	160,000.00	MorganSt	07/03/26	101.17	161,877.76	1,877.76	1,877.76	1.51	4.53
CITIBANK NA (CALLABLE) DTD 08/06/2024 4.929% 08/06/2026	17325FBJ6	250,000.00	CAS	07/06/26	100.53	251,335.00	1,207.50	1,227.98	1.53	4.59
TOYOTA MOTOR CREDIT CORP DTD 08/09/2024 4.550% 08/07/2026	89236TMJ1	45,000.00	MIZU		100.13	45,060.17	88.07	83.81	1.59	4.46
TOYOTA MOTOR CREDIT CORP DTD 08/09/2024 4.550% 08/07/2026	89236TMJ1	105,000.00	MorganSt		100.13	105,140.39	122.54	125.08	1.59	4.46



Managed Account Fair Market Value & Analytics

For the Month Ending **November 30, 2024**

Dunlap CUSD #323 - Investment Account - 450555 - (40961950)

Security Type/Description Dated Date/Coupon/Maturity	CUSIP	Par	Broker	Next Call Date	Market Price	Market Value	Unreal G/L On Cost	Unreal G/L Amort Cost	Effective Duration	YTM at Mkt
Corporate Note										
PACCAR FINANCIAL CORP DTD 08/10/2023 5.050% 08/10/2026	69371RS56	75,000.00	SUMITR		100.98	75,735.23	772.73	756.38	1.59	4.44
GOLDMAN SACHS GROUP INC (CALLABLE) DTD 08/10/2023 5.798% 08/10/2026	38145GAM2	100,000.00	GoldmanS	08/10/25	100.65	100,652.00	652.00	652.00	0.67	5.32
HOME DEPOT INC (CALLABLE) DTD 12/04/2023 4.950% 09/30/2026	437076CV2	65,000.00	JPMorgan	08/30/26	100.94	65,612.95	755.30	707.35	1.67	4.40
AMERICAN EXPRESS CO (CALLABLE) DTD 11/04/2021 1.650% 11/04/2026	025816CM9	125,000.00	WellsFar	10/04/26	94.57	118,216.13	3,186.13	1,409.07	1.86	4.63
NATIONAL RURAL UTIL COOP (CALLABLE) DTD 11/02/2023 5.600% 11/13/2026	63743HFK3	100,000.00	SUMITR	10/13/26	101.91	101,905.10	1,361.10	1,541.53	1.78	4.61
GOLDMAN SACHS GROUP INC (CALLABLE) DTD 11/16/2016 3.500% 11/16/2026	38145GAH3	125,000.00	MorganSt	11/16/25	97.74	122,174.88	5,441.13	2,570.90	1.69	4.74
AUST & NZ BANKING GRP NY DTD 01/18/2024 4.750% 01/18/2027	05253JAZ4	250,000.00	BOFAML		100.73	251,835.00	1,835.00	1,835.00	1.97	4.38
TEXAS INSTRUMENTS INC (CALLABLE) DTD 02/08/2024 4.600% 02/08/2027	882508CE2	130,000.00	BOFAML	01/08/27	100.55	130,718.51	801.71	779.97	1.99	4.33
ELI LILLY & CO (CALLABLE) DTD 02/09/2024 4.500% 02/09/2027	532457CJ5	150,000.00	Deutsche	01/09/27	100.41	150,615.00	694.50	673.73	2.00	4.30
BRISTOL-MYERS SQUIBB CO (CALLABLE) DTD 02/22/2024 4.900% 02/22/2027	110122EE4	45,000.00	Citigrou	01/22/27	101.12	45,505.94	554.54	542.56	2.02	4.36
BRISTOL-MYERS SQUIBB CO (CALLABLE) DTD 02/22/2024 4.900% 02/22/2027	110122EE4	80,000.00	JPMorgan	01/22/27	101.12	80,899.44	692.24	744.45	2.02	4.36
ASTRAZENECA FINANCE LLC (CALLABLE) DTD 02/26/2024 4.800% 02/26/2027	04636NAK9	110,000.00	Citigrou	01/26/27	100.90	110,991.21	1,176.01	1,131.23	2.03	4.37
CISCO SYSTEMS INC (CALLABLE) DTD 02/26/2024 4.800% 02/26/2027	17275RBO4	185,000.00	Deutsche	01/26/27	100.94	186,734.93	1,975.43	1,917.00	2.03	4.35
JOHN DEERE CAPITAL CORP DTD 03/07/2024 4.850% 03/05/2027	24422EXM6	75,000.00	SGSA		101.03	75,771.00	729.75	739.25	2.10	4.36
COOPERAT RABOBANK UA/NY DTD 03/05/2024 5.041% 03/05/2027	21688ABD3	250,000.00	BMO		101.49	253,730.00	3,442.50	3,509.32	2.09	4.34
AMERICAN HONDA FINANCE DTD 03/13/2024 4.900% 03/12/2027	02665WFD8	20,000.00	MAXE		100.86	20,172.66	172.66	172.66	2.11	4.49
AMERICAN HONDA FINANCE DTD 03/13/2024 4.900% 03/12/2027	02665WFD8	80,000.00	TD Secur		100.86	80,690.64	734.64	724.57	2.11	4.49



Managed Account Fair Market Value & Analytics

For the Month Ending **November 30, 2024**

Dunlap CUSD #323 - Investment Account - 450555 - (40961950)

Security Type/Description	CUSIP	Par	Broker	Next Call Date	Market Price	Market Value	Unreal G/L On Cost	Unreal G/L Amort Cost	Effective Duration	YTM at Mkt
Corporate Note										
STATE STREET CORP (CALLABLE) DTD 03/18/2024 4.993% 03/18/2027	857477CL5	35,000.00	Scotiaca	02/18/27	101.08	35,378.84	390.39	387.77	2.08	4.49
STATE STREET CORP (CALLABLE) DTD 03/18/2024 4.993% 03/18/2027	857477CL5	90,000.00	MorganSt	02/18/27	101.08	90,974.16	974.16	974.16	2.08	4.49
ADOBE INC (CALLABLE) DTD 04/04/2024 4.850% 04/04/2027	00724PAE9	90,000.00	BOFAML	03/04/27	101.12	91,004.13	1,049.13	1,039.76	2.13	4.34
UNITEDHEALTH GROUP INC (CALLABLE) DTD 03/21/2024 4.600% 04/15/2027	91324PEY4	125,000.00	Citigrou	03/15/27	100.45	125,557.25	2,119.75	1,812.94	2.17	4.40
NATIONAL RURAL UTIL COOP (CALLABLE) DTD 05/10/2024 5.100% 05/06/2027	63743HFR8	25,000.00	RBC Capi	04/27/26	101.36	25,339.45	343.95	343.12	2.22	4.54
NATIONAL RURAL UTIL COOP (CALLABLE) DTD 05/10/2024 5.100% 05/06/2027	63743HFR8	75,000.00	RBC Capi	04/27/26	101.36	76,018.35	1,064.85	1,056.62	2.22	4.54
PACCAR FINANCIAL CORP DTD 05/13/2024 5.000% 05/13/2027	69371RT22	75,000.00	WellsFar		101.57	76,179.00	1,236.75	1,226.66	2.28	4.32
CATERPILLAR FINL SERVICE DTD 05/14/2024 5.000% 05/14/2027	14913UAL4	75,000.00	SGAS		101.46	76,092.00	1,174.50	1,160.23	2.28	4.37
JOHN DEERE CAPITAL CORP DTD 06/11/2024 4.900% 06/11/2027	24422EXR5	150,000.00	JPMorgan		101.22	151,831.80	2,017.80	1,989.99	2.30	4.38
NATIONAL AUSTRALIA BK/NY DTD 06/11/2024 5.087% 06/11/2027	63253OAJ3	250,000.00	JANE		101.60	254,000.75	3,705.75	3,749.21	2.30	4.41
HOME DEPOT INC (CALLABLE) DTD 06/25/2024 4.875% 06/25/2027	437076DB5	65,000.00	MorganSt	05/25/27	101.22	65,794.30	1,009.45	980.14	2.29	4.37
PNC FINANCIAL SERVICES (CALLABLE) DTD 07/23/2024 5.102% 07/23/2027	693475BY0	125,000.00	PNCBank	07/23/26	100.56	125,699.12	699.12	699.12	1.56	5.02
BLACKROCK FUNDING INC (CALLABLE) DTD 07/26/2024 4.600% 07/26/2027	09290DAH4	150,000.00	BOFAML	06/26/27	100.70	151,047.75	1,052.25	1,051.45	2.39	4.32
HONEYWELL INTERNATIONAL (CALLABLE) DTD 08/01/2024 4.650% 07/30/2027	438516CX2	145,000.00	Deutsche	06/30/27	100.72	146,040.96	1,045.31	1,044.55	2.40	4.36
UNILEVER CAPITAL CORP (CALLABLE) DTD 08/12/2024 4.250% 08/12/2027	904764BU0	125,000.00	MUFG	07/12/27	99.75	124,681.37	(113.63)	(133.43)	2.45	4.35
ACCENTURE CAPITAL INC (CALLABLE) DTD 10/04/2024 3.900% 10/04/2027	00440KAA1	40,000.00	JPMorgan	09/04/27	98.84	39,537.88	(410.52)	(413.13)	2.61	4.33
ACCENTURE CAPITAL INC (CALLABLE) DTD 10/04/2024 3.900% 10/04/2027	00440KAA1	85,000.00	JPMorgan	09/04/27	98.84	84,018.00	(922.50)	(925.63)	2.61	4.33



Managed Account Fair Market Value & Analytics

For the Month Ending **November 30, 2024**

Dunlap CUSD #323 - Investment Account - 450555 - (40961950)

Security Type/Description Dated Date/Coupon/Maturity	CUSIP	Par	Broker	Next Call Date	Market Price	Market Value	Unreal G/L On Cost	Unreal G/L Amort Cost	Effective Duration	YTM at Mkt
Corporate Note										
BP CAP MARKETS AMERICA (CALLABLE) DTD 05/17/2024 5.017% 11/17/2027	10373OBY5	150,000.00	BOFAML	10/17/27	101.46	152,189.55	638.55	646.83	2.68	4.48
Security Type Sub-Total		6,240,000.00				6,254,675.95	59,698.85	43,782.74	1.71	4.51
Bank Note										
WELLS FARGO BANK NA (CALLABLE) DTD 08/09/2023 5.450% 08/07/2026	94988J6D4	250,000.00	WellsFar	07/07/26	101.36	253,401.75	3,421.75	3,412.99	1.52	4.60
Security Type Sub-Total		250,000.00				253,401.75	3,421.75	3,412.99	1.52	4.60
Managed Account Sub-Total		31,900,989.24				31,757,214.50	167,083.23	51,611.44	1.73	4.34
Local Government Investment Pool										
Illinois Portfolio, IIIT Class		25,495.59			1.00	25,495.59	0.00	0.00	0.00	
Liquid Sub-Total		25,495.59				25,495.59	0.00	0.00	0.00	
Securities Sub-Total		\$31,926,484.83				\$31,782,710.09	\$167,083.23	\$51,611.44	1.73	4.34%
Accrued Interest						\$301,319.40				
Total Investments						\$32,084,029.49				



Managed Account Security Transactions & Interest

For the Month Ending **November 30, 2024**

Dunlap CUSD #323 - Investment Account - 450555 - (40961950)

Transaction Type					Principal	Accrued		Realized G/L	Realized G/L	Sale
Trade	Settle	Security Description	CUSIP	Par	Proceeds	Interest	Total	Cost	Amort Cost	Method
BUY										
10/29/24	11/01/24	US TREASURY N/B DTD 10/15/2024 3.875% 10/15/2027	91282CLQ2	350,000.00	(347,894.53)	(633.41)	(348,527.94)			
10/30/24	11/04/24	FHMS K739 A2 DTD 11/01/2020 1.336% 09/01/2027	3137F64P9	350,000.00	(323,134.77)	(38.97)	(323,173.74)			
10/31/24	11/01/24	US TREASURY N/B DTD 10/15/2024 3.875% 10/15/2027	91282CLO2	425,000.00	(421,580.08)	(769.14)	(422,349.22)			
11/20/24	11/25/24	BP CAP MARKETS AMERICA (CALLABLE) DTD 05/17/2024 5.017% 11/17/2027	10373QBY5	150,000.00	(151,551.00)	(167.23)	(151,718.23)			
Transaction Type Sub-Total				1,275,000.00	(1,244,160.38)	(1,608.75)	(1,245,769.13)			
CALL										
11/01/24	11/01/24	STATE STREET CORP DTD 11/01/2019 2.354% 11/01/2025	857477BE2	150,000.00	150,000.00	0.00	150,000.00	8,991.00	0.00	
Transaction Type Sub-Total				150,000.00	150,000.00	0.00	150,000.00	8,991.00	0.00	
INTEREST										
11/01/24	11/01/24	STATE STREET CORP DTD 11/01/2019 2.354% 11/01/2025	857477BE2		0.00	1,765.50	1,765.50			
11/01/24	11/01/24	CINTAS CORPORATION NO. 2 (CALLABLE) DTD 05/03/2022 3.450% 05/01/2025	17252MAP5		0.00	1,725.00	1,725.00			
11/01/24	11/15/24	FG J32374 DTD 07/01/2015 2.500% 11/01/2028	31307NT79		0.00	131.60	131.60			
11/01/24	11/15/24	FHR 5050 XL DTD 11/01/2020 1.000% 07/01/2036	3137F7TC9		0.00	52.10	52.10			
11/01/24	11/25/24	FHMS K057 A2 DTD 09/01/2016 2.570% 07/01/2026	3137BROJ7		0.00	685.34	685.34			
11/01/24	11/25/24	FHMS K068 A2 DTD 10/01/2017 3.244% 08/01/2027	3137FBBX3		0.00	446.05	446.05			
11/01/24	11/25/24	FHMS K736 A2 DTD 09/01/2019 2.282% 07/01/2026	3137FNWX4		0.00	313.58	313.58			



Managed Account Security Transactions & Interest

For the Month Ending **November 30, 2024**

Dunlap CUSD #323 - Investment Account - 450555 - (40961950)

Transaction Type	Trade	Settle	Security Description	CUSIP	Par	Principal Proceeds	Accrued Interest	Total	Realized G/L Cost	Realized G/L Amort Cost	Sale Method
INTEREST											
	11/01/24	11/25/24	FN FM0047 DTD 01/01/2020 3.000% 12/01/2034	3140X3BR8		0.00	161.09	161.09			
	11/01/24	11/25/24	FHMS K733 A2 DTD 11/01/2018 3.750% 08/01/2025	3137FJXO7		0.00	435.34	435.34			
	11/01/24	11/25/24	FHMS K059 A2 DTD 11/01/2016 3.120% 09/01/2026	3137BSRE5		0.00	429.00	429.00			
	11/01/24	11/25/24	FHMS K072 A1 DTD 01/01/2018 3.252% 11/01/2027	3137FEBP4		0.00	204.91	204.91			
	11/01/24	11/25/24	FHMS K073 A1 DTD 02/01/2018 3.350% 09/01/2028	3137FETM2		0.00	164.21	164.21			
	11/01/24	11/25/24	FHMS K053 A2 DTD 03/01/2016 2.995% 12/01/2025	3137BN6G4		0.00	686.35	686.35			
	11/01/24	11/25/24	FN BM4614 DTD 10/01/2018 3.000% 03/01/2033	3140J9DU2		0.00	144.47	144.47			
	11/01/24	11/25/24	FHMS K051 A2 DTD 12/01/2015 3.308% 09/01/2025	3137BM7C4		0.00	412.28	412.28			
	11/01/24	11/25/24	FN FM5616 DTD 01/01/2021 3.000% 12/01/2034	3140X9G25		0.00	179.19	179.19			
	11/01/24	11/25/24	FHMS K069 A2 DTD 11/01/2017 3.187% 09/01/2027	3137FBU79		0.00	435.93	435.93			
	11/01/24	11/25/24	FHMS K092 A1 DTD 05/01/2019 3.125% 10/01/2028	3137FLYU2		0.00	313.63	313.63			
	11/01/24	11/25/24	FHMS K054 A2 DTD 04/01/2016 2.745% 01/01/2026	3137BNGT5		0.00	743.44	743.44			
	11/01/24	11/25/24	FNA 2016-M3 A2 DTD 03/01/2016 2.702% 02/01/2026	3136ARTE8		0.00	176.59	176.59			
	11/01/24	11/25/24	FHMS K082 A1 DTD 10/01/2018 3.920% 05/01/2028	3137FJKD0		0.00	460.44	460.44			
	11/01/24	11/25/24	FHMS K087 A1 DTD 01/01/2019 3.591% 10/01/2027	3137FKUN4		0.00	347.37	347.37			
	11/01/24	11/25/24	FNA 2016-M12 A2 DTD 11/01/2016 2.524% 09/01/2026	3136AUKX8		0.00	334.18	334.18			
	11/01/24	11/25/24	FHMS K065 A2 DTD 07/01/2017 3.243% 04/01/2027	3137F1G44		0.00	432.40	432.40			



Managed Account Security Transactions & Interest

For the Month Ending **November 30, 2024**

Dunlap CUSD #323 - Investment Account - 450555 - (40961950)

Transaction Type		Security Description	CUSIP	Par	Principal Proceeds	Accrued Interest	Total	Realized G/L Cost	Realized G/L Amort Cost	Sale Method
Trade	Settle									
INTEREST										
11/01/24	11/25/24	FR SB0364 DTD 06/01/2020 3.500% 06/01/2035	3132CWMM3		0.00	178.93	178.93			
11/01/24	11/25/24	FHMS K062 A2 DTD 02/01/2017 3.413% 12/01/2026	3137BUX60		0.00	967.02	967.02			
11/01/24	11/25/24	FHMS K058 A1 DTD 11/01/2016 2.340% 07/01/2026	3137BSP64		0.00	195.80	195.80			
11/01/24	11/25/24	FHMS K067 A2 DTD 09/01/2017 3.194% 07/01/2027	3137FAWS3		0.00	439.18	439.18			
11/01/24	11/25/24	FHMS K734 A2 DTD 04/01/2019 3.208% 02/01/2026	3137FLN34		0.00	398.12	398.12			
11/01/24	11/25/24	FHMS K058 A2 DTD 11/01/2016 2.653% 08/01/2026	3137BSP72		0.00	663.25	663.25			
11/04/24	11/04/24	AMERICAN EXPRESS CO (CALLABLE) DTD 11/04/2021 1.650% 11/04/2026	025816CM9		0.00	1,031.25	1,031.25			
11/06/24	11/06/24	NATIONAL RURAL UTIL COOP (CALLABLE) DTD 05/10/2024 5.100% 05/06/2027	63743HFR8		0.00	2,493.33	2,493.33			
11/13/24	11/13/24	NATIONAL RURAL UTIL COOP (CALLABLE) DTD 11/02/2023 5.600% 11/13/2026	63743HFK3		0.00	2,800.00	2,800.00			
11/13/24	11/13/24	PACCAR FINANCIAL CORP DTD 05/13/2024 5.000% 05/13/2027	69371RT22		0.00	1,875.00	1,875.00			
11/13/24	11/13/24	CHARLES SCHWAB CORP (CALLABLE) DTD 05/13/2021 1.150% 05/13/2026	808513BR5		0.00	776.25	776.25			
11/14/24	11/14/24	CATERPILLAR FINL SERVICE DTD 05/14/2024 5.000% 05/14/2027	14913UAL4		0.00	1,875.00	1,875.00			
11/15/24	11/15/24	US TREASURY N/B DTD 11/15/2023 4.625% 11/15/2026	91282CJK8		0.00	33,531.25	33,531.25			
11/15/24	11/15/24	US TREASURY N/B DTD 05/15/2023 3.625% 05/15/2026	91282CHB0		0.00	21,296.88	21,296.88			
11/15/24	11/15/24	US TREASURY N/B DTD 11/15/2022 4.500% 11/15/2025	91282CFW6		0.00	15,750.00	15,750.00			
11/15/24	11/15/24	US TREASURY N/B DTD 05/15/2024 4.500% 05/15/2027	91282CKR1		0.00	16,312.50	16,312.50			



Managed Account Security Transactions & Interest

For the Month Ending **November 30, 2024**

Dunlap CUSD #323 - Investment Account - 450555 - (40961950)

Transaction Type		Security Description	CUSIP	Par	Principal Proceeds	Accrued Interest	Total	Realized G/L Cost	Realized G/L Amort Cost	Sale Method
Trade	Settle									
INTEREST										
11/15/24	11/15/24	CATERPILLAR FINL SERVICE DTD 05/15/2023 4.350% 05/15/2026	14913UAA8		0.00	3,262.50	3,262.50			
11/16/24	11/16/24	GOLDMAN SACHS GROUP INC (CALLABLE) DTD 11/16/2016 3.500% 11/16/2026	38145GAH3		0.00	2,187.50	2,187.50			
11/18/24	11/18/24	TOYOTA MOTOR CREDIT CORP DTD 05/18/2023 4.450% 05/18/2026	89236TKT1		0.00	1,668.75	1,668.75			

Transaction Type Sub-Total					0.00	118,882.50	118,882.50			
-----------------------------------	--	--	--	--	-------------	-------------------	-------------------	--	--	--

PAYDOWNS										
11/01/24	11/15/24	FG J32374 DTD 07/01/2015 2.500% 11/01/2028	31307NT79	2,015.33	2,015.33	0.00	2,015.33	(35.27)	(21.12)	
11/01/24	11/15/24	FHR 5050 XL DTD 11/01/2020 1.000% 07/01/2036	3137F7TC9	1,507.16	1,507.16	0.00	1,507.16	35.80	29.05	
11/01/24	11/25/24	FN FM0047 DTD 01/01/2020 3.000% 12/01/2034	3140X3BR8	859.58	859.58	0.00	859.58	(54.39)	(40.83)	
11/01/24	11/25/24	FNA 2016-M12 A2 DTD 11/01/2016 2.524% 09/01/2026	3136AUKX8	469.74	469.74	0.00	469.74	31.45	22.30	
11/01/24	11/25/24	FR SB0364 DTD 06/01/2020 3.500% 06/01/2035	3132CWMM3	1,024.55	1,024.55	0.00	1,024.55	(79.40)	(60.40)	
11/01/24	11/25/24	FHMS K736 A2 DTD 09/01/2019 2.282% 07/01/2026	3137FNWX4	223.98	223.98	0.00	223.98	16.16	10.04	
11/01/24	11/25/24	FHMS K733 A2 DTD 11/01/2018 3.750% 08/01/2025	3137FJXO7	63.22	63.22	0.00	63.22	1.75	0.70	
11/01/24	11/25/24	FHMS K058 A1 DTD 11/01/2016 2.340% 07/01/2026	3137BSP64	3,763.51	3,763.51	0.00	3,763.51	192.88	115.28	
11/01/24	11/25/24	FHMS K069 A2 DTD 11/01/2017 3.187% 09/01/2027	3137FBU79	262.51	262.51	0.00	262.51	12.70	11.39	
11/01/24	11/25/24	FHMS K072 A1 DTD 01/01/2018 3.252% 11/01/2027	3137FEBP4	1,828.66	1,828.66	0.00	1,828.66	6.86	3.96	
11/01/24	11/25/24	FHMS K092 A1 DTD 05/01/2019 3.125% 10/01/2028	3137FLYU2	2,110.94	2,110.94	0.00	2,110.94	124.59	103.33	
11/01/24	11/25/24	FNA 2016-M3 A2 DTD 03/01/2016 2.702% 02/01/2026	3136ARTE8	121.53	121.53	0.00	121.53	4.11	1.56	



Managed Account Security Transactions & Interest

For the Month Ending **November 30, 2024**

Dunlap CUSD #323 - Investment Account - 450555 - (40961950)

Transaction Type		Security Description	CUSIP	Par	Principal Proceeds	Accrued Interest	Total	Realized G/L Cost	Realized G/L Amort Cost	Sale Method
Trade	Settle									
PAYDOWNS										
11/01/24	11/25/24	FHMS K051 A2 DTD 12/01/2015 3.308% 09/01/2025	3137BM7C4	307.30	307.30	0.00	307.30	12.58	5.38	
11/01/24	11/25/24	FHMS K087 A1 DTD 01/01/2019 3.591% 10/01/2027	3137FKUN4	2,195.03	2,195.03	0.00	2,195.03	(10.81)	(6.17)	
11/01/24	11/25/24	FHMS K073 A1 DTD 02/01/2018 3.350% 09/01/2028	3137FETM2	2,479.13	2,479.13	0.00	2,479.13	74.57	50.29	
11/01/24	11/25/24	FHMS K082 A1 DTD 10/01/2018 3.920% 05/01/2028	3137FJKD0	2,688.07	2,688.07	0.00	2,688.07	87.78	66.14	
11/01/24	11/25/24	FHMS K734 A2 DTD 04/01/2019 3.208% 02/01/2026	3137FLN34	152.03	152.03	0.00	152.03	7.19	4.05	
11/01/24	11/25/24	FN FM5616 DTD 01/01/2021 3.000% 12/01/2034	3140X9G25	956.19	956.19	0.00	956.19	(55.13)	(42.20)	
11/01/24	11/25/24	FN BM4614 DTD 10/01/2018 3.000% 03/01/2033	3140J9DU2	1,059.26	1,059.26	0.00	1,059.26	(69.51)	(50.31)	
11/01/24	11/25/24	FHMS K087 A1 DTD 01/01/2019 3.591% 10/01/2027	3137FKUN4	1,463.36	1,463.36	0.00	1,463.36	58.08	41.73	
Transaction Type Sub-Total				25,551.08	25,551.08	0.00	25,551.08	361.99	244.17	
SELL										
10/30/24	11/01/24	AIR PRODUCTS & CHEMICALS (CALLABLE) DTD 04/30/2020 1.500% 10/15/2025	009158BB1	100,000.00	97,245.00	66.67	97,311.67	5,059.00	(117.10)	FIFO
10/30/24	11/01/24	PEPSICO INC (CALLABLE) DTD 02/15/2023 4.550% 02/13/2026	713448FQ6	200,000.00	200,516.00	1,971.67	202,487.67	632.00	565.71	FIFO
10/31/24	11/01/24	US TREASURY N/B DTD 09/15/2022 3.500% 09/15/2025	91282CFK2	400,000.00	397,140.63	1,817.68	398,958.31	5,156.26	(477.16)	FIFO
10/31/24	11/01/24	NATIONAL RURAL UTIL COOP DTD 10/31/2022 5.450% 10/30/2025	63743HFF4	30,000.00	30,284.40	4.54	30,288.94	324.60	297.76	FIFO
11/25/24	11/25/24	US TREASURY N/B DTD 09/15/2022 3.500% 09/15/2025	91282CFK2	25,000.00	24,818.36	171.62	24,989.98	319.34	(43.99)	FIFO
Transaction Type Sub-Total				755,000.00	750,004.39	4,032.18	754,036.57	11,491.20	225.22	
Managed Account Sub-Total					(318,604.91)	121,305.93	(197,298.98)	20,844.19	469.39	



Managed Account Security Transactions & Interest

For the Month Ending **November 30, 2024**

Dunlap CUSD #323 - Investment Account - 450555 - (40961950)

Total Security Transactions	(\$318,604.91)	\$121,305.93	(\$197,298.98)	\$20,844.19	\$469.39
------------------------------------	-----------------------	---------------------	-----------------------	--------------------	-----------------



Account Statement

For the Month Ending **November 30, 2024**

Dunlap CUSD #323 - Investment Account - 450555

Trade Date	Settlement Date	Transaction Description	Share or Unit Price	Dollar Amount of Transaction	Total Shares Owned
Illinois Portfolio, IIIT Class					
Opening Balance					225,015.24
11/01/24	11/01/24	Purchase - Interest 17252MAP5	1.00	1,725.00	226,740.24
11/01/24	11/01/24	Purchase - Interest 857477BE2	1.00	1,765.50	228,505.74
11/01/24	11/01/24	Purchase - Interest 009158BB1	1.00	66.67	228,572.41
11/01/24	11/01/24	Purchase - Principal 009158BB1	1.00	97,245.00	325,817.41
11/01/24	11/01/24	Purchase - Principal 63743HFF4	1.00	30,284.40	356,101.81
11/01/24	11/01/24	Purchase - Interest 63743HFF4	1.00	4.54	356,106.35
11/01/24	11/01/24	Purchase - Interest 713448FQ6	1.00	1,971.67	358,078.02
11/01/24	11/01/24	Purchase - Principal 713448FQ6	1.00	200,516.00	558,594.02
11/01/24	11/01/24	Purchase - Principal 91282CFK2	1.00	397,140.63	955,734.65
11/01/24	11/01/24	Purchase - Interest 91282CFK2	1.00	1,817.68	957,552.33
11/01/24	11/01/24	Purchase - Principal 857477BE2	1.00	150,000.00	1,107,552.33
11/01/24	11/01/24	Redemption - Interest 91282CLQ2	1.00	(633.41)	1,106,918.92
11/01/24	11/01/24	Redemption - Principal 91282CLQ2	1.00	(347,894.53)	759,024.39
11/01/24	11/01/24	Redemption - Interest 91282CLQ2	1.00	(769.14)	758,255.25
11/01/24	11/01/24	Redemption - Principal 91282CLQ2	1.00	(421,580.08)	336,675.17
11/04/24	11/04/24	Purchase - Interest 025816CM9	1.00	1,031.25	337,706.42
11/04/24	11/04/24	Redemption - Principal 3137F64P9	1.00	(323,134.77)	14,571.65
11/04/24	11/04/24	Redemption - Interest 3137F64P9	1.00	(38.97)	14,532.68
11/06/24	11/06/24	Purchase - Interest 63743HFR8	1.00	2,493.33	17,026.01
11/13/24	11/13/24	Purchase - Interest 63743HFK3	1.00	2,800.00	19,826.01
11/13/24	11/13/24	Purchase - Interest 69371RT22	1.00	1,875.00	21,701.01



Account Statement

For the Month Ending **November 30, 2024**

Dunlap CUSD #323 - Investment Account - 450555

Trade Date	Settlement Date	Transaction Description	Share or Unit Price	Dollar Amount of Transaction	Total Shares Owned
Illinois Portfolio, IIIT Class					
11/13/24	11/13/24	Purchase - Interest 808513BR5	1.00	776.25	22,477.26
11/14/24	11/14/24	Purchase-Interest 14913UAL4	1.00	1,875.00	24,352.26
11/15/24	11/15/24	Purchase - Interest 14913UAA8	1.00	3,262.50	27,614.76
11/15/24	11/15/24	Purchase - Interest 91282CFW6	1.00	15,750.00	43,364.76
11/15/24	11/15/24	Purchase - Interest 91282CHB0	1.00	21,296.88	64,661.64
11/15/24	11/15/24	Purchase - Interest 91282CJK8	1.00	33,531.25	98,192.89
11/15/24	11/15/24	Purchase - Interest 91282CKR1	1.00	16,312.50	114,505.39
11/15/24	11/15/24	Purchase - Interest 31307NT79	1.00	131.60	114,636.99
11/15/24	11/15/24	Purchase - Interest 3137F7TC9	1.00	52.10	114,689.09
11/15/24	11/15/24	Purchase - Principal 31307NT79	1.00	2,015.33	116,704.42
11/15/24	11/15/24	Purchase - Principal 3137F7TC9	1.00	1,507.16	118,211.58
11/18/24	11/18/24	Purchase - Interest 38145GAH3	1.00	2,187.50	120,399.08
11/18/24	11/18/24	Purchase - Interest 89236TKT1	1.00	1,668.75	122,067.83
11/25/24	11/25/24	Purchase - Interest 3132CWMM3	1.00	178.93	122,246.76
11/25/24	11/25/24	Purchase - Interest 3136ARTE8	1.00	176.59	122,423.35
11/25/24	11/25/24	Purchase - Interest 3136AUKX8	1.00	334.18	122,757.53
11/25/24	11/25/24	Purchase - Interest 3137FEBP4	1.00	204.91	122,962.44
11/25/24	11/25/24	Purchase - Interest 3137FETM2	1.00	164.21	123,126.65
11/25/24	11/25/24	Purchase - Interest 3137FJKD0	1.00	460.44	123,587.09
11/25/24	11/25/24	Purchase - Interest 3137FJXQ7	1.00	435.34	124,022.43
11/25/24	11/25/24	Purchase - Interest 3137BM7C4	1.00	412.28	124,434.71
11/25/24	11/25/24	Purchase - Interest 3137BN6G4	1.00	686.35	125,121.06



Account Statement

For the Month Ending **November 30, 2024**

Dunlap CUSD #323 - Investment Account - 450555

Trade Date	Settlement Date	Transaction Description	Share or Unit Price	Dollar Amount of Transaction	Total Shares Owned
Illinois Portfolio, IIIT Class					
11/25/24	11/25/24	Purchase - Interest 3137BNGT5	1.00	743.44	125,864.50
11/25/24	11/25/24	Purchase - Interest 3137BRQJ7	1.00	685.34	126,549.84
11/25/24	11/25/24	Purchase - Interest 3137BSP64	1.00	195.80	126,745.64
11/25/24	11/25/24	Purchase - Interest 3137BSP72	1.00	663.25	127,408.89
11/25/24	11/25/24	Purchase - Interest 3137BSRE5	1.00	429.00	127,837.89
11/25/24	11/25/24	Purchase - Interest 3137BUX60	1.00	967.02	128,804.91
11/25/24	11/25/24	Purchase - Interest 3137F1G44	1.00	432.40	129,237.31
11/25/24	11/25/24	Purchase - Interest 3137FAWS3	1.00	439.18	129,676.49
11/25/24	11/25/24	Purchase - Interest 3137FBBX3	1.00	446.05	130,122.54
11/25/24	11/25/24	Purchase - Interest 3137FBU79	1.00	435.93	130,558.47
11/25/24	11/25/24	Purchase - Interest 3137FKUN4	1.00	347.37	130,905.84
11/25/24	11/25/24	Purchase - Interest 3137FLN34	1.00	398.12	131,303.96
11/25/24	11/25/24	Purchase - Interest 3137FLYU2	1.00	313.63	131,617.59
11/25/24	11/25/24	Purchase - Interest 3137FNWX4	1.00	313.58	131,931.17
11/25/24	11/25/24	Purchase - Interest 3140J9DU2	1.00	144.47	132,075.64
11/25/24	11/25/24	Purchase - Interest 3140X3BR8	1.00	161.09	132,236.73
11/25/24	11/25/24	Purchase - Interest 3140X9G25	1.00	179.19	132,415.92
11/25/24	11/25/24	Purchase - Interest 91282CFK2	1.00	171.62	132,587.54
11/25/24	11/25/24	Purchase - Principal 91282CFK2	1.00	24,818.36	157,405.90
11/25/24	11/25/24	Purchase - Principal 3132CWMM3	1.00	1,024.55	158,430.45
11/25/24	11/25/24	Purchase - Principal 3140J9DU2	1.00	1,059.26	159,489.71
11/25/24	11/25/24	Purchase - Principal 3140X3BR8	1.00	859.58	160,349.29



Account Statement

For the Month Ending **November 30, 2024**

Dunlap CUSD #323 - Investment Account - 450555

Trade Date	Settlement Date	Transaction Description	Share or Unit Price	Dollar Amount of Transaction	Total Shares Owned
Illinois Portfolio, IIIT Class					
11/25/24	11/25/24	Purchase - Principal 3140X9G25	1.00	956.19	161,305.48
11/25/24	11/25/24	Purchase - Principal 3136ARTE8	1.00	121.53	161,427.01
11/25/24	11/25/24	Purchase - Principal 3136AUKX8	1.00	469.74	161,896.75
11/25/24	11/25/24	Purchase - Principal 3137BM7C4	1.00	307.30	162,204.05
11/25/24	11/25/24	Purchase - Principal 3137FJKD0	1.00	2,688.07	164,892.12
11/25/24	11/25/24	Purchase - Principal 3137FLN34	1.00	152.03	165,044.15
11/25/24	11/25/24	Purchase - Principal 3137BSP64	1.00	3,763.51	168,807.66
11/25/24	11/25/24	Purchase - Principal 3137FNWX4	1.00	223.98	169,031.64
11/25/24	11/25/24	Purchase - Principal 3137FLYU2	1.00	2,110.94	171,142.58
11/25/24	11/25/24	Purchase - Principal 3137FBU79	1.00	262.51	171,405.09
11/25/24	11/25/24	Purchase - Principal 3137FEBP4	1.00	1,828.66	173,233.75
11/25/24	11/25/24	Purchase - Principal 3137FKUN4	1.00	2,195.03	175,428.78
11/25/24	11/25/24	Purchase - Principal 3137FKUN4	1.00	1,463.36	176,892.14
11/25/24	11/25/24	Purchase - Principal 3137FJXQ7	1.00	63.22	176,955.36
11/25/24	11/25/24	Purchase - Principal 3137FETM2	1.00	2,479.13	179,434.49
11/25/24	11/25/24	Redemption - Principal 10373QBY5	1.00	(151,551.00)	27,883.49
11/25/24	11/25/24	Redemption - Interest 10373QBY5	1.00	(167.23)	27,716.26
11/29/24	11/29/24	IP Fees August 2024	1.00	(2,557.14)	25,159.12
11/29/24	12/02/24	Accrual Income Div Reinvestment - Distributions	1.00	336.47	25,495.59



Account Statement

For the Month Ending **November 30, 2024**

Dunlap CUSD #323 - Investment Account - 450555

Trade Date	Settlement Date	Transaction Description	Share or Unit Price	Dollar Amount of Transaction	Total Shares Owned
Closing Balance					25,495.59
	Month of November	Fiscal YTD July-November			
Opening Balance	225,015.24	34,967.76	Closing Balance	25,495.59	
Purchases	1,048,806.62	6,664,340.98	Average Monthly Balance	85,868.94	
Redemptions (Excl. Checks)	(1,248,326.27)	(6,673,813.15)	Monthly Distribution Yield	4.74%	
Check Disbursements	0.00	0.00			
Closing Balance	25,495.59	25,495.59			
Cash Dividends and Income	336.47	2,222.93			



Account Statement - Transaction Summary

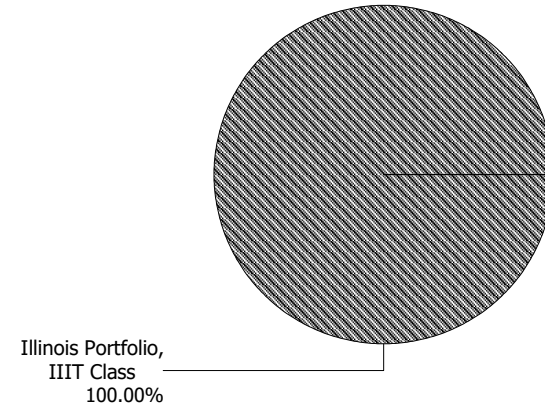
For the Month Ending **November 30, 2024**

Dunlap CUSD #323 - Short Term Account - 450564

Illinois Portfolio, IIIT Class	
Opening Market Value	5,582,784.60
Purchases	21,760.95
Redemptions	0.00
Unsettled Trades	0.00
Change in Value	0.00
Closing Market Value	\$5,604,545.55
Cash Dividends and Income	21,760.95

Asset Summary		
	November 30, 2024	October 31, 2024
Illinois Portfolio, IIIT Class	5,604,545.55	5,582,784.60
Total	\$5,604,545.55	\$5,582,784.60

Asset Allocation	
Illinois Portfolio, IIIT Class	100.00%





Account Statement

For the Month Ending **November 30, 2024**

Dunlap CUSD #323 - Short Term Account - 450564

Trade Date	Settlement Date	Transaction Description	Share or Unit Price	Dollar Amount of Transaction	Total Shares Owned
Illinois Portfolio, IIIT Class					
Opening Balance					5,582,784.60
11/29/24	12/02/24	Accrual Income Div Reinvestment - Distributions	1.00	21,760.95	5,604,545.55
Closing Balance					5,604,545.55

	Month of November	Fiscal YTD July-November
Opening Balance	5,582,784.60	5,486,809.00
Purchases	21,760.95	117,736.55
Redemptions (Excl. Checks)	0.00	0.00
Check Disbursements	0.00	0.00
Closing Balance	5,604,545.55	5,604,545.55
Cash Dividends and Income	21,760.95	117,736.55

Closing Balance	5,604,545.55
Average Monthly Balance	5,584,235.33
Monthly Distribution Yield	4.74%