

Browning Elementary School

Board Report

February 2018

To be safe, Expect respect, Act responsibly Mindful learner BES (TEAM BES).
MBI mission is Promoting a positive, safe, and respectful environment that will last a lifetime.

Certified Attendance for January-90%

Classified Attendance for January-88%

BES staff Perfect Attendance Total for January-1

100% Attendance for January- *Congratulations to Carina Stoves*

3rd grade % for January 80%

4th grade % for January 92%

BES Student % for January 81%

Home visits- 0

Enrollment for January: 1st grade : 1 2nd grade 159 3rd grade 164 4th grade 2 Total: 326

Referrals for January: 2nd 6 3rd 16 4th 0 Total: 22

Perfect Attendance: 2nd 4 3rd 8 4th 0 Total : 12

95% or better: 2nd 33 3rd 30 4th 1 Total: 63

Absent or Drop students: Dropped: 42(1 moved to Canada, 1 in Washington and will enroll her there) Transferred: 3

Enrolled: 2 Unaccounted for: None

2018 Journal Buddy Project

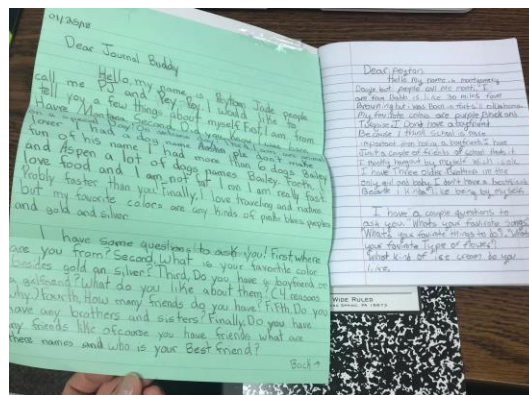
Browning Elementary and Buffalo Hide Academy are partnering in a "Journal Buddy" Project for the Spring semester. Students from Miss Jeckell's 3rd grade class at BES and Mr. Rink's Astronomy class at the Buffalo Hide Academy will be writing journal letters back and fourth for the next 3-4 months. The journals will be written in letter format and students will have guidelines for each entry consisting of getting to know one another and also discussing interesting things happening in the astronomy world.

Last year, this project went extremely well, and there was learning, mentoring and an excitement in education accomplished on both sides!

We started the last week of January in this great collaboration. The students in both classes will be improving their writing skills, along with learning and peer discussion about astronomy.

A huge thank you to Matthew Johnson and Jennifer Wagner for encouraging these educational partnerships each year!

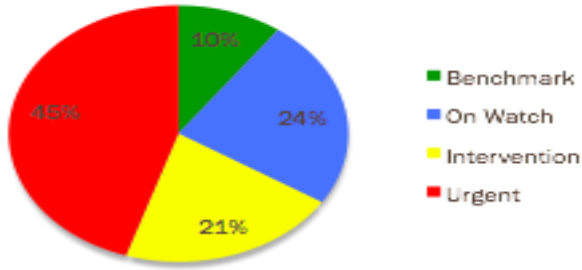
Collaboration among schools creates such a powerful experience for students and teachers!



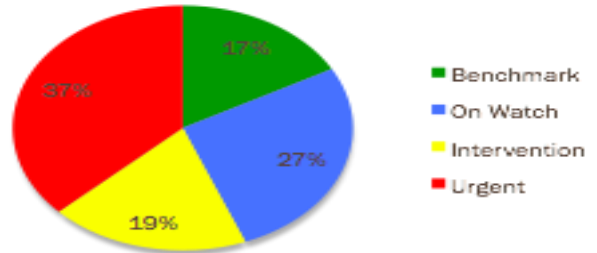
SECOND GRADE STAR Math Data

10% Goal: Second grade goal is to increase Tier (Benchmark) from 10% to 20% and decrease Tier 3 (Intervention & Urgent from 66% to 56%) by May 2018.

2nd Grade - Fall



2nd Grade - Winter



Sept. Status

Tier 1: 10% 16 students
 Tier 2: 24% 37 students
 Tier 3: 66% 101 students

Current January Status

Tier 1: 17% 27 students
 Tier 2: 27% 43 students
 Tier 3: 56% 89 students

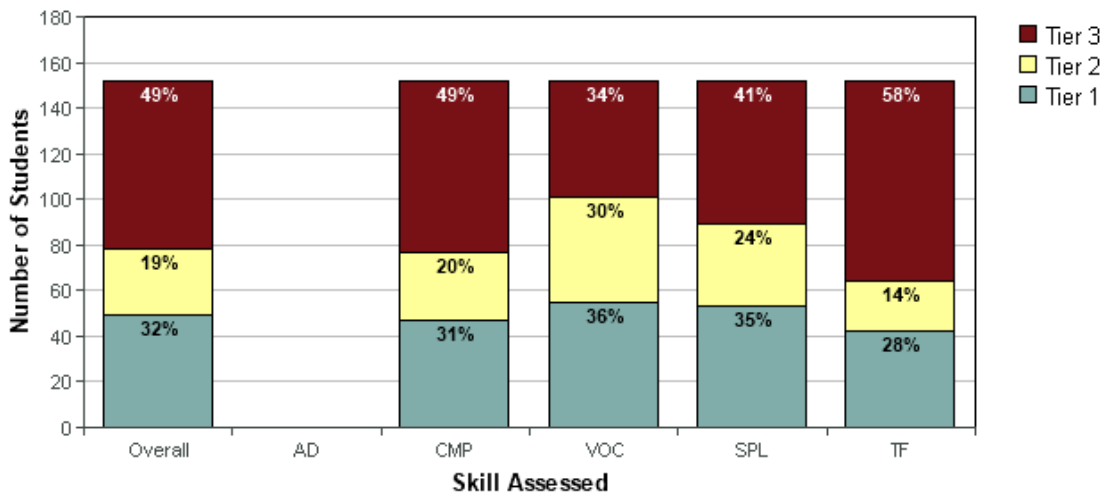
THIRD GRADE STAR Math Data

10% Goal: Third grade goal is to increase Tier (Benchmark) from 10% to 20% and decrease Tier 3 (Intervention & Urgent from 64% to 54% by May 2018

Increase Proficient by 10% in Reading on ISIP by May 2018

Decrease Intensive by 10% in Reading on ISIP by May 2018

2nd Grade - September 2017



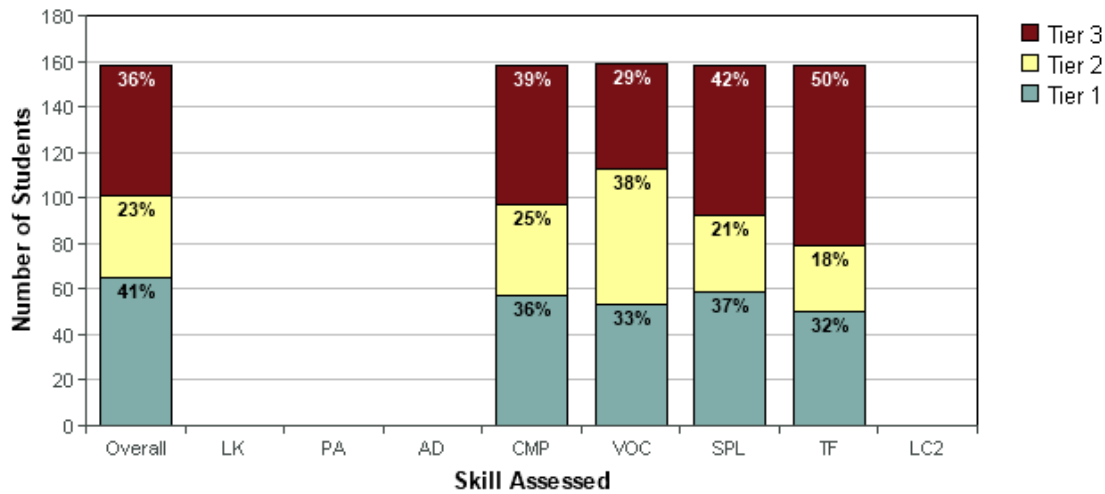
Tier	Sept. 2017	Jan. 2018 Goal
Intensive	74 or 49%	39%
Strategic	29 or 19%	XXXXXXXXXXXX
Benchmark	49 or 32%	42%

- 2nd grade goal is to decrease intensive from 49% to 39% by January 2018
- 2nd grade goal is to increase benchmark from 32% to 42% by January 2018

Increase **Proficient** by 10% in Reading on ISIP by May 2018

Decrease **Intensive** by 10% in Reading on ISIP by May 2018

3rd Grade - September 2017



Tier	Sept. 2017	Jan. 2018 Goal
Intensive	57 or 36%	26%
Strategic	36 or 27%	XXXXXXXXXXXX
Benchmark	65 or 41%	51%

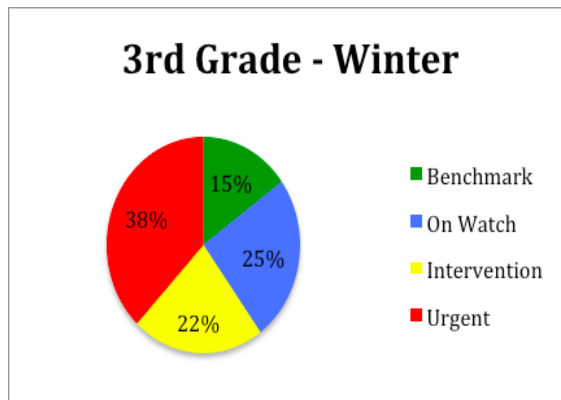
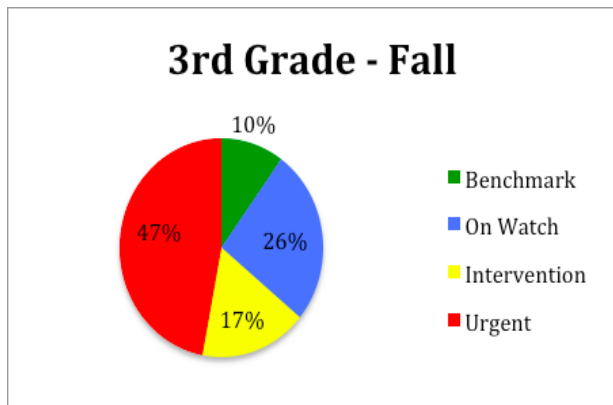
- 3rd grade goal is to decrease intensive from 36% to 26% by January 2018
- 3rd grade goal is to increase benchmark from 41% to 51% by January 2017

Both grade levels have implemented the Wonders ELA tool. Start Smart instruction started for 2 weeks and Unit 1 Week 1 began with an introduction to small group stations. The following week teachers implemented whole group and small group instruction.

All teachers gave the first Weekly assessment.

Teachers are collaborating within grade levels about the ELA tool.

ISIP has been given to all students and progress monitoring will begin in October.



Sept. Status

Tier 1: 10% 15 students
 Tier 2: 26% 39 students
 Tier 3: 64% 96 students

Current January Status

Tier 1: 15% 23 students
 Tier 2: 25% 39 students
 Tier 3: 60% 95 students

STAR Math data by subgroups

English Language Learner subgroup data

Second Grade (7 students)
 # of students

	Fall	Winter
Tier 1:	0	0
Tier 2:	1	2
Tier 3:	6	5

Third Grade (123 students)
 # of students

	Fall	Winter
Tier 1:	9	15
Tier 2:	33	33
Tier 3:	74	73

According to the English Language subgroup data there was little movement within in Tiers. We will need to focus on professional development to increase student's academic acquisition for math. Teachers will need to focus on working with these students in their room.

Homeless subgroup data

Second Grade (19 students)
 # of students

	Fall	Winter
Tier 1:	2	3
Tier 2:	1	3
Tier 3:	13	13

Third Grade (11 students)
 # of students

	Fall	Winter
Tier 1:	1	3
Tier 2:	3	1
Tier 3:	7	6

Sped Subgroup data

Second Grade (27 students)
 # of students

	Fall	Winter
--	------	--------

Third Grade (32 students)
 # of students

	Fall	Winter
--	------	--------

Tier 1:	1	3
Tier 2:	5	4
Tier 3:	21	20

Tier 1:	0	1
Tier 2:	4	5
Tier 3:	21	18

Boys Subgroup data

Second Grade (73 students)
of students

	Fall	Winter
Tier 1:	8	15
Tier 2:	20	22
Tier 3:	44	36

Third Grade (83 students)
of students

	Fall	Winter
Tier 1:	9	13
Tier 2:	21	19
Tier 3:	48	51

In second grade there is movement in all three Tiers in the boys subgroup data. For third grade we will need to focus on Tier 3 since there was an increase from 48 students to 51 students.

Girls Subgroup data

Second Grade (85 students)
of students

	Fall	Winter
Tier 1:	8	11
Tier 2:	16	21
Tier 3:	57	53

Third Grade (69 students)
of students

	Fall	Winter
Tier 1:	6	8
Tier 2:	14	19
Tier 3:	46	42

I love to READ MONTH

As always, Board Members are welcome to visit our wonderful school!