

Annual Performance Report Public Hearing

2024-2025

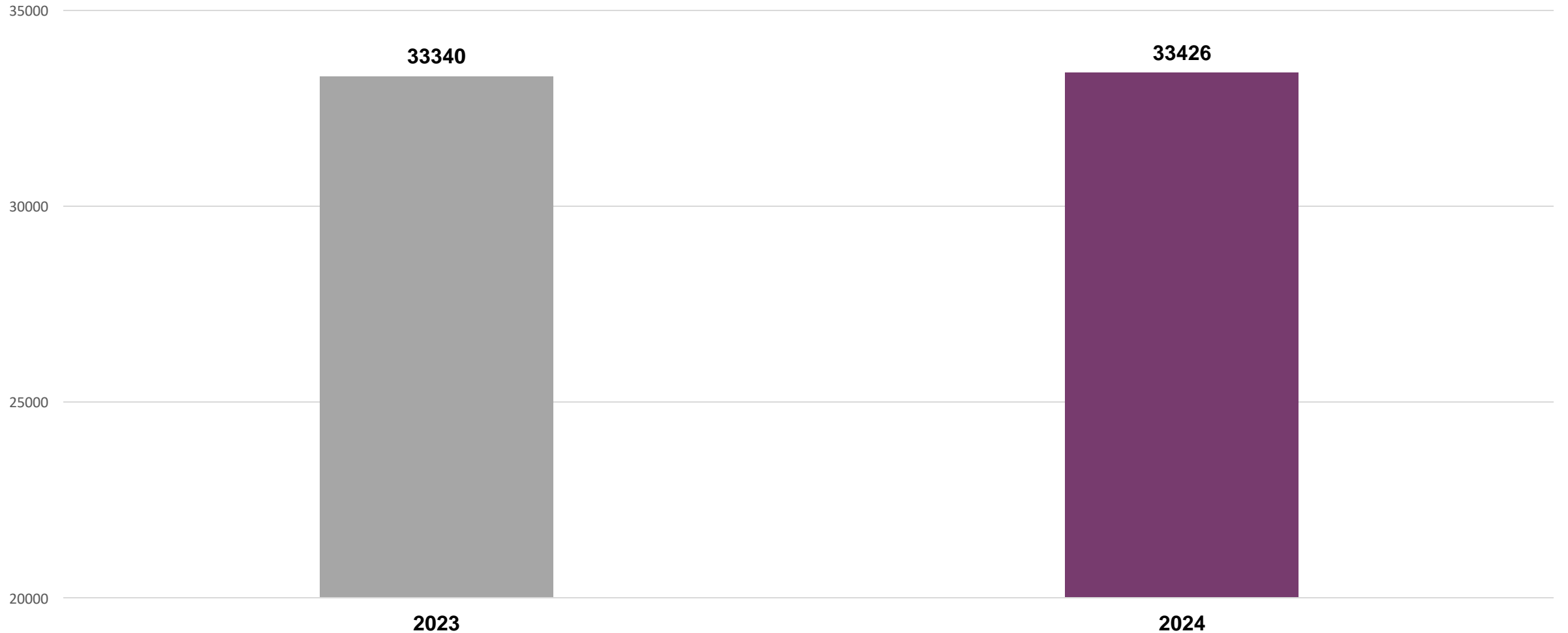


7 Sections of the Annual Report

1. 2023-2024 Texas Academic Report (PDF TAPR)
2. PEIMS Financial Standard Report (2023-2024 Financial Actual Report)
3. 2023-2024 District Accreditation Status
4. Campus Performance Objectives
5. Report on Violent or Criminal Incidents on Campuses
6. Student Performance in Postsecondary Institutions
7. 2032-2024 TAPR Glossary

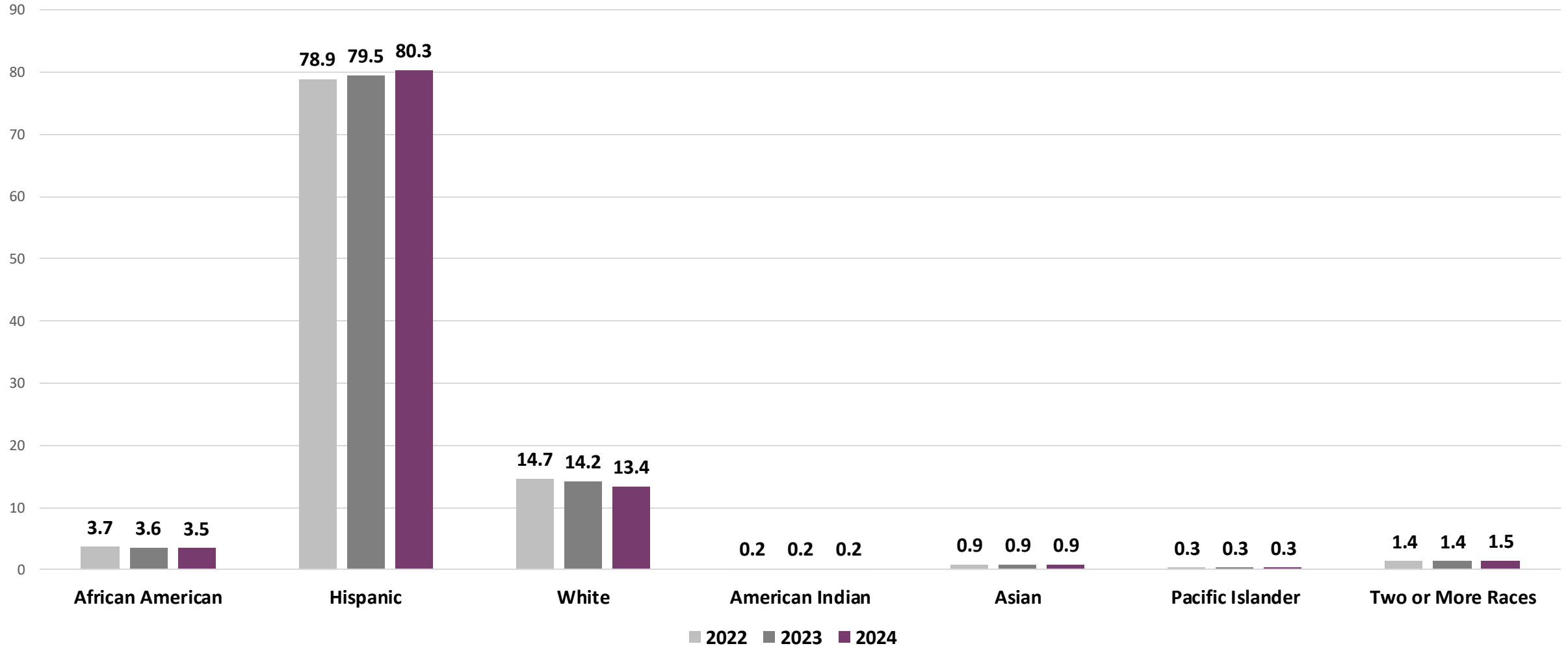
Section 1: District Profile

District Total Enrollment Numbers (2023 v 2024)



Section 1: District Profile

Percentage of District Total Enrollment by Ethnicity (2022, 2023, and 2024 Snapshots)



Section 1: State of Texas Assessments of Academic Readiness (STAAR)

STAAR Performance (2023-2024) reported for:

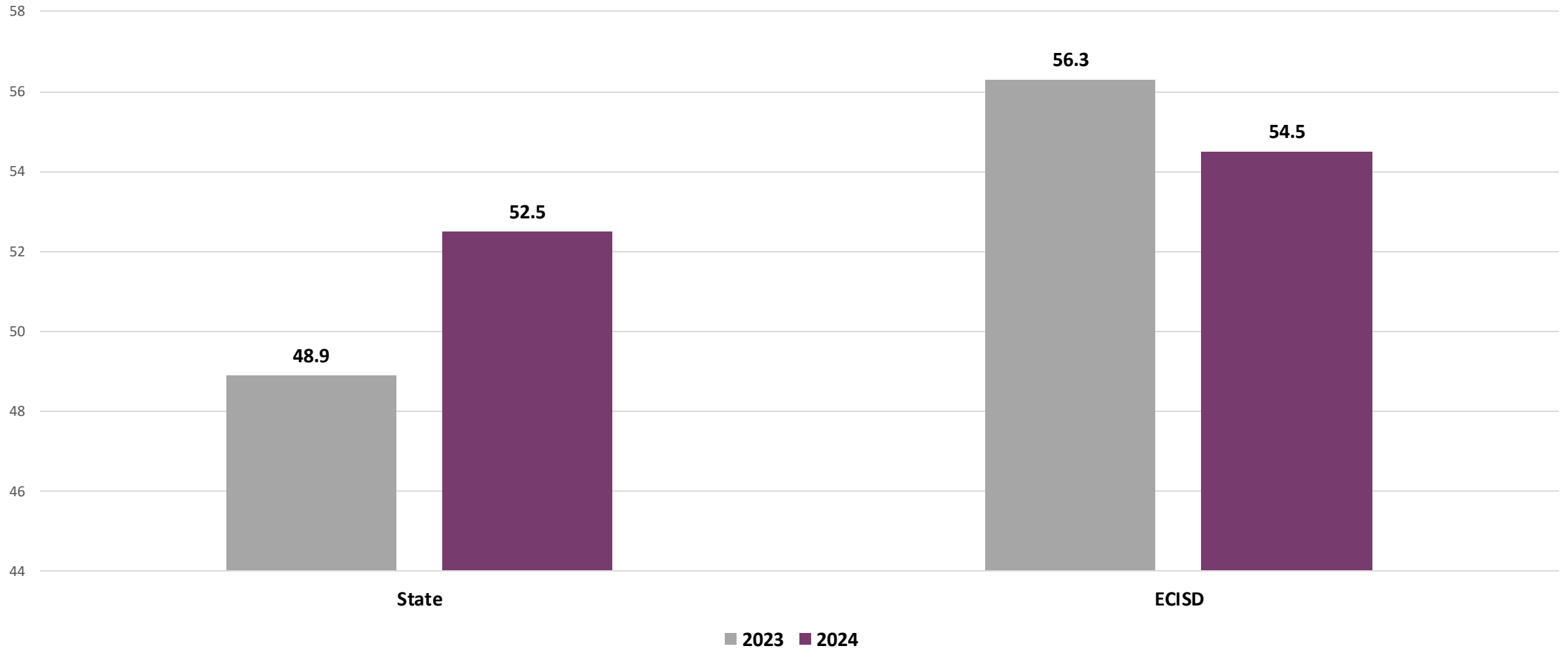
- Grades 3-8 Reading and Math
- Grades 5 and 8 Science
- Grade 8 Social Studies
- End of Course: Algebra 1, Biology, English I, English II, U.S. History
- Accelerated Testers - SAT/ACT Math scores for students who took and passed Algebra I in 8th grade

School Progress and Academic Growth (2023-2024):

- STAAR 4-8 Reading, English I and II EOC
- STAAR 4-8 Math, Algebra I

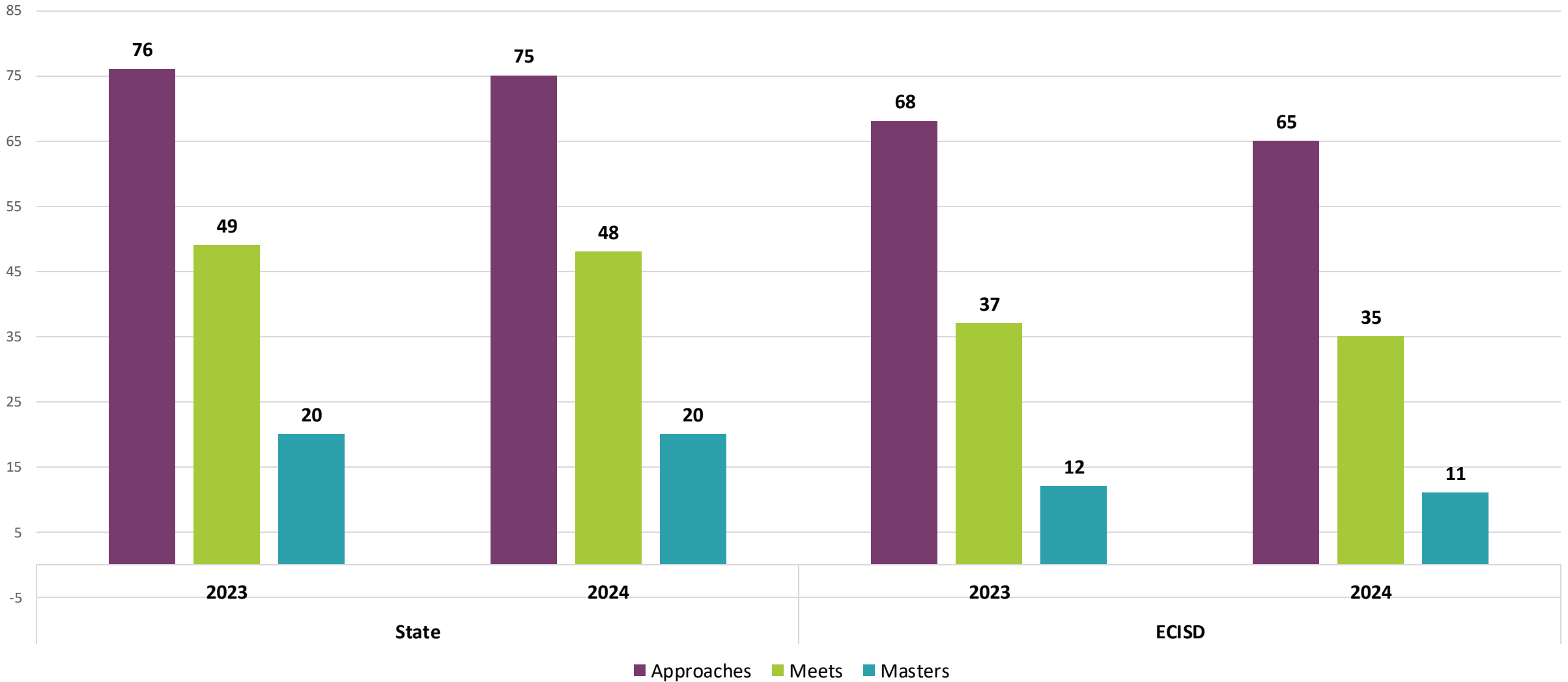
Section 1: Kindergarten Readiness

Kindergarten Readiness (2023 v 2024)



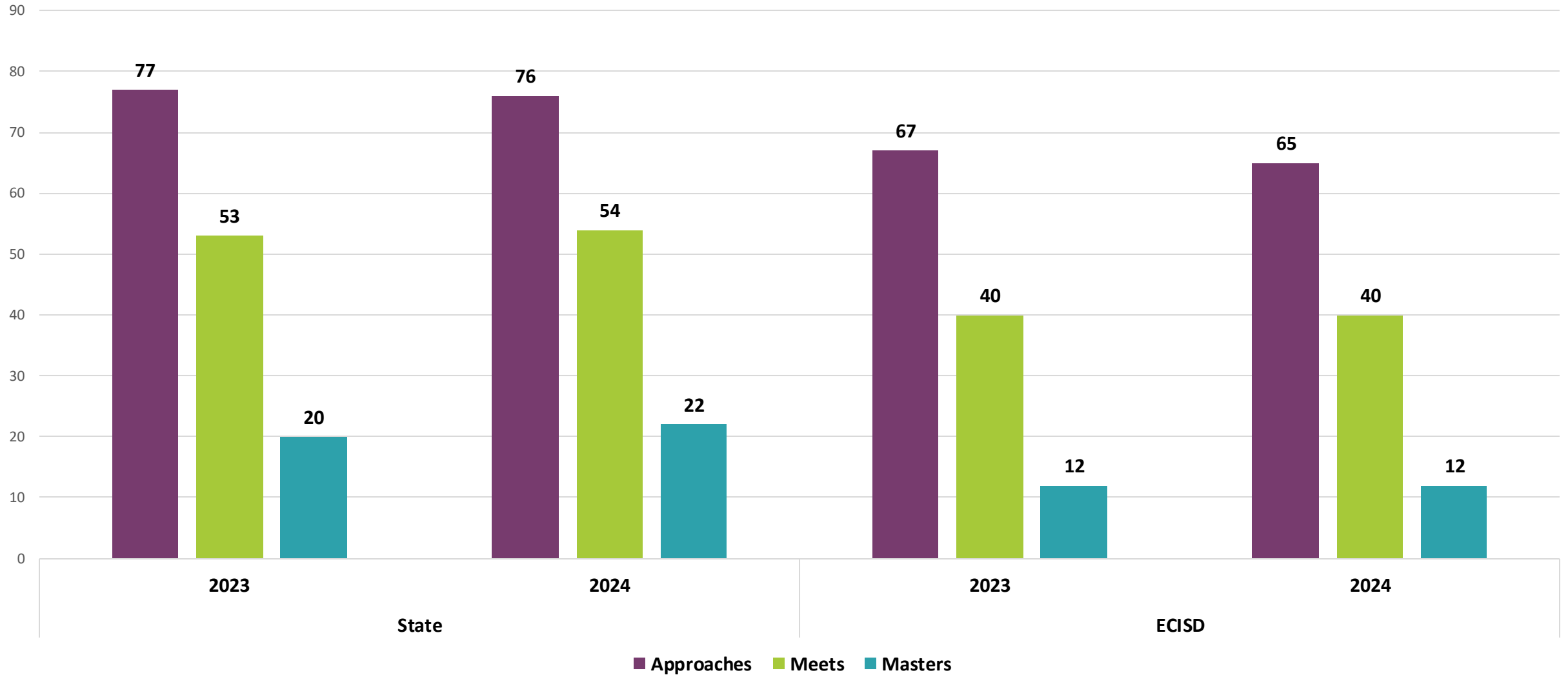
Section 1: STAAR Performance

Percentage of STAAR Performance Across All Subjects and All Grade Levels (2023 v 2024)



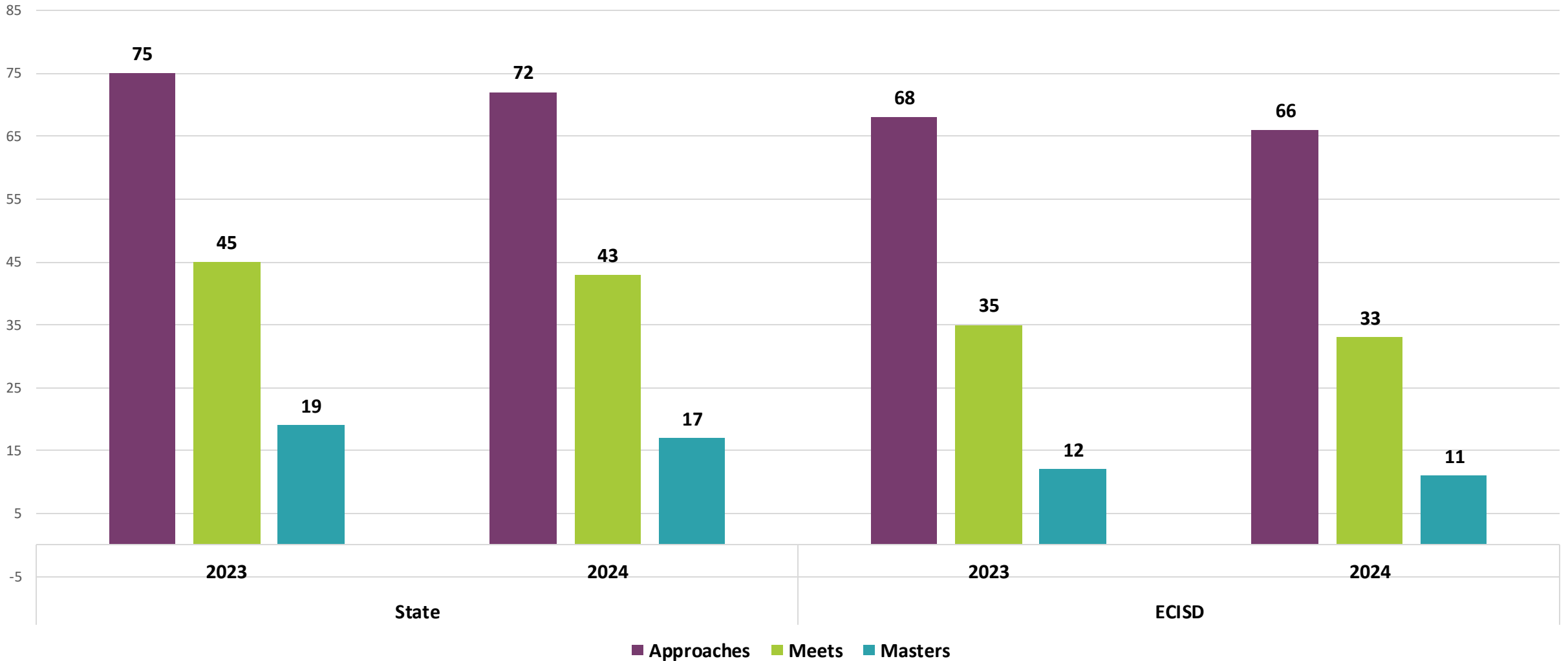
Section 1: STAAR Performance

Percentage of STAAR Performance: RLA (2023 v 2024)



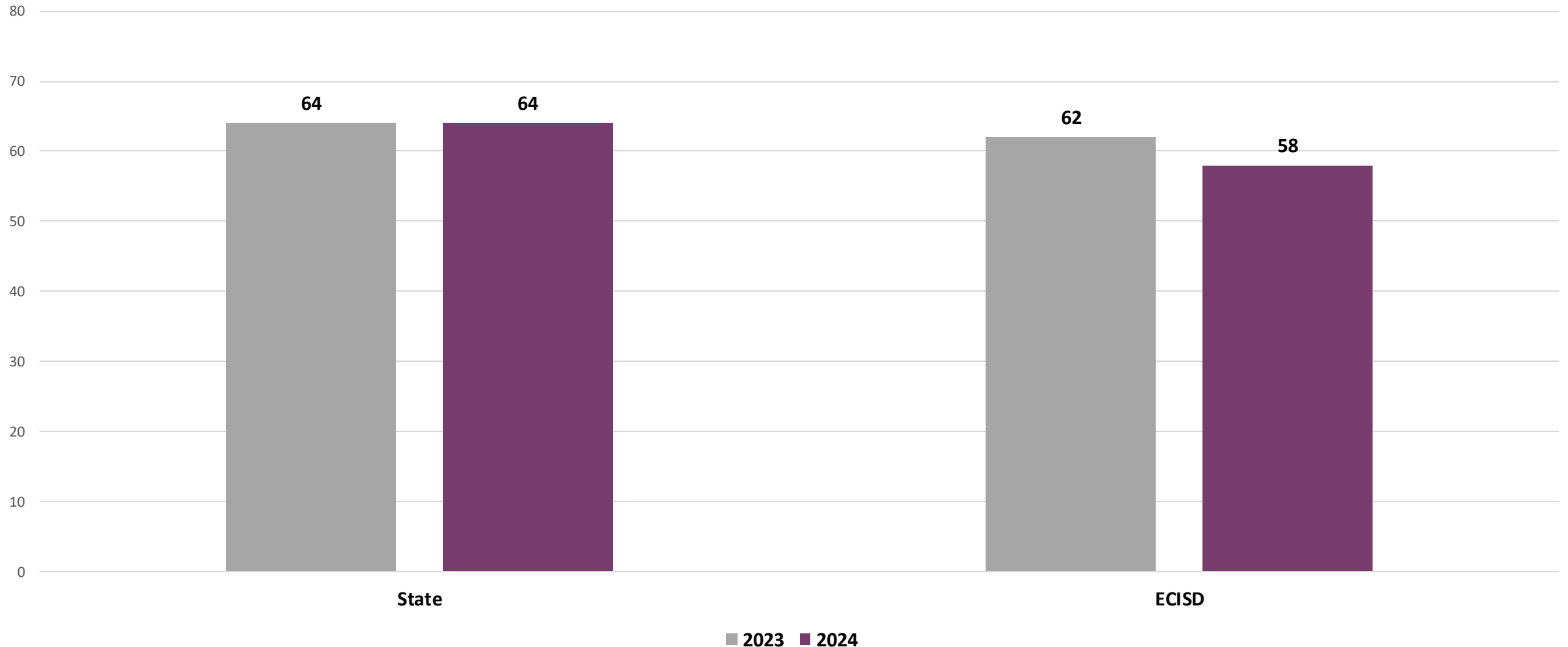
Section 1: STAAR Performance

Percentage of STAAR Performance: Math (2023 v 2024)



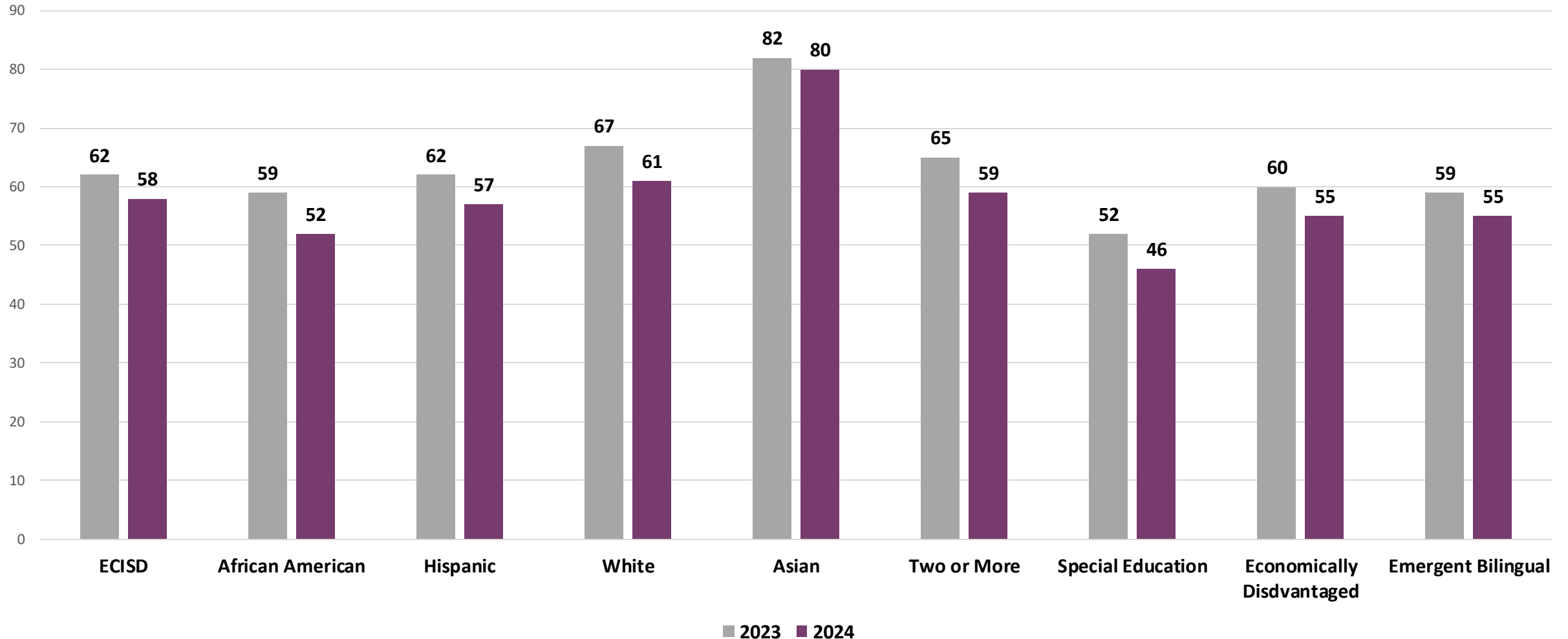
Section 1: STAAR Growth

Percentage of STAAR Growth Across RLA & Math and All Grade Levels (2023 v 2024)



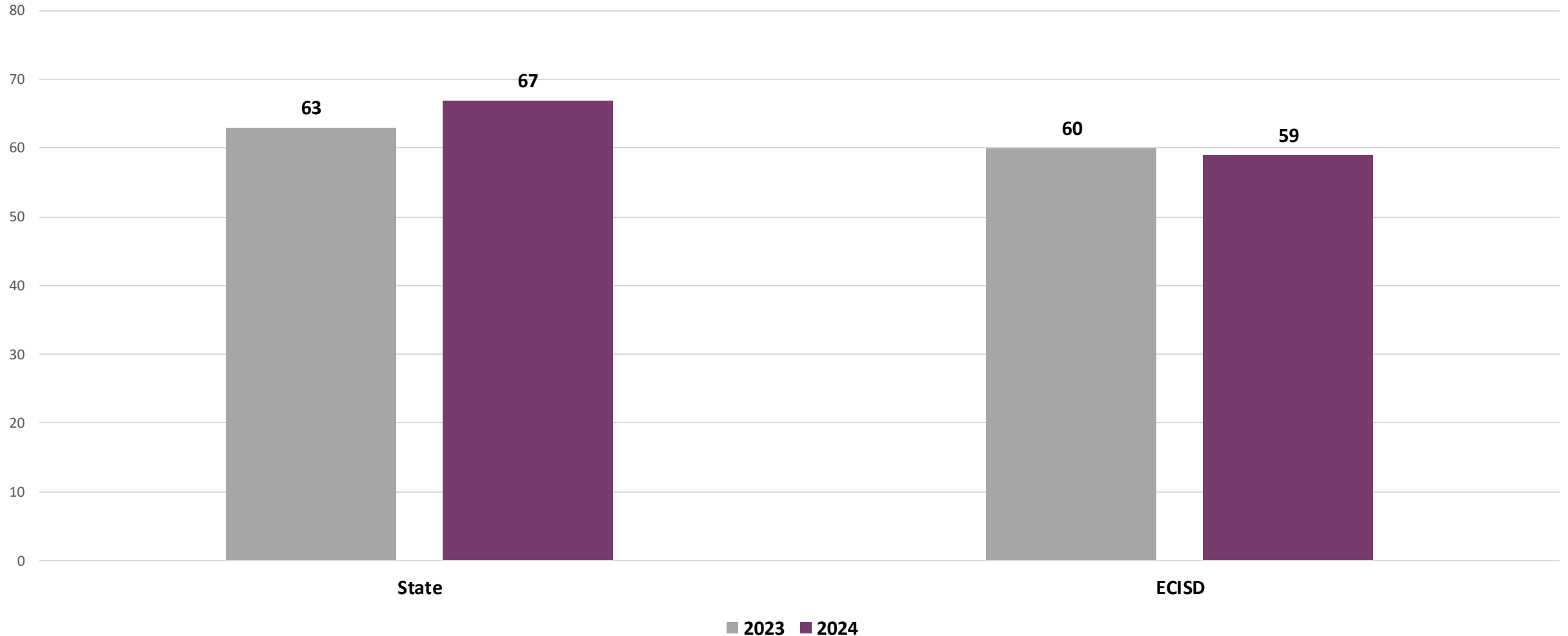
Section 1: STAAR Growth

Percentage of STAAR Growth Across RLA & Math and All Grade Levels by Student Group (2023 v 2024)



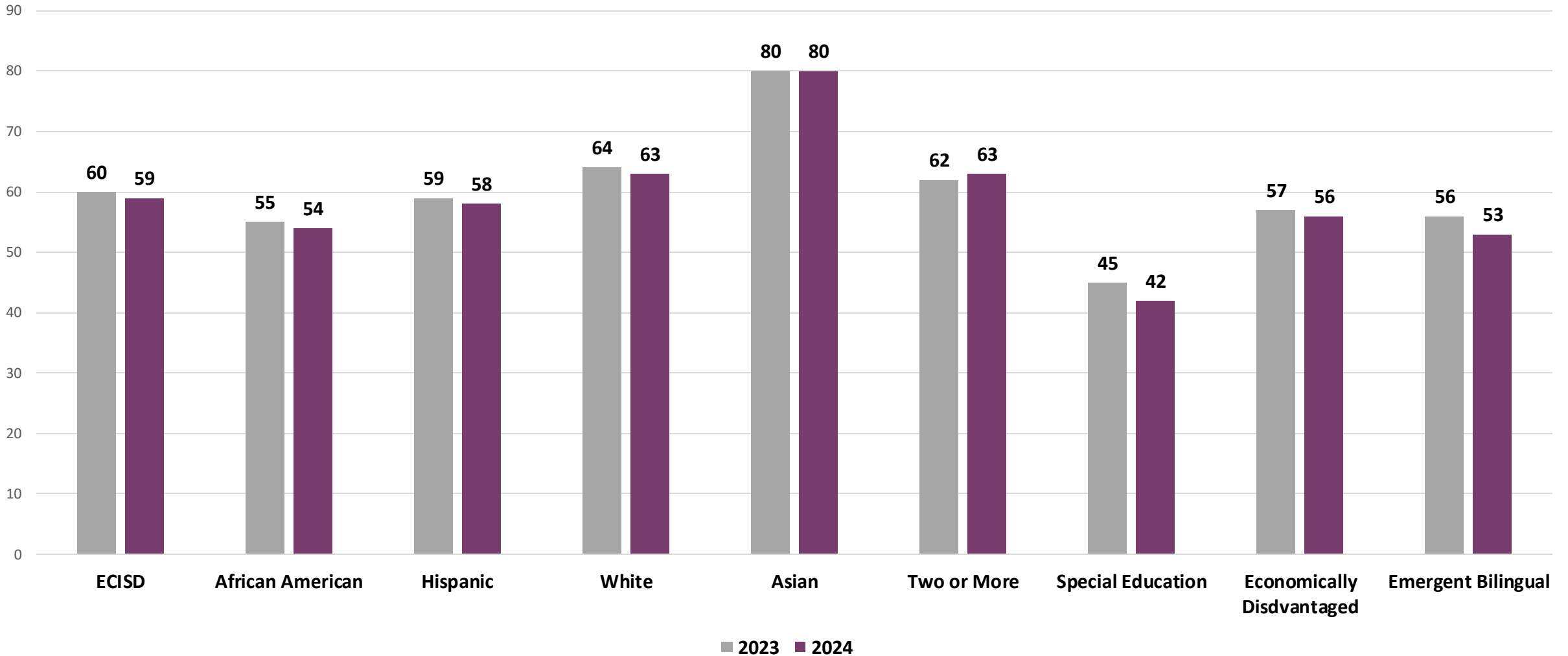
Section 1: STAAR Growth

Percentage of STAAR Growth Across RLA for All Grade Levels (2023 v 2024)



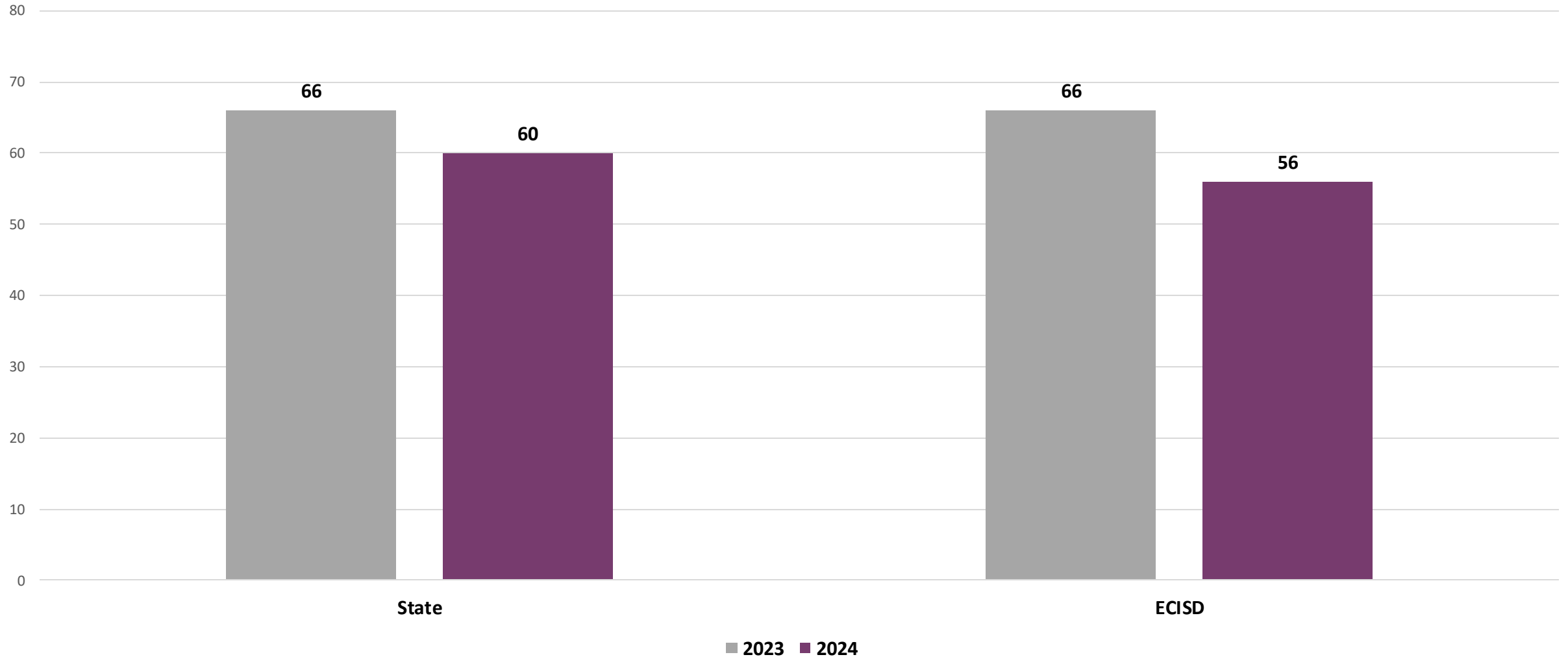
Section 1: STAAR Growth

Percentage of STAAR Growth Across RLA and All Grade Levels by Student Group (2023 v 2024)



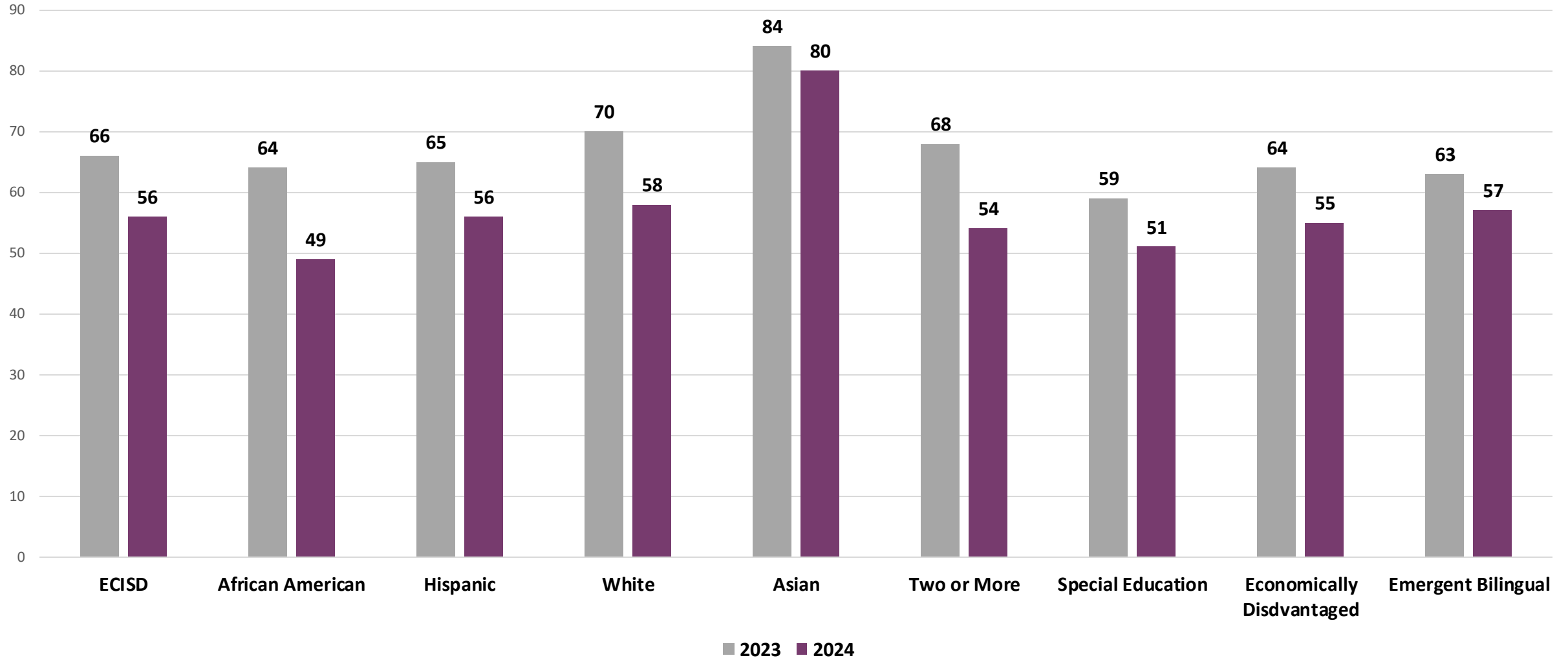
Section 1: STAAR Growth

Percentage of STAAR Growth Across Math for All Grade Levels (2023 v 2024)



Section 1: STAAR Growth

Percentage of STAAR Growth Across Math and All Grade Levels by Student Group (2023 v 2024)

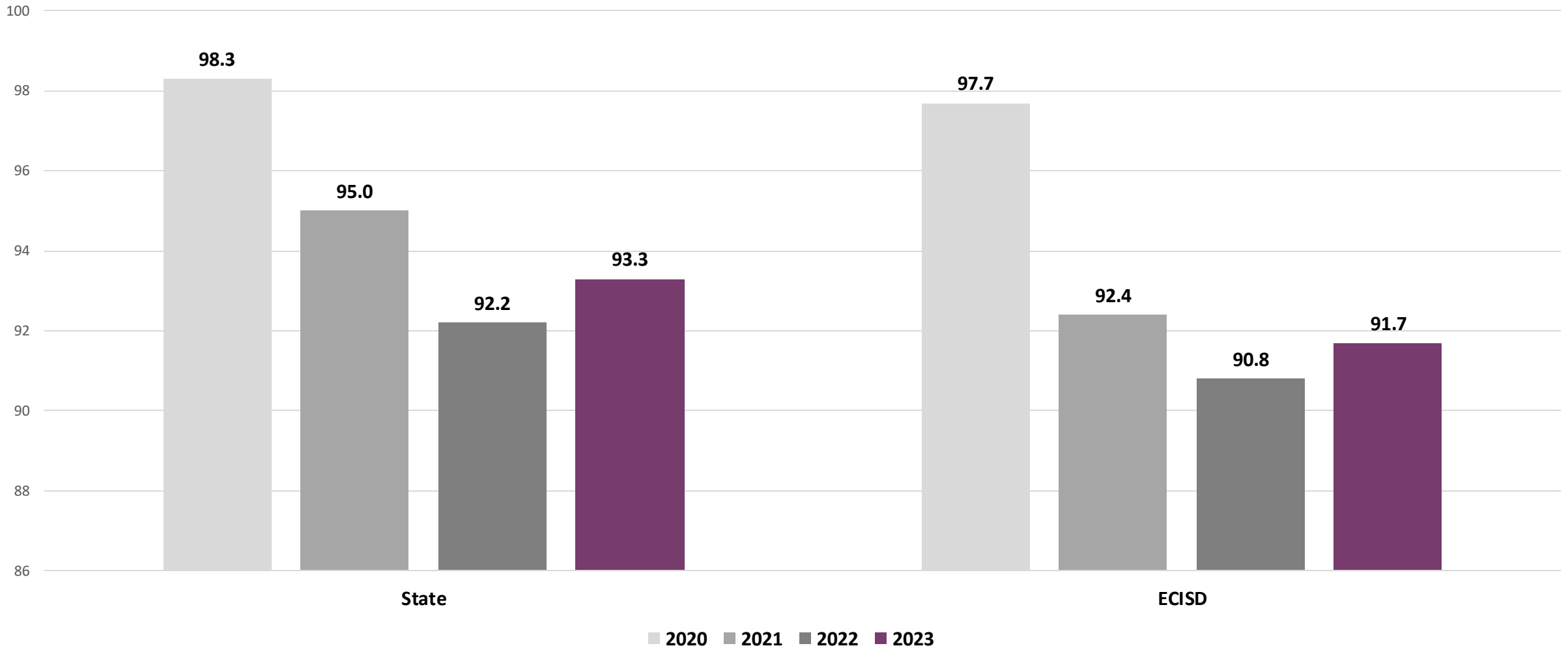


Section 1: Attendance and Graduation Rate

- Attendance Rate (2-year lagging data)
- Longitudinal Graduation Rate (Class of 2023): 4-Year Graduation Rate reported by:
 - Graduates
 - Texas Certificate of High School Equivalency (TxCHSE)
 - Continuers
 - Dropouts

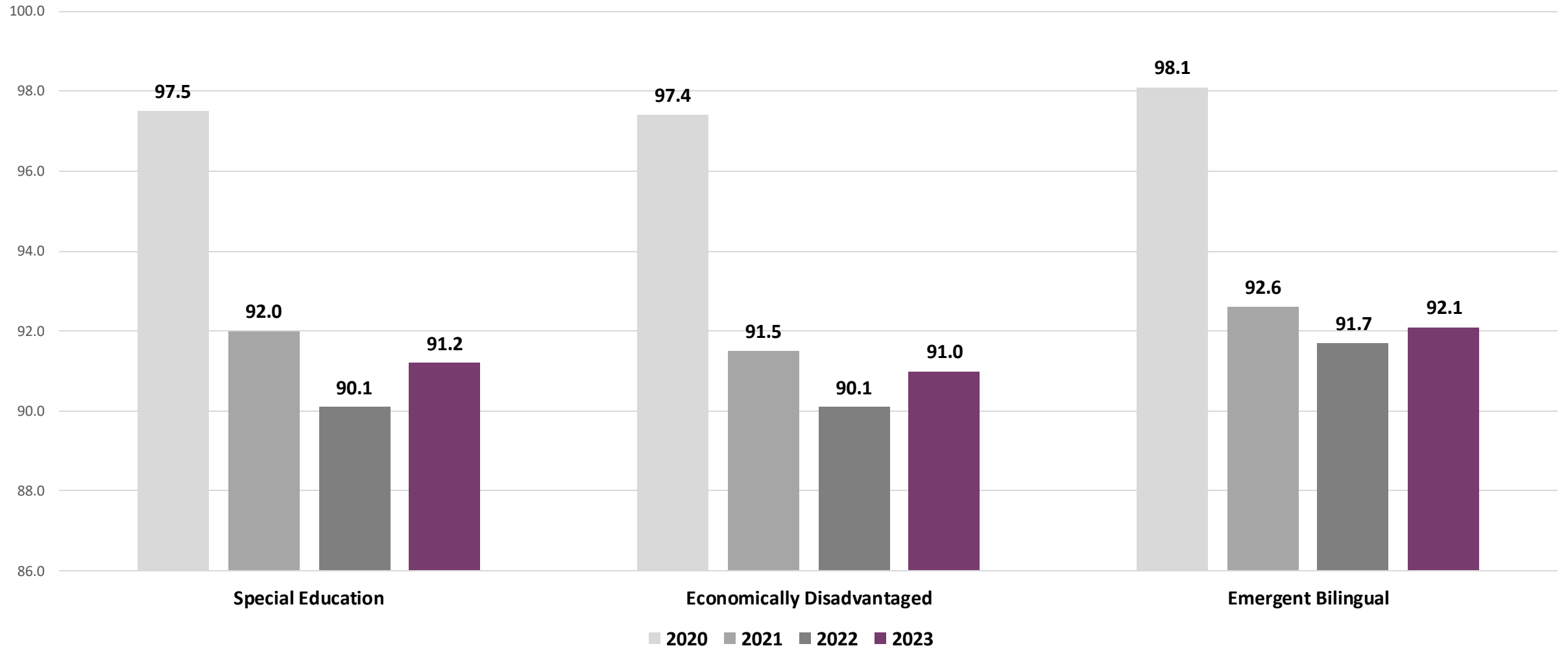
Section 1: Attendance Rate

Attendance Rate Percentage for All Students (2020, 2021, 2022, and 2023)



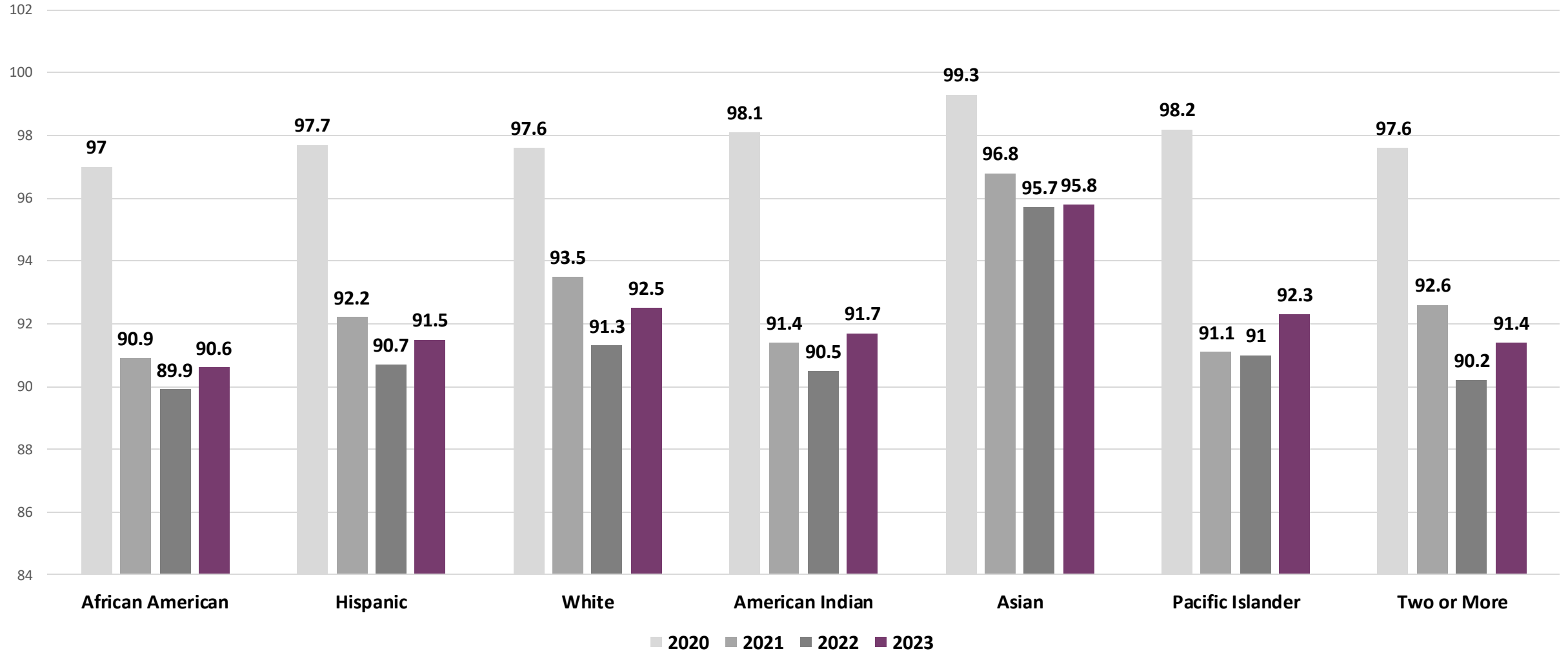
Section 1: Attendance Rate

Attendance Rate Percentage by Special Program (2020, 2021, 2022 and 2023)



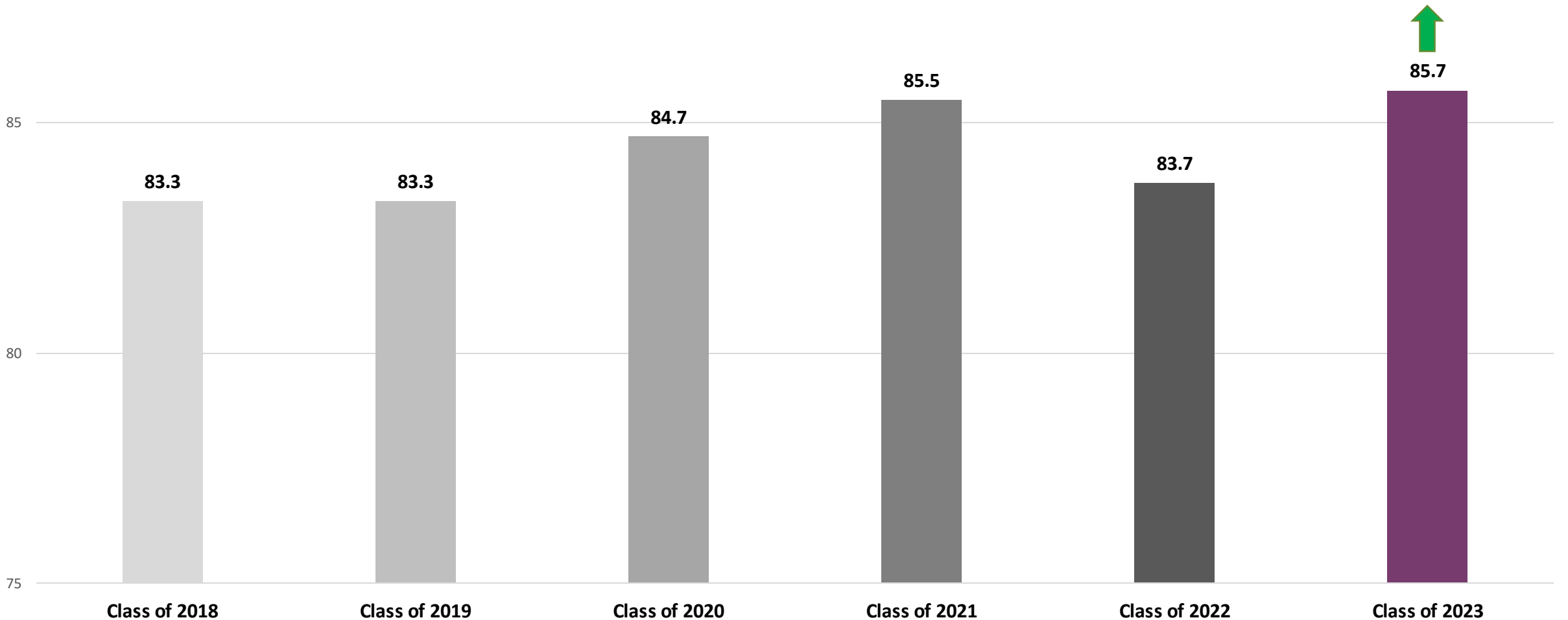
Section 1: Attendance Rate

Attendance Rate Percentage by Student Group (2020, 2021, 2022, and 2023)



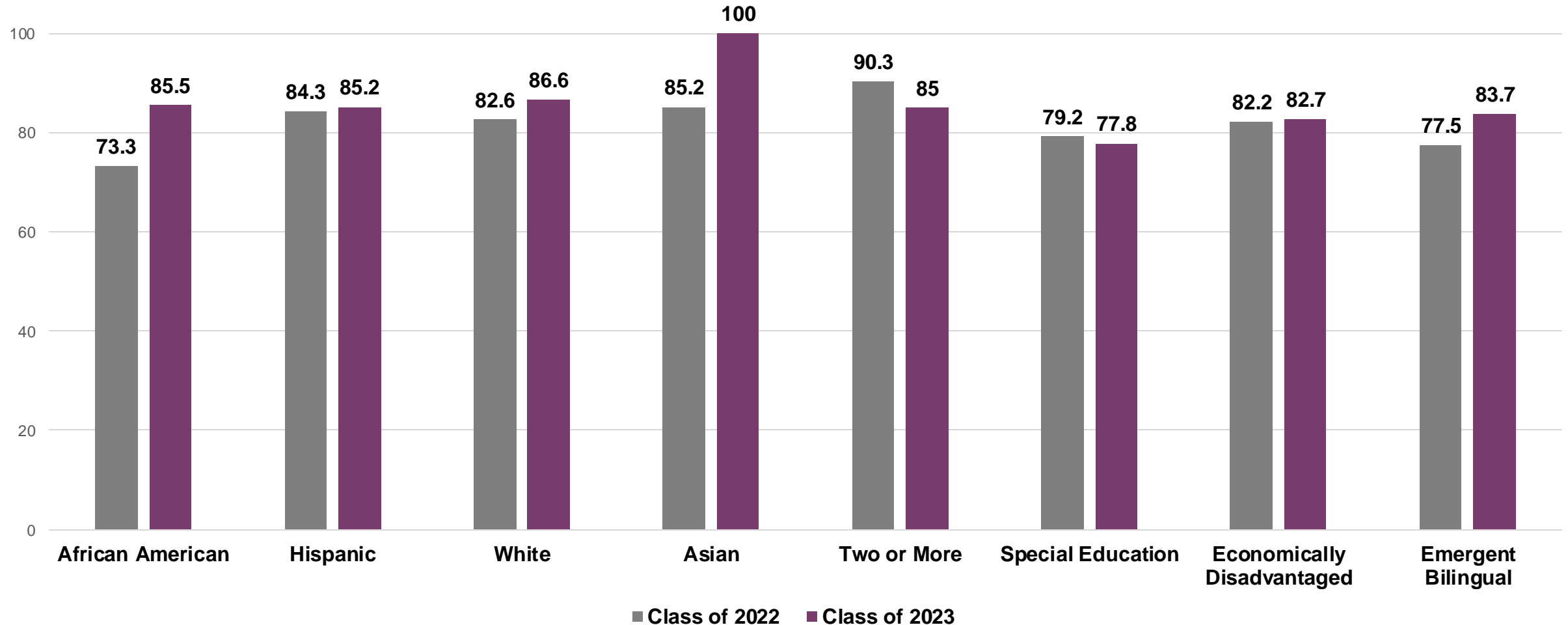
Section 1: Graduation Rate

Percentage of 4-Year Longitudinal Graduation Rate 2018-2023



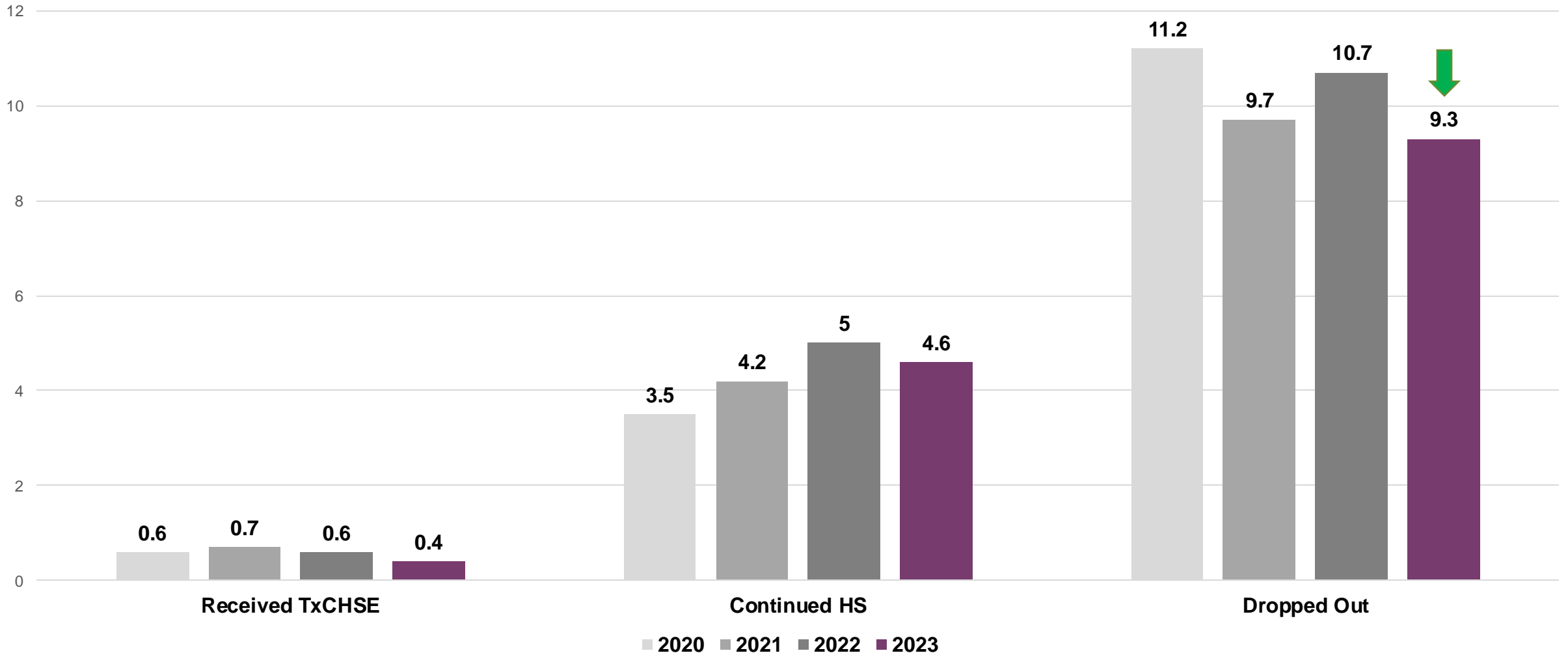
Section 1: Graduation Rate

Percentage of 4-Year Longitudinal Graduation Rate by Student Group (Class of 2022 v Class of 2023)



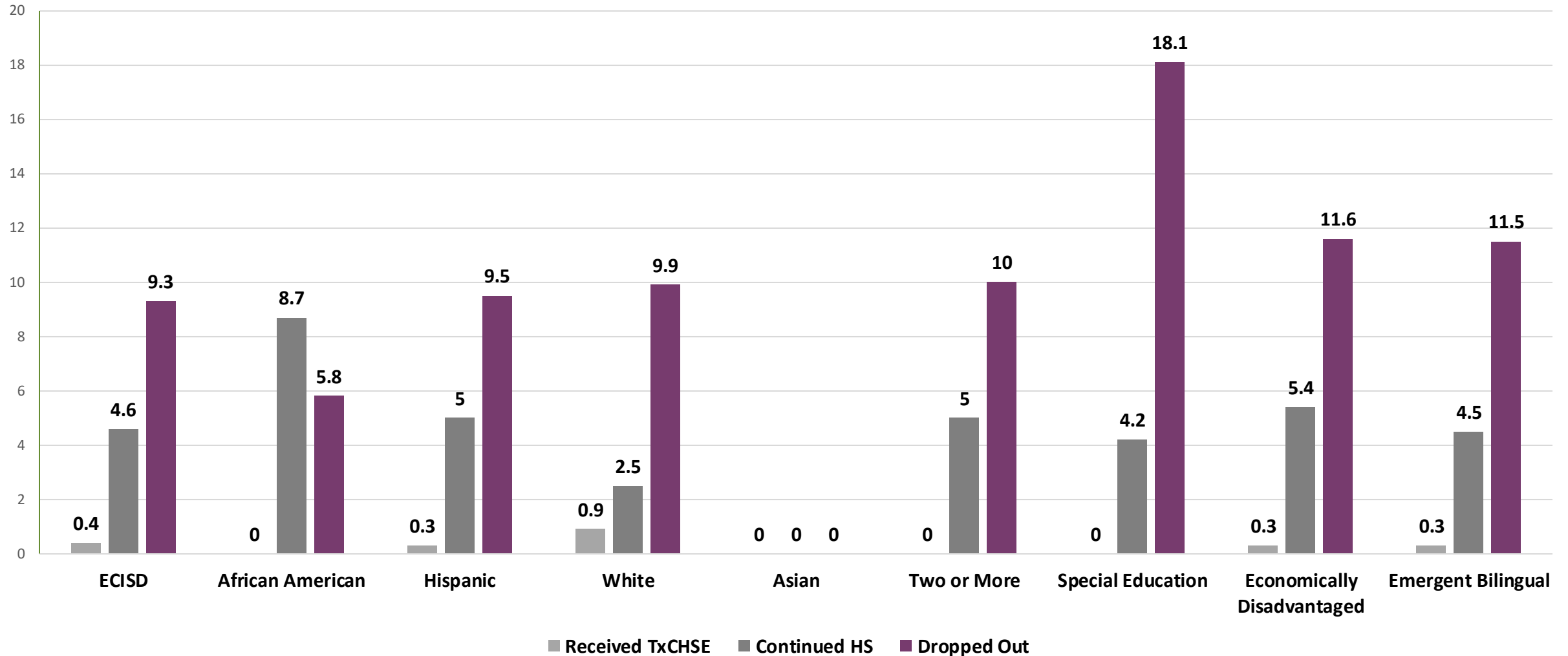
Section 1: Completion Rate

4-Year High School Completion Student Status Rates (Classes of 2019, 2020, 2021 and 2022)



Section 1: Completion Rate

Percentage of High School Completion Status Rates by Student Group (2023)



Section 1: College, Career, and Military Readiness

College, Career and Military Readiness (CCMR):

- CCMR Graduates

CCMR-Related Indicators:

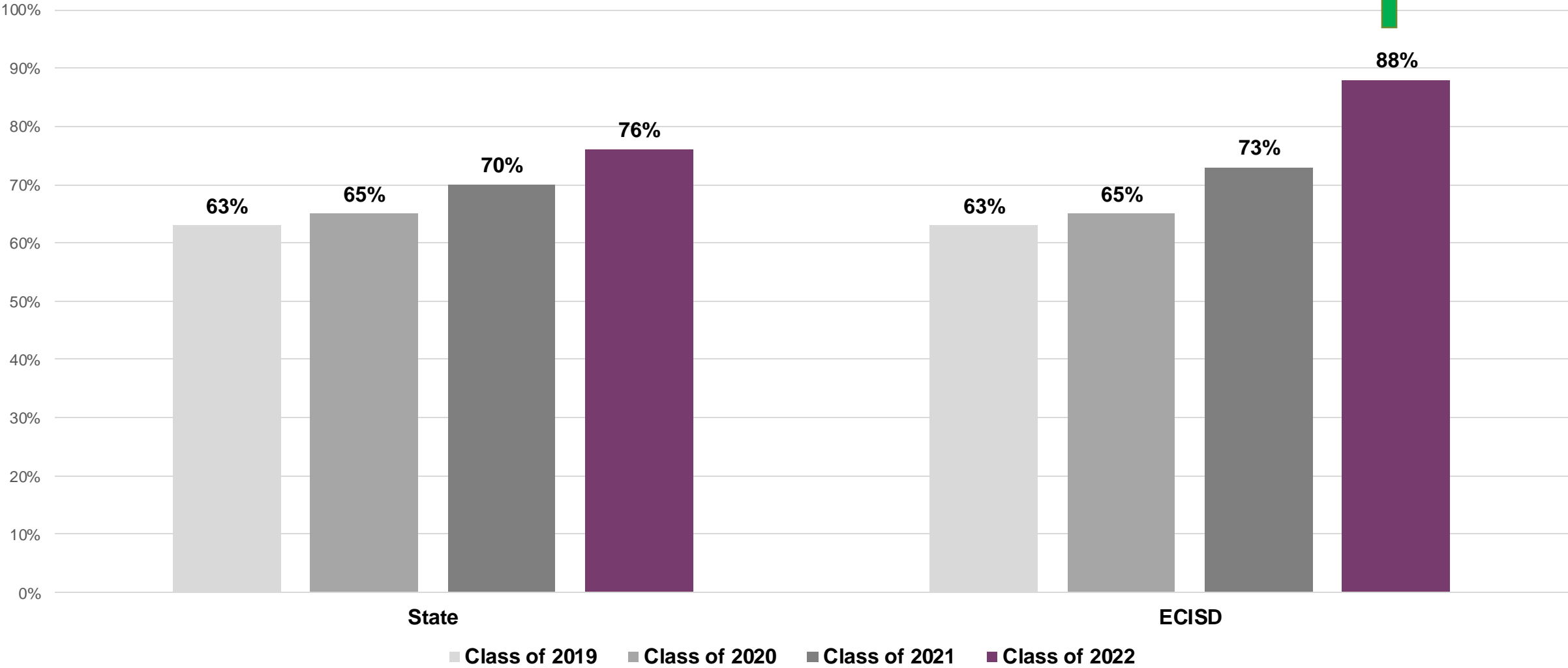
- Completed and Received Credit for College Prep Courses
- Texas Success Initiative Assessment (TSIA) Results
- Advanced Placement/International Baccalaureate (AP/IB) Results
- SAT/ACT Results
- CTE Coherent Sequence

Other Postsecondary Indicators:

- Advanced Dual-Credit Course Completion

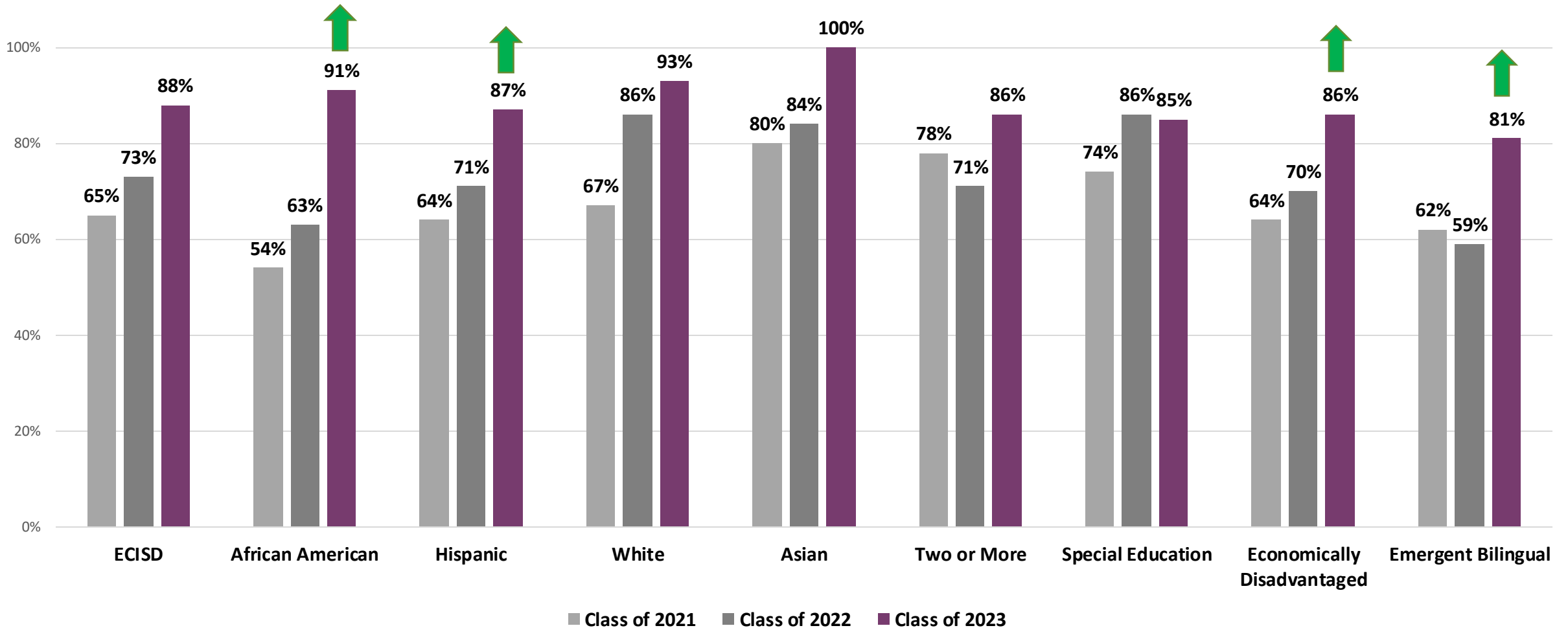
Section 1: CCMR Graduates

Percentage of CCMR Annual Graduates



Section 1: CCMR Graduates

Percentage of CCMR Annual Graduates by Student Group (2023)



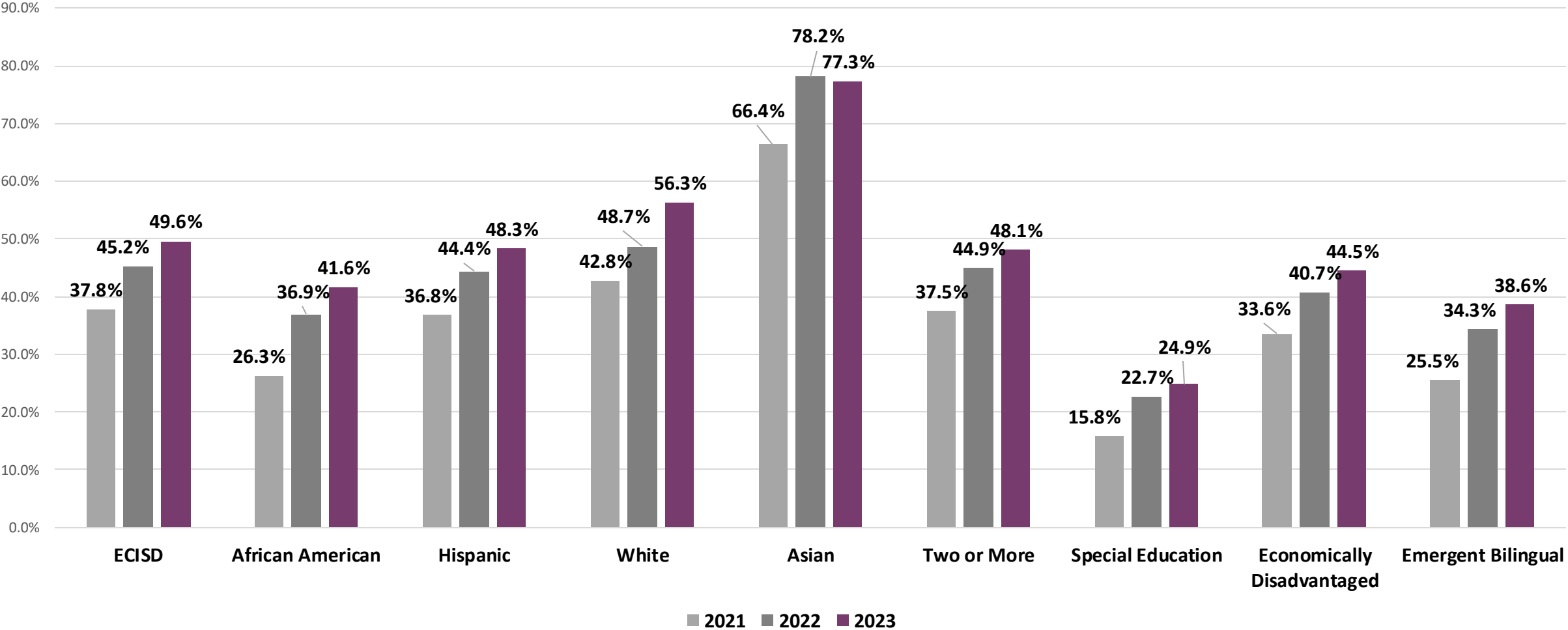
Section 1: College Readiness: Advanced / Dual-Credit

Percentage of Advanced / Dual-Credit Completion in Grades 9-12



Section 1: College Readiness: Advanced / Dual-Credit


Percentage of Advanced / Dual Credit Completion in Grades 9-12 by Student Group



Section 2: PEIMS Financial Standard Reports (2022-2023 Financial Actual Reports)

- 2022-2023 Actual Financial Data (District)**
- Revenues
 - Expenditures
 - Disbursements
 - Tax Rates
 - Fund Balance

- 2022-2023 Actual Financial Data (Campus)**
- Expenditures by Object
 - Expenditures by Function
 - Expenditures by Program



Financial Integrity Rating System of Texas

2023-2024 RATINGS BASED ON SCHOOL YEAR 2022-2023 DATA - DISTRICT STATUS DETAIL

Name: ECTOR COUNTY ISD(068901)	Publication Level 1: 8/8/2024 6:33:40 PM
Status: Passed	Publication Level 2: 8/8/2024 6:33:40 PM
Rating: A = Superior Achievement	Last Updated: 8/20/2024 1:38:37 PM
District Score: 100	Passing Score: 70



Section 3: 2023-2024 District Accreditation Status and Special Education Determination Level

Due to pending litigation related to A-F accountability ratings, Accreditation Statuses for 2023-2024 have not been released.

Each year, TEA assigns one of four accreditation statuses to each district in the state:

- Accredited
- Accredited-Warned
- Accredited-Probation
- Not Accredited-Revoked

In assigning an accreditation status to a district, TEA considers:

- Academic accountability ratings
- Financial accountability ratings
- Data integrity
- Program-area deficiencies identified through Results Driven Accountability (RDA)



Section 3: 2023-2024 District Accreditation Status

2023-24 Texas Academic Performance Report (TAPR)

District Name: ECTOR COUNTY ISD

District Number: 068901

2024 Special Education Determination Status:

Needs Intervention

CDN	DISTRICT NAME	ESC	2022 FIRST Rating	Accountability Rating	Accreditation Status	Reason For Status	Notes
068901	ECTOR COUNTY ISD	18	A - Superior Achievement	B	ACCREDITED		



Section 4: 2023-2024 Campus Performance Objectives

Campus Improvement Plans (CIPs):

- Each campus has developed and is implementing a CIP, as required by TEC §11.253
- Each CIP includes performance objectives (approved by the Board) that are based on data analysis and needs assessments – including data reported in annual TAPR reports
- Each campus periodically measures progress toward its performance objectives
- Updated CIPs (which show each campus's progress toward meeting its performance objectives) are posted on the district's website and are available for review at the district's central office or at the applicable campus

Section 5: 2023-2024 Report on Violent or Criminal Incidents

TEC Section §39.306 requires each district to publish, as part of its Annual Report, a report on violent or criminal incidents that occur at each campus.

The report must include:

- Number, rate and type of violent or criminal incidents that occurred on each campus (to the extent permitted under FERPA)
- Descriptions of school violence prevention and violence intervention policies and procedures used to protect students
- Findings from evaluations (if any) conducted under the Safe and Drug-Free Schools and Communities Act

The district's report for the 2023-2024 school year is available for review at the district's Central Office and at each campus in the district.



Section 5: 2023-2024 Report on Violent or Criminal Incidents

Discipline Action Reason Code Trend Analysis for 2022, 2023, 2024 for Ector County ISD Where Ethnicity is All Eth-Race			
Discipline Action Reason Codes	2021 - 2022	2022 - 2023	2023 - 2024
2 - Conduct Punishable As A Felony	24	7	42
4 - Possessed, Sold, Used, Or Was Under The Influence Of Marihuana Or Other Controlled Substance - Only valid until Sept. 1, 2023	373	491	21
5 - Possessed, Sold, Used, Or Was Under The Influence Of An Alcoholic Beverage	33	35	30
7 - Public Lewdness Or Indecent Exposure	*	*	*
8 - Retaliation Against School Employee	*	*	*
9 - Based On Conduct For Felony Offenses In Title 5, Penal Code	*	--	*
10 - Based On Conduct For Felony Offenses Not In Title 5, Penal Code	*	*	--
11 - Brought Firearm To School Or Unlawful Carrying Of Handgun Penal Code 46.02	*	*	*
12 - Unlawful Carrying Of A Location-Restricted Knife Under Penal Code 46.02	*	*	--
14 - Elements Of Offense Relating To Prohibited Weapons Under Penal Code 46.05	--	*	*
16 - Arson	*	*	--
17 - Murder, Capital Murder, Criminal Attempt To Commit Murder Or Capital Murder	*	--	--
22 - Criminal Mischief	29	29	9
26 - Terroristic Threat	31	35	17
27 - Assault Under Penal Code 22.01(a)(1) Against School District Emp/Vol	19	20	13
28 - Assault Under Penal Code 22.01(a)(1) Against Non School District Emp/Vol	79	97	112
29 - Aggravated Assault Penal Code 22.02 Against School District Emp/Vol	*	*	--
30 - Aggravated Assault Penal Code 22.02 Against Non School District Emp/Vol	19	*	*
32 - Sexual Aslt PC 22.011 Or Agg Sexual Aslt PC 22.021 Agst Non Dist Emp/Vol	*	--	*
36 - Felony Controlled Substance Violation	114	69	*
62 - Possessed, Sold, Gave, Used, Delivered, Or Under Infl Of Marihuana Or THC	--	--	425
63 - Possessed, Sold, Gave, Delivered, Or Used E-Cigarette	--	--	356
64 - Possessed, Sold, Gave, Used, Delivered, Or Under Infl Other Controlled Sub	--	--	53


Section 6: Student Performance in Postsecondary Institutions

TEC Section 39.606 requires each district to publish, as part of its Annual Report, a report on **student performance in postsecondary institutions** during the **first year enrolled after graduation from high school**.

These data are compiled by the Texas Education Coordinating Board (THECB).

The most current report is for 2020-2021 high school graduates.

- Student performance is measured by the Grade Point Average (GPA) earned by 2020-2021 high school graduates who attended public four-year and two-year institutions of higher education in fiscal year 2022.
- For each student, the grade points and college-level semester credit hours earned by the student in the **fall 2021, spring 2022** and **summer 2022** are added together and averaged to determine the GPA.



Section 6: Student Performance in Postsecondary Institutions

PR Performance Reporting <Performance.Reporting@tea.texas.gov> 😊 ↩ Reply ↩ Reply all ➦ Forward

To: ✓ Cheryl Wilson
Cc: ✓ Roberto Trejo



CAUTION: This email originated from outside of the organization. Do not click links or open attachments unless you recognize the sender and know the content is safe.

Hello,

We received the data last week; we are working currently on getting it ready. I do not have a date of release, but it should be soon.

Thanks for letting us know about the row not pulling the data, we will work on updating it.

Take care,

Cindy Phelps
Accountability Research Specialist
Policy and Communications
Performance Reporting Division
512.463.0995
Cindy.Phelps@tea.texas.gov
<http://tea.texas.gov/accountability/>
<https://txschools.gov/>

Section 7: 2023-2024 TAPR Glossary

2023–24 Texas Academic Performance Report (TAPR) Glossary

Cover Page

Currently, the TAPR does not include scale scores, A–F ratings or Distinction Designations. The initial release does not include the District or Campus Accountability Reports. The issuance of the A–F ratings under 2024 rule is pending and subject to change.

2024 Armed Services Vocational Aptitude Battery (ASVAB) Test (Career Exploration) (*districts serving grades 10–12*): Senate Bill 1843 requires that each school year, each school district and open-enrollment charter school provide students in grades 10–12 the opportunity to take the ASVAB and consult with a military recruiter.

Performance

STAAR: A comprehensive testing program for public school students in grades 3–8 or high school courses with end-of-course (EOC) assessments. The STAAR program is designed to measure to what extent a student has learned, understood, and is able to apply the concepts and skills expected at each grade level or after completing each course for which an EOC assessment exists. Each STAAR assessment is linked directly to the Texas Essential Knowledge and Skills (TEKS). The TEKS are the state-mandated content standards that describe what a student should know and be able to do upon completion of a course. For more information on the TEKS, see the *Texas Essential Knowledge and Skills* website at <http://tea.texas.gov/curriculum/teks/>.

Other Important Information:

STAAR (with and without accommodations) and STAAR Alternate 2. The TAPR and the Texas Performance Reporting System (TPRS) include performance on STAAR and STAAR Alternate 2.

Spanish STAAR. All STAAR assessments in grades 3, 4, and 5 are available in both English and Spanish. The TAPR and the TPRS include performance on the Spanish STAAR.

Rounding of STAAR results. STAAR performance shown on the TAPR and TPRS is rounded to whole numbers. For example, 49.877% is rounded to 50%; 49.4999% is rounded to 49%; and 59.5% is rounded to 60%.

Masking. STAAR performance rates are masked when necessary to comply with FERPA. For more information, see the Explanation of Masking at <https://rptsvr1.tea.texas.gov/perfreport/tapr/2024/masking.html>.

STAAR Performance (2023–24)

The STAAR Performance section displays performance results by grade, subject and performance level for students in the accountability subset, which are students enrolled in the same district/campus on both the snapshot date (PEIMS October snapshot) and the testing date. The STAAR Performance–All Students section of the TPRS displays STAAR performance by grade, subject, and performance level and includes all students tested, regardless of whether they were in the accountability subset.

- Each year, TEA prepares and publishes a *TAPR Glossary*.
- The [*TAPR Glossary*](#) provides definitions, describes methodologies, and lists sources for each data point in the TAPR.



Resources and Availability of Annual Report

- The District's TAPR will be posted on the district's website within two weeks after this meeting.
- Paper copies will also be available at the district's Central Office.
- For additional information, reports are available on Texas Education Agency's TAPR [website](#).

For questions or more information, you may contact:

Dr. Robert C. Trejo, Executive Director of Accountability and School Improvement

(432)456-5811

Roberto.trejo@ectorcounttyisd.org

