

Goal 4: The percentage of students in elementary and middle schools who meet their individual growth goals in both math and reading on the EOY i-Ready assessment will increase from 22.2% in May 2024 to 50% by May 2025.*

Progress Monitoring
JULY 2025

GPM 4.1-4.2 Inputs

End of the Year	Process	Impact
Curriculum and Instruction	<ul style="list-style-type: none">• Leveraging ‘Think Up” curriculum and embedded in the instructional slide decks.• STAAR Redesign 2.0 questions formatted to increase exposure .• Collected input from facilitators and teachers to refine curriculum and instructional practices• Calculator proficiency and conceptual understanding training was provided through TI sessions with students.	<ul style="list-style-type: none">• In the 2023–2024 school year, 32% of students met their i-Ready Typical Growth targets. 2024-2025 school year 58.1% meet typical growth.• This reflects a 26.1 percentage point increase compared to the previous year.
Professional Development	<ul style="list-style-type: none">• AFs/IDLs facilitated training sessions to support teachers in analyzing mid-year data by domain, enabling goal setting aligned to campus End-of-Year (EOY) iReady/STAAR Bootcamps.• Principal meeting was conducted to review EOY data and STAAR correlation.	<ul style="list-style-type: none">• 57% increase in student performance in Phonics and High-Frequency Words.• Focused small-group instruction and tiered intervention prioritize foundational reading skills, including phonics and sight word recognition.• Campuses utilized BOY diagnostic data to pinpoint instructional gaps in phonics and high-frequency words, enabling more precise and individualized instruction.
PLCs	<ul style="list-style-type: none">• Collaborative Planning: Foster teacher ownership through shared planning and peer leadership opportunities.• Campuses hosted PLC Reset meetings, where educators collaboratively modeled and refined lesson delivery through structured feedback and reflective practice.	<ul style="list-style-type: none">• Significant growth with a 33% increase at KJ, 30% at WRE, and 26% at CHE from BOY to EOY on the iReady overall performance.

Goal 4: The percentage of students in elementary and middle schools who meet their individual growth goals in both math and reading on the EOY i-Ready assessment will increase from 22.2% in May 2024 to 50% by May 2025.*

Progress Monitoring
JULY 2025

Typical Growth Definition

Typical Growth is a measurement provided for each student based on their performance on the first Diagnostic assessment of the year. It represents the average annual growth expected for students at the same grade level who start with a similar level of proficiency.

This metric serves as a benchmark that reflects normal academic progression patterns among peers with comparable starting points, helping educators and parents understand whether a student's development is in line with statistical averages.



PROGRESS MONITORING

JULY 2025

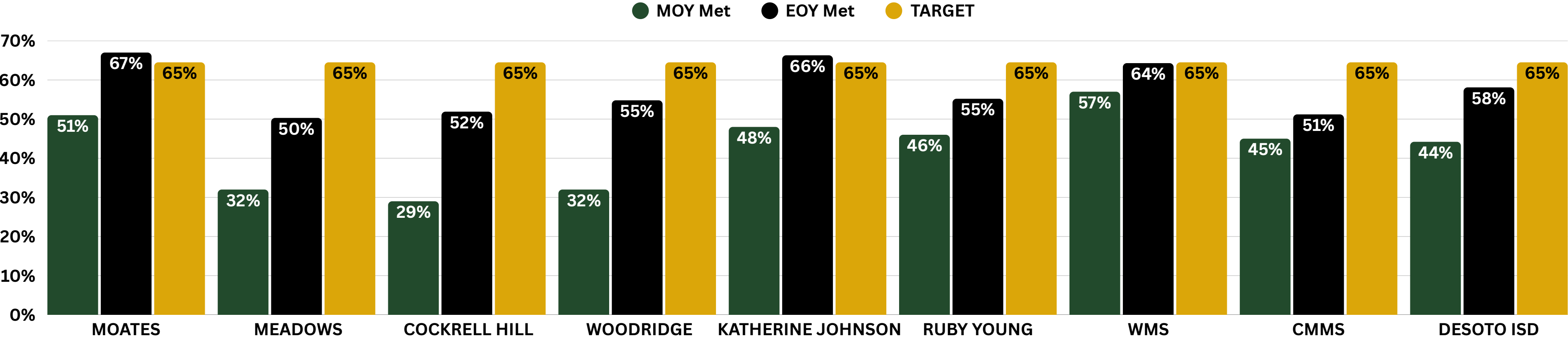


GPM 4.1: The percentage of students in elementary and middle schools who meet their typical growth goal in Reading on the iReady reading EOY diagnostic assessment will increase from 45% in May of 2024 to 64.5% by May of 2025

Goal 4: The percentage of students in elementary and middle schools who meet their individual growth goals in both math and reading on the EOY i-Ready assessment will increase from 22.2% in May 2024 to 50% by May 2025.*

GPM 4.1

Desoto ISD Reading i-Ready 2024-25
Campus Distribution of Annual Typical Growth
EOY
(Kinder – 8th)



*In order to reach the District’s growth goal, a student must score 100% or above on Typical Growth.

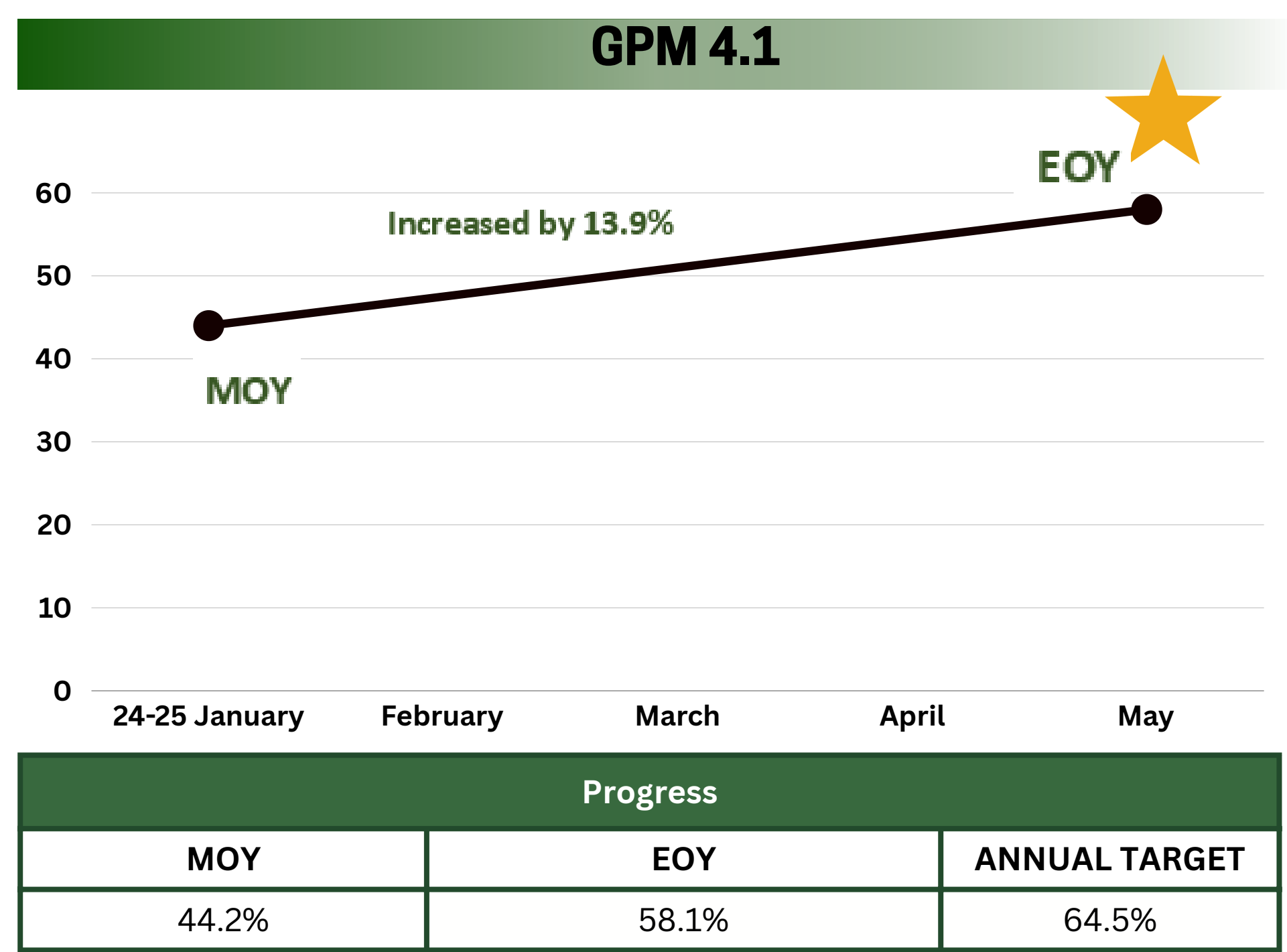
PROGRESS MONITORING

JULY 2025

GPM 4.1: The percentage of students in elementary and middle schools who meet their typical growth goal in Reading on the iReady reading EOY diagnostic assessment will increase from 45% in May of 2024 to 64.5% by May of 2025.



Goal 4: The percentage of students in elementary and middle schools who meet their individual growth goals in both math and reading on the EOY i-Ready assessment will increase from 22.2% in May 2024 to 50% by May 2025.*



We **did not meet** the yearly target by May 2025.

	24-25 EOY Total # of TESTED	24-25 EOY % of Students On Track	24-25 MOY % of Students On Track	Diff MOY 2024 to EOY 2024	24-25 Annual Target %	% Distance from Annual Target
ALL	3153	58.1%	44.2%	13.9%	64.5%	-6.4%
BLACK	2204	58.7%	45.1%	13.6%	64.5%	-5.8%
HISPANIC	789	55.1%	40.7%	14.4%	64.5%	-9.4%
TOM	94	64.9%	50.0%	14.9%	64.5%	0.4%
ASIAN	11	81.8%	60.0%	21.8%	64.5%	17.3%
WHITE	45	57.8%	40.4%	17.4%	64.5%	-6.7%
SPED	346	50.0%	39.5%	10.5%	64.5%	-14.5%
ECODIS	1857	56.2%	43.3%	12.9%	64.5%	-8.3%
EB	445	56.0%	38.6%	17.4%	64.5%	-8.5%

Key
At or Above EOY Target
Less than or equal to 5% below EOY Target
More than 5% below EOY Target
* Board Target not set 10 students or less

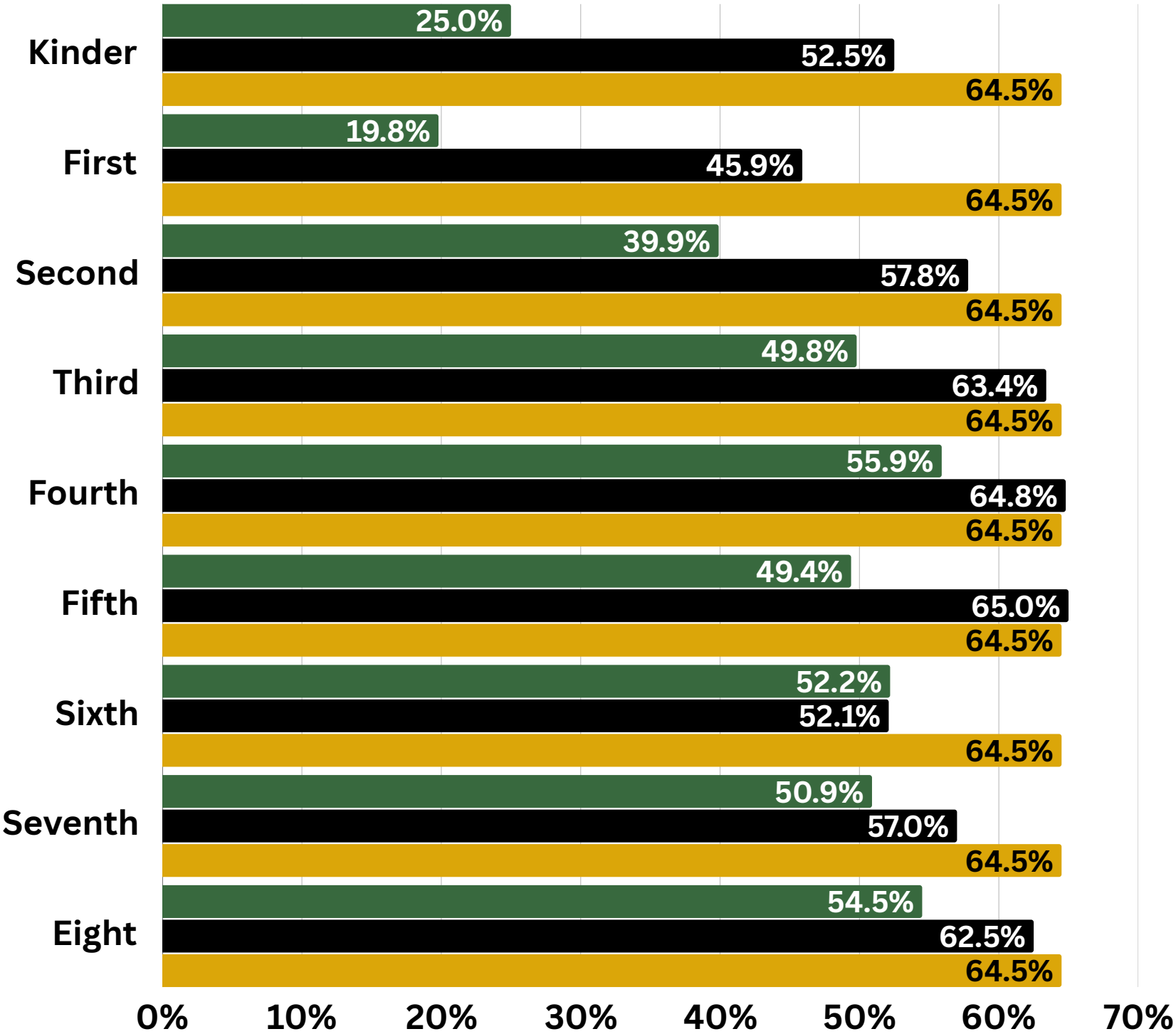
PROGRESS MONITORING

JULY 2025

GPM 4.1: The percentage of students in elementary and middle schools who meet their typical growth goal in Reading on the iReady reading EOY diagnostic assessment will increase from 45% in May of 2024 to 64.5% by May of 2025.



Goal 4: The percentage of students in elementary and middle schools who meet their individual growth goals in both math and reading on the EOY i-Ready assessment will increase from 22.2% in May 2024 to 50% by May 2025.*



	24-25 EOY Total # of TESTED	24-25 EOY % of Students On Track	24-25 MOY % of Students On Track	Diff MOY 2024 to EOY 2024	24-25 Annual Target %	% Distance from Annual Target
Kinder	303	52.5%	25.0%	27.5%	64.5%	-12.0%
First	303	45.9%	19.8%	26.1%	64.5%	-18.6%
Second	332	57.8%	39.9%	17.9%	64.5%	-6.7%
Third	317	63.4%	49.8%	13.6%	64.5%	-1.1%
Fourth	352	64.8%	55.9%	8.9%	64.5%	0.3%
Fifth	337	65.0%	49.4%	15.6%	64.5%	0.5%
Sixth	390	52.1%	52.2%	-0.1%	64.5%	-12.4%
Seventh	395	57.0%	50.9%	6.1%	64.5%	-7.5%
Eighth	424	62.5%	54.5%	8.0%	64.5%	-2.0%

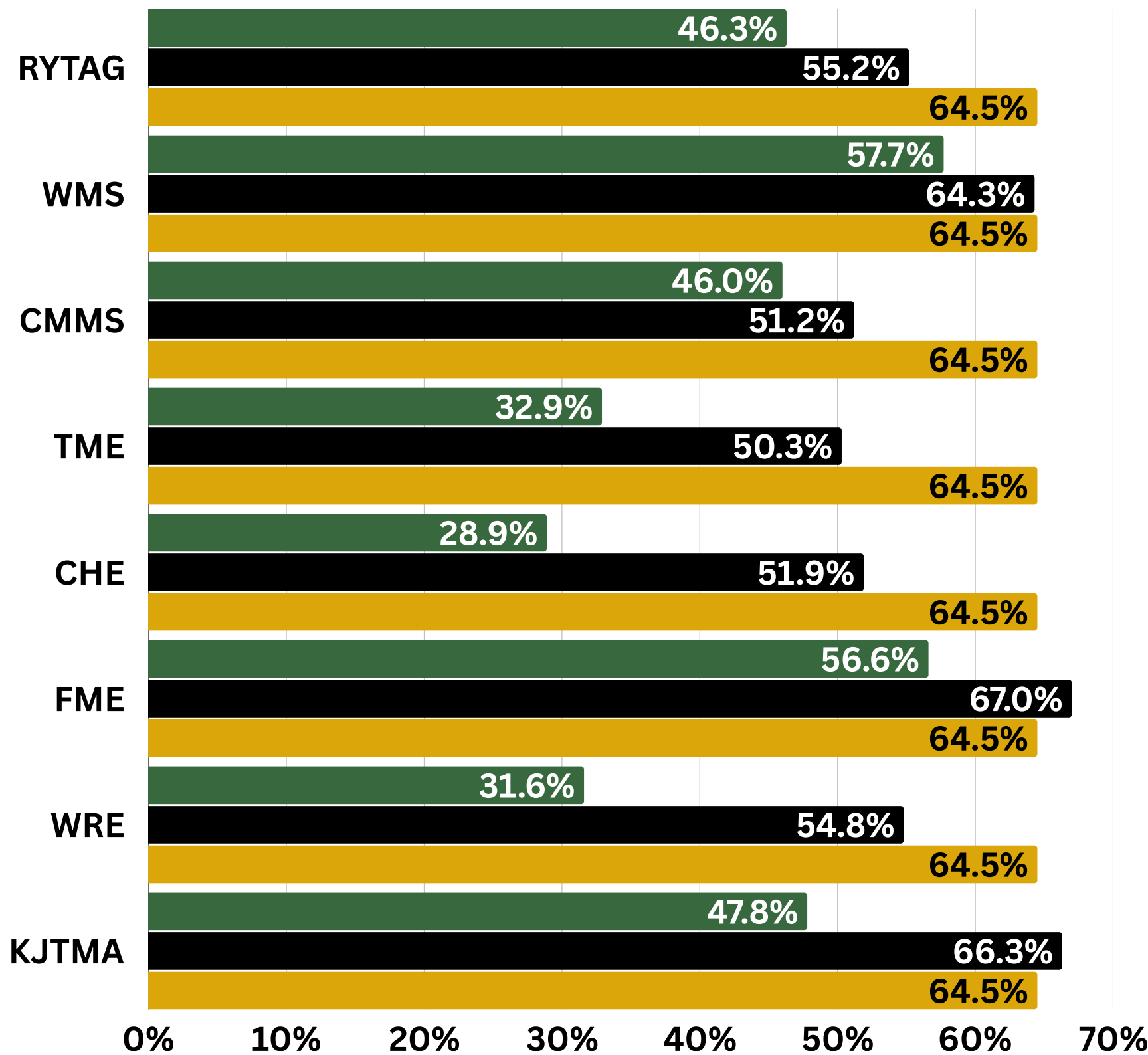
PROGRESS MONITORING

JULY 2025

GPM 4.1: The percentage of students in elementary and middle schools who meet their typical growth goal in Reading on the iReady reading EOY diagnostic assessment will increase from 45% in May of 2024 to 64.5% by May of 2025.



Goal 4: The percentage of students in elementary and middle schools who meet their individual growth goals in both math and reading on the EOY i-Ready assessment will increase from 22.2% in May 2024 to 50% by May 2025.*



	24-25 EOY Total # of TESTED	24-25 EOY % of Students On Track	24-25 MOY % of Students On Track	Diff MOY 2024 to EOY 2024	24-25 Annual Target %	% Distance from Annual Target
RYTAG	250	55.2%	46.3%	8.9%	64.5%	-9.3%
WMS	336	64.3%	57.7%	6.6%	64.5%	-0.2%
CMMS	588	51.2%	46.0%	5.2%	64.5%	-13.3%
TME	288	50.3%	32.9%	17.4%	64.5%	-14.2%
CHE	366	51.9%	28.9%	23.0%	64.5%	-12.6%
FME	445	67.0%	56.6%	10.4%	64.5%	2.5%
WRE	345	54.8%	31.6%	23.2%	64.5%	-9.7%
KJTMA	534	66.3%	47.8%	18.5%	64.5%	1.8%

PROGRESS MONITORING

JULY 2025

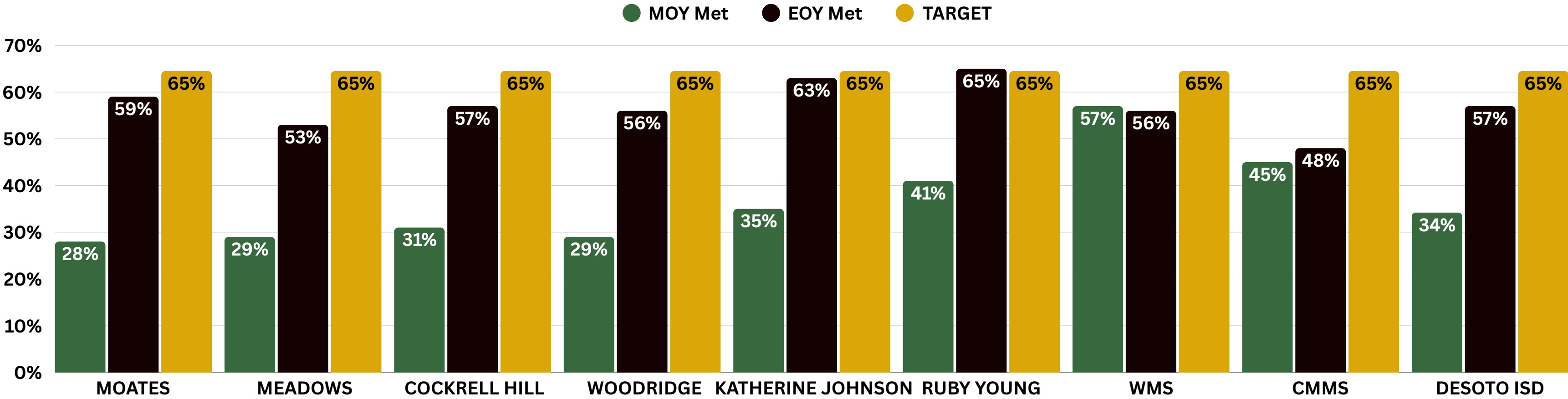


GPM 4.2: The percentage of students in elementary and middle schools who meet their typical growth goal in Math on the iReady math EOY diagnostic assessment will increase from 45% in May of 2024 to 64.5% by May of 2025.

Goal 4: The percentage of students in elementary and middle schools who meet their individual growth goals in both math and reading on the EOY i-Ready assessment will increase from 22.2% in May 2024 to 50% by May 2025.*

GPM 4.2

Desoto ISD Math i-Ready 2024-25
Campus Distribution of Annual Typical Growth
EOY
(Kinder - 8th)



*In order to reach the District’s growth goal, a student must score 100% or above on Typical Growth.

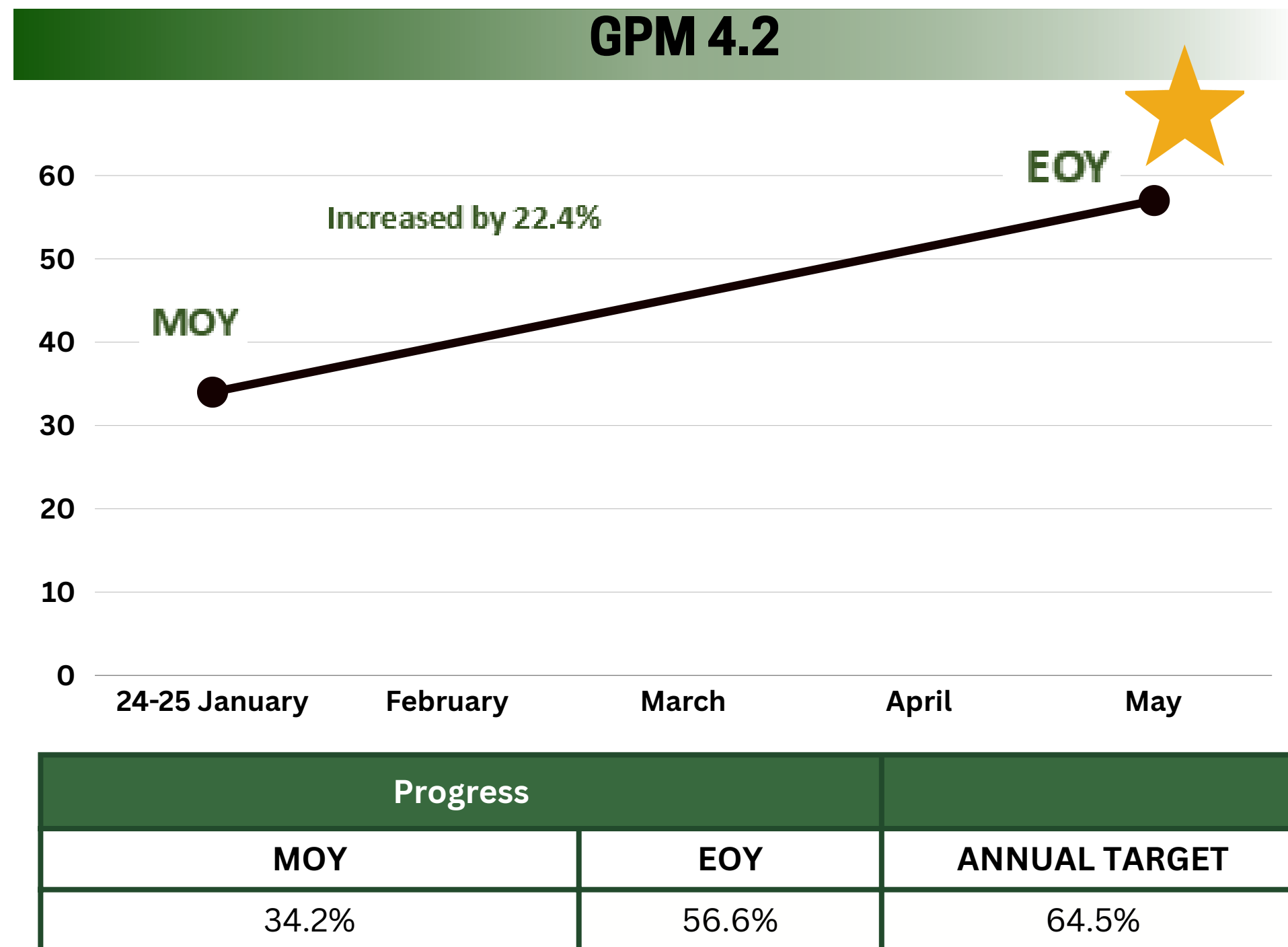
PROGRESS MONITORING

JULY 2025

GPM 4.2: The percentage of students in elementary and middle schools who meet their typical growth goal in Math on the iReady math EOY diagnostic assessment will increase from 45% in May of 2024 to 64.5% by May of 2025.



Goal 4: The percentage of students in elementary and middle schools who meet their individual growth goals in both math and reading on the EOY i-Ready assessment will increase from 22.2% in May 2024 to 50% by May 2025.*



We **did not meet** the yearly target by May 2025.

	24-25 EOY Total # of TESTED	24-25 EOY % of Students On Track	24-25 MOY % of Students On Track	Diff MOY 2024 to EOY 2024	24-25 Annual Target %	% Distance from Annual Target
ALL	3158	56.6%	34.2%	22.4%	64.5%	-7.9%
BLACK	2204	56.7%	34.3%	22.4%	64.5%	-7.8%
HISPANIC	793	55.4%	34.0%	21.4%	64.5%	-9.1%
TOM	95	56.8%	30.8%	26.0%	64.5%	-7.7%
AMER IND	10	80.0%	*	*	64.5%	15.5%
ASIAN	11	45.5%	20.0%	25.5%	64.5%	-19.0%
WHITE	45	66.7%	43.5%	23.2%	64.5%	2.2%
SPED	351	53.8%	35.3%	18.5%	64.5%	-10.7%
ECODIS	1859	54.7%	34.5%	20.2%	64.5%	-9.8%

Key
At or Above EOY Target
Less than or equal to 5% below EOY Target
More than 5% below EOY Target
* Board Target not set 10 students or less

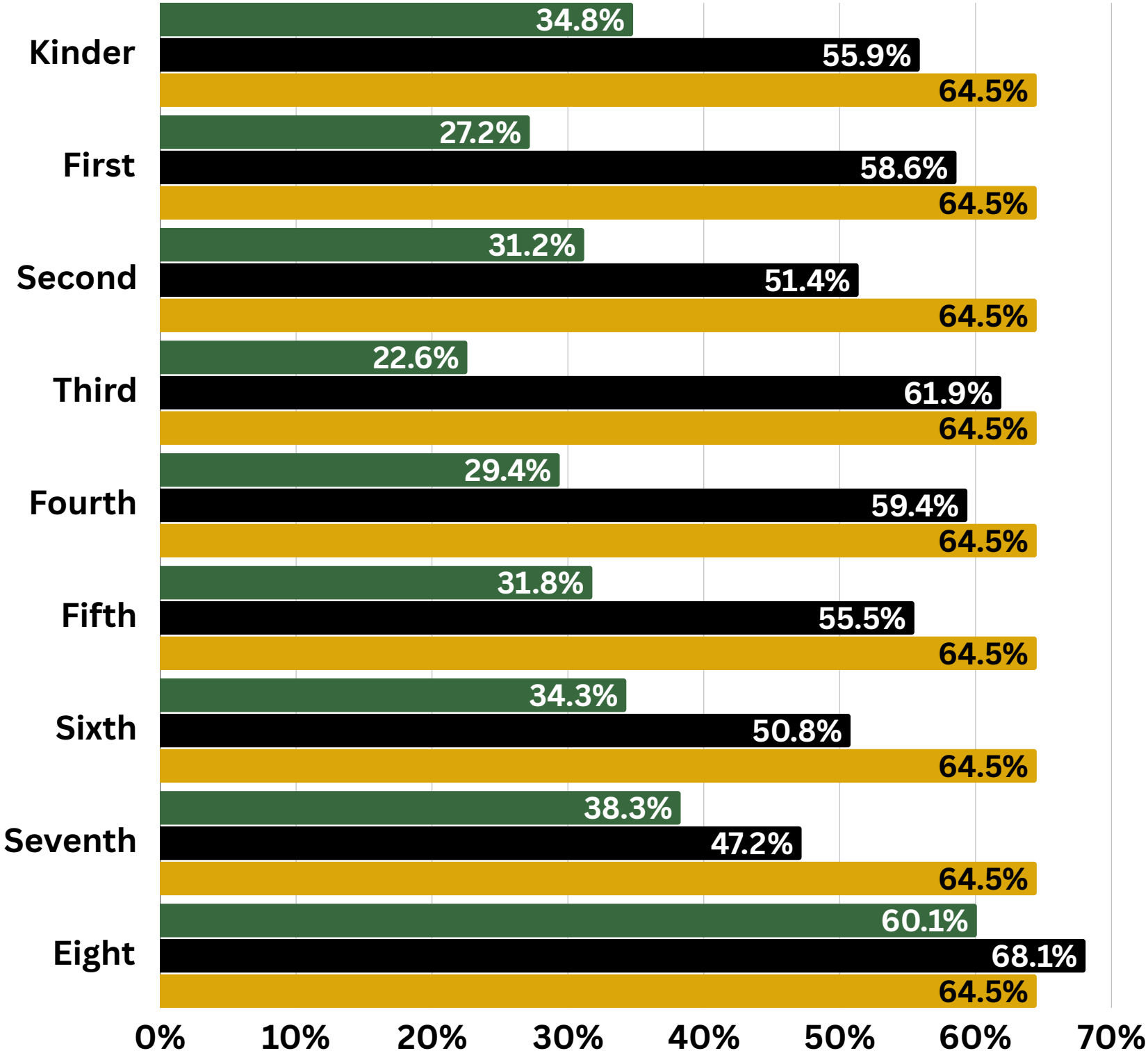
PROGRESS MONITORING

JULY 2025

GPM 4.2: The percentage of students in elementary and middle schools who meet their typical growth goal in Math on the iReady math EOY diagnostic assessment will increase from 45% in May of 2024 to 64.5% by May of 2025.



Goal 4: The percentage of students in elementary and middle schools who meet their individual growth goals in both math and reading on the EOY i-Ready assessment will increase from 22.2% in May 2024 to 50% by May 2025.*



	24-25 EOY Total # of TESTED	24-25 EOY % of Students On Track	24-25 MOY % of Students On Track	Diff MOY 2024 to EOY 2024	24-25 Annual Target %	% Distance from Annual Target
Kinder	304	55.9%	34.8%	21.1%	64.5%	-8.6%
First	304	58.6%	27.2%	31.4%	64.5%	-5.9%
Second	329	51.4%	31.2%	20.2%	64.5%	-13.1%
Third	318	61.9%	22.6%	39.3%	64.5%	-2.6%
Fourth	357	59.4%	29.4%	30.0%	64.5%	-5.1%
Fifth	337	55.5%	31.8%	23.7%	64.5%	-9.0%
Sixth	392	50.8%	34.3%	16.5%	64.5%	-13.7%
Seventh	394	47.2%	38.3%	8.9%	64.5%	-17.3%
Eighth	423	68.1%	60.1%	8.0%	64.5%	3.6%

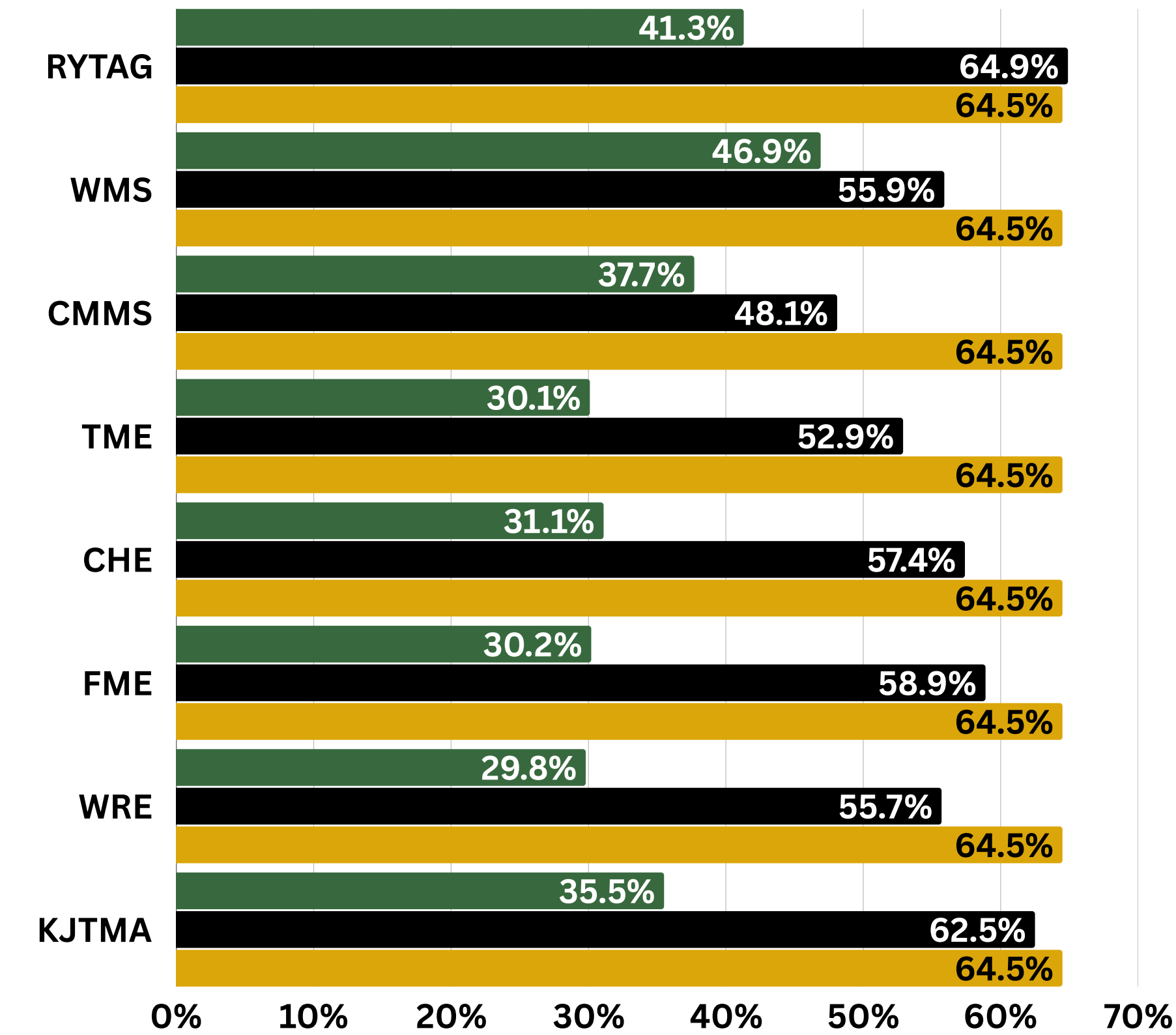
PROGRESS MONITORING

JULY 2025

GPM 4.2: The percentage of students in elementary and middle schools who meet their typical growth goal in Math on the iReady math EOY diagnostic assessment will increase from 45% in May of 2024 to 64.5% by May of 2025.



Goal 4: The percentage of students in elementary and middle schools who meet their individual growth goals in both math and reading on the EOY i-Ready assessment will increase from 22.2% in May 2024 to 50% by May 2025.*



	24-25 EOY Total # of TESTED	24-25 EOY % of Students On Track	24-25 MOY % of Students On Track	Diff MOY 2024 to EOY 2024	24-25 Annual Target %	% Distance from Annual Target
RYTAG	248	64.9%	41.3%	23.6%	64.5%	0.4%
WMS	331	55.9%	46.9%	8.9%	64.5%	-8.6%
CMMS	593	48.1%	37.7%	10.4%	64.5%	-16.4%
TME	289	52.9%	30.1%	22.9%	64.5%	-11.6%
CHE	366	57.4%	31.1%	26.3%	64.5%	-7.1%
FME	453	58.9%	30.2%	28.7%	64.5%	-5.6%
WRE	345	55.7%	29.8%	25.8%	64.5%	-8.8%
KJTMA	533	62.5%	35.5%	27.0%	64.5%	-2.0%