




NORTH SLOPE BOROUGH SCHOOL DISTRICT

M E M O R A N D U M

TO: Nancy Rock, President
Members of the School Board

THROUGH: Rich Carlson, Interim Superintendent 

THROUGH: Liz Noble, Director of Curriculum & Instruction 

FROM: Kim Neakok, Assessment Instructional Specialist 

DATE: March 30, 2022

SUBJECT: Fall 2021-Winter 2022 Growth Summary Report **MEMO#:SB22-171**
(Information Item)

NSBSD Strategic Plan Goal:

1 STUDENT SUCCESS: All students will reach their intellectual potential and achieve academic success through integrating Inupiaq knowledge systems into the core content areas and focusing on the development of the Whole Child.

1.1 ACADEMIC ACHIEVEMENT: Ensure all students show growth in academic areas measured by authentic assessment where possible and state and district standards where necessary.

Issue Summary:

To measure growth in the academic areas of ELA and Math the North Slope Borough School District administers the NWEA MAP Growth assessment to students in grades 2-12.

MAP Growth uses a RIT scale to accurately measure what students know, regardless of their grade level. Essentially, it is a continuum used to measure growth over time. This allows the ability to track progress throughout the school year and across multiple years. In addition to RIT scores, MAP Growth provides specific learning statements showing what each student is ready to learn. Those learning statements are directly aligned to our state standards.

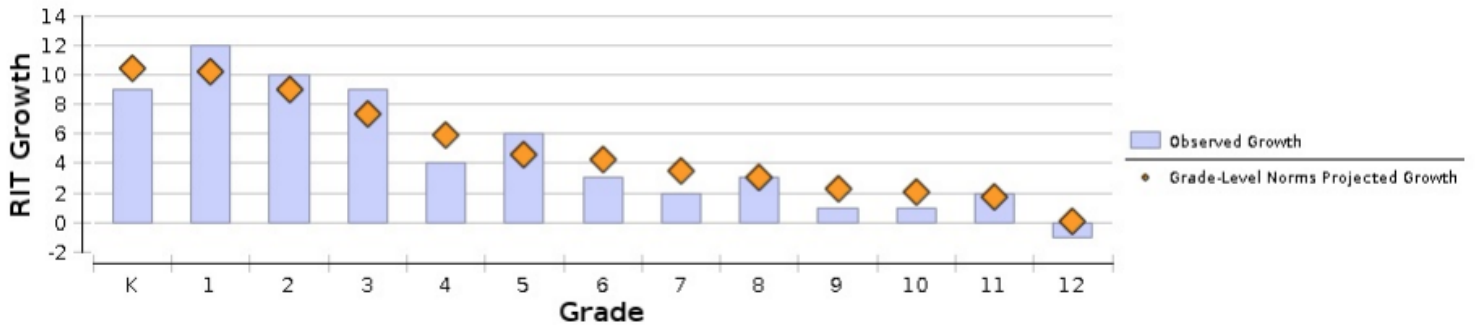
The information within this memo provides the Growth summary report for math and language arts from fall 2021-winter 2022.

The yellow or orange diamond indicates the typical RIT growth projected for students at each grade level. The purple/blue rectangle indicates the observed growth of our students at each

grade level. In general if the rectangle moved beyond the diamond, that grade level demonstrated more growth than average. If the rectangle is below the diamond, that grade level demonstrated less growth than the average. It is important to note that the District does not require our K/1 student to take the NWEA MAP assessment.

Math

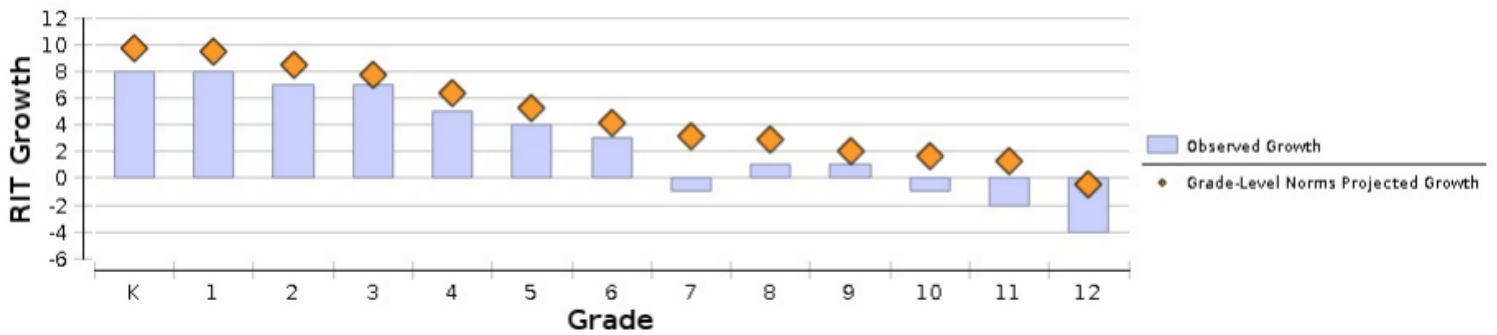
Math: Math K-12



According to the Growth Summary Report, students who took the math content area in grades 1, 2, 3, and 5 exceeded the growth norm, while students in grades 8 and 11 met the benchmark.

Reading

Language Arts: Reading



According to the Growth Summary Report, students who took the reading content area in grades K - 6, 9 and 11 were just below the projected growth. Students in grade 12 exceeded the growth norm.