



Robin Faye Lindeen Blakeley <rlindeen@corbett.k12.or.us>

NEWS RELEASE: Oregon Statewide Report Card Released

1 message

Oregon Department of Education <ode@public.govdelivery.com>

Mon, Nov 22, 2021 at 10:06 AM

Reply-To: ode@public.govdelivery.com

To: rlindeen@corbett.k12.or.us

Having trouble viewing this email? [View it as a Web page.](#)**NEWS RELEASE**

November 22, 2021

Media Contact: Marc Siegel, marc.siegel@state.or.us**Oregon Statewide Report Card Released**

(Salem, Ore.) – The 2020-21 edition of the Oregon Statewide Report Card is now available on [the Oregon Department of Education \(ODE\) website](#). This annual snapshot of Oregon's pre-kindergarten through grade 12 education system includes key data on students, teachers and schools. For a second year, the Oregon Statewide Report Card is missing some of the data normally presented due to the disruption to the school year caused by the COVID-19 global pandemic, but much of the data that was missing last year has returned (see the list of data below).

"The students, families and educators of Oregon have been dealing with the toughest education challenge in our state's history for more than 20 months," said Oregon Department of Education Director Colt Gill. "The school year covered by this Annual Statewide Report Card was like no other, but by the end, we saw reason for hope. And now that all school-aged children are eligible for vaccines, we encourage all Oregonians to do their part to 'layer up' so that we can keep students in school, where we know they learn best."

The Oregon Statewide Report Card includes a state level view of the following data, most of which has already been released in the last year:

- Early childhood data
- Student demographics and information on specific student groups
- School funding and staff information

- Charter school data and information on alternative education programs
- Graduation and dropout rates for 2019-20 school year

Information not on last year's release that has returned includes:

- Class Size
- Language Diversity of Students
- Student Achievement on Statewide Summative Assessments
- Ninth Grade on Track to Graduate
- Regular Attenders
- Talented and Gifted
- Alternative Education

Some data included in this report was impacted by widespread Comprehensive Distance Learning. These impacts include incomplete data or data that are not comparable to other school years. These impacts are noted in each section.

In addition, there is information never before included in a Statewide Annual Report Card. This new section includes state level rates for percentage of teachers with an Emergency/Provisional License and percentage of teachers teaching Out-of-Field. Both rates are calculated for all, high-poverty and low-poverty schools.

###

Stay Connected with the Oregon Department of Education



SUBSCRIBER SERVICES:
Manage Subscriptions | Help

It is a policy of the State Board of Education and a priority of the Oregon Department of Education that there will be no discrimination or harassment on the grounds of race, color, sex, marital status, religion, national origin, age, sexual orientation, or disability in any educational programs, activities or employment. For more information, visit the Anti-Discrimination Policy page.

This email was sent to riindeen@corbett.k12.or.us using GovDelivery Communications Cloud, on behalf of: Oregon Department of Education · 255 Capitol Street NE · Salem, OR 97310



OREGON AT-A-GLANCE SCHOOL PROFILE

Corbett School

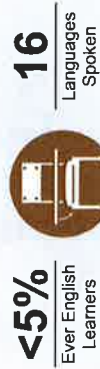
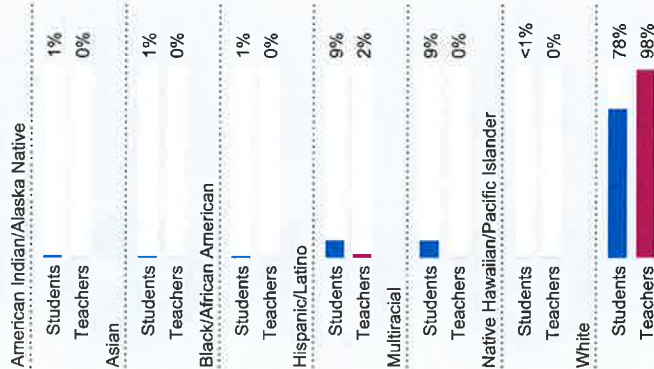
PRINCIPAL: Dan Wold | GRADES: K-12 | 35800 E Hist Columbia River Hwy, Corbett 97019 | 503-261-4200



Students We Serve



DEMOGRAPHICS



*<10 students or data unavailable

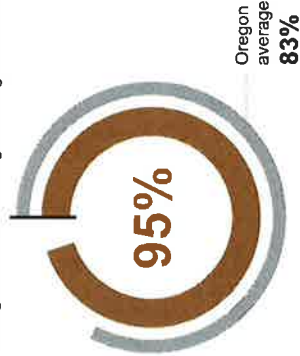
Special Note

The At-A-Glance School and District profiles tell a story about Oregon's schools and districts. The story is harder to tell this year as the COVID-19 pandemic significantly impacted our schools and the data we collect. As a result, statewide assessment and attendance data cannot be compared to prior years and are not shown here. We have included links to our website where you can view the 2020-21 statewide assessment and attendance data and read a detailed description of how these data were impacted. We're thankful for your partnership as we focus on care, connection and the creation of safe, inclusive and supportive learning environments.

Academic Success

ON-TIME GRADUATION

Students earning a diploma within four years. Cohort includes students who were first-time ninth graders in 2016-17 graduating in 2019-20.



School Environment

REGULAR ATTENDERS

Students who attended more than 90% of their enrolled school days.

For 2020-21 Regular Attenders data please visit:

www.oregon.gov/ode/schools-and-districts/reportcards/reportcards/Pages/Regular-Attenders-2021.aspx



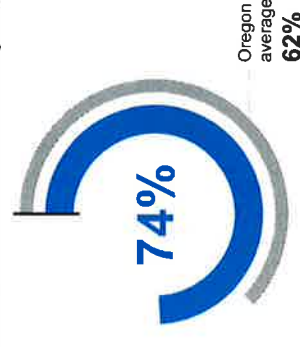
Academic Progress

ON-TRACK TO GRADUATE

Students earning one-quarter of graduation credits in their 9th grade year.

COLLEGE GOING

Students enrolling in a two or four year college within 16 months of completing high school in 2017-18. Data from the National Student Clearinghouse.



School Goals

To foster intellectual development and promote social equity for all students, maintain and plan for adequate facilities, operate the District in a fiscally responsible manner, and maintain positive and collaborative relationships within all district communities.

State Goals

The Oregon Department of Education is partnering with school districts and local communities to ensure a 90% on-time, four-year graduation rate by 2025. To progress toward this goal, the state will prioritize efforts to improve attendance, provide a well-rounded education, invest in implementing culturally responsive practices, and promote continuous improvement to close opportunity and achievement gaps for historically and currently underserved students.

Safe & Welcoming Environment

Corbett School District strives to create a safe and welcoming environment through a variety of initiatives including: Multitage classes, morning meetings, translation/interpretation offered as needed, zones of regulation instruction.

OREGON AT-A-GLANCE SCHOOL PROFILE CONTINUED

Corbett School

Outcomes

Our Staff (rounded FTE)



2020-21

REGULAR ATTENDERS

American Indian/Alaska Native

Asian

Black/African American

Hispanic/Latino

Multiracial

Native Hawaiian/Pacific Islander

White

Free/Reduced Price Lunch

Ever English Learner

Students with Disabilities

Migrant

Homeless

Talented and Gifted

Female

Male

Non-Binary

ON-TRACK TO GRADUATE

<10 students or data unavailable

<10 students or data unavailable

<10 students or data unavailable

73%

<10 students or data unavailable

<10 students or data unavailable

81%

41%

<10 students or data unavailable

39%

<10 students or data unavailable

<10 students or data unavailable

<10 students or data unavailable

>95%

87%

73%

Coming in 2022-23

ON-TIME GRADUATION

<10 students or data unavailable

<10 students or data unavailable

<10 students or data unavailable

<10 students or data unavailable

<10 students or data unavailable

<10 students or data unavailable

94%

>95%

<10 students or data unavailable

<10 students or data unavailable

<10 students or data unavailable

<10 students or data unavailable

<10 students or data unavailable

>95%

94%

About Our School

ADVANCED COURSEWORK

AP for All Program (100% of students are able to enroll in AP courses) Math: AB Calculus, BC Calculus, Statistics, Computer Science English/Language Arts: Literature & Composition, Language & Composition, Science: Environmental Science, Biology, Chemistry, Physics, Social Studies: Human Geography, World History, US History, Government, Psychology, Interdisciplinary: Research, Seminar, World Languages: Spanish Language and Culture, The Arts: Art Depth, Art Breadth

Multiple dual credit courses through MHCC and a Senior Plus Program - 1/2 day at MHCC.

CAREER & TECHNICAL EDUCATION

College & career opportunities include: Career exploration opportunities for seniors, Friday college visits, and lunchtime college information sessions.

Career related learning experiences include: Child development, culinary arts, engineering, computer science, woodworking, and internships.

EXTRACURRICULAR ACTIVITIES

Academic extracurricular opportunities include: National Honor Society and grade/middle school math clubs.

School sponsored clubs include: high school service clubs (Key Club, Communicare, Leadership, Student Voice), K-12 drama club, K-8 garden club, and middle/high school travel clubs.

Sports include: Community sponsored sports grade K-5 and interscholastic sports grades 6-12.

PARENT & COMMUNITY ENGAGEMENT

Corbett School District hosts a variety of events designed to encourage community and parental engagement including a community open house, transition activities, monthly principal chats, family nights, and end of unit celebrations.

Parents are also encouraged to become involved directly in the school and/or classrooms through the PTA, volunteer opportunities, chaperone opportunities, and a district site council.

OREGON AT-A-GLANCE DISTRICT PROFILE

Corbett SD 39

SUPERINTENDENT: Dan Wold | 35800 E Hist Columbia River Hwy, Corbett 97019 | 503-261-4200



Students We Serve



DEMOGRAPHICS

American Indian/Alaska Native	Students 1%	Teachers 0%
Asian	Students 1%	Teachers 0%
Black/African American	Students 1%	Teachers 0%
Hispanic/Latino	Students 9%	Teachers 2%
Multiracial	Students 9%	Teachers 2%
Native Hawaiian/Pacific Islander	Students <1%	Teachers 0%
White	Students 78%	Teachers 96%



* <10 students or data unavailable

Special Note

The At-A-Glance School and District profiles tell a story about Oregon's schools and districts. The story is harder to tell this year as the COVID-19 pandemic significantly impacted our schools and the data we collect. As a result, statewide assessment and attendance data cannot be compared to prior years and are not shown here. We have included links to our website where you can view the 2020-21 statewide assessment and attendance data and read a detailed description of how these data were impacted. We're thankful for your partnership as we focus on care, connection and the creation of safe, inclusive and supportive learning environments.

Start Strong

Grades K-2

REGULAR ATTENDERS

Students who attended more than 90% of their enrolled school days.

For 2020-21 Regular Attenders data please visit:

www.oregon.gov/ode/schools-and-districts/reportcards/reportcards/Pages/Regular-Attendees-2021.aspx

Grade 3

ENGLISH LANGUAGE ARTS

Students meeting state grade-level expectations.

For 2020-21 English Language Arts data please visit:

www.oregon.gov/ode/schools-and-districts/reportcards/reportcards/Pages/Statewide-Assessment-Results-2021.aspx

High School Success

Grade 8

MATHEMATICS

Students meeting state grade-level expectations.

For 2020-21 Mathematics data please visit:

www.oregon.gov/ode/schools-and-districts/reportcards/reportcards/Pages/Statewide-Assessment-Results-2021.aspx

Grade 9

ON-TRACK TO GRADUATE

Students earning one-quarter of graduation credits in their 9th grade year.



Grade 12

ON-TIME GRADUATION

Students earning a diploma within four years. Cohort includes students who were first-time ninth graders in 2016-17 graduating in 2019-20.



District Goals

To foster intellectual development and promote social equity for all students, maintain and plan for adequate facilities, operate the District in a fiscally responsible manner, and maintain positive and collaborative relationships within all district communities.

State Goals

The Oregon Department of Education is partnering with school districts and local communities to ensure a 90% on-time, four year graduation rate by 2025. To progress toward this goal, the state will prioritize efforts to improve attendance, provide a well-rounded education, invest in implementing culturally responsive practices, and promote continuous improvement to close opportunity and achievement gaps for historically and currently underserved students.

Our Staff (rounded FTE)



Grades K-2 REGULAR ATTENDERS

American Indian/Alaska Native
Asian
Black/African American
Hispanic/Latino
Multiracial
Native Hawaiian/Pacific Islander
White
Free/Reduced Price Lunch
Ever English Learner
Students with Disabilities
Migrant
Homeless
Talented and Gifted
Female
Male
Non-Binary

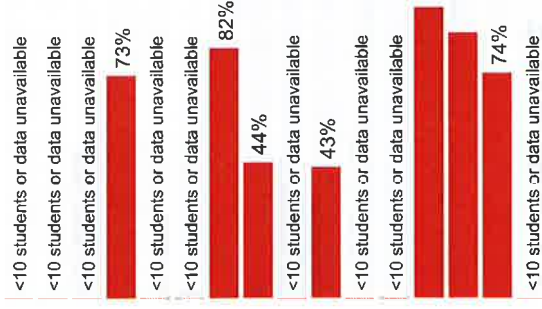
Grade 3 ENGLISH LANGUAGE ARTS



Grade 8 MATHEMATICS

American Indian/Alaska Native
Asian
Black/African American
Hispanic/Latino
Multiracial
Native Hawaiian/Pacific Islander
White
Free/Reduced Price Lunch
Ever English Learner
Students with Disabilities
Migrant
Homeless
Talented and Gifted
Female
Male
Non-Binary

Grade 9 ON-TRACK TO GRADUATE



Grade 12 ON-TIME GRADUATION

