

# Annual Report & TAPR Public Hearing

PINEYWOODS COMMUNITY ACADEMY



# Required Elements

Texas Education Code 39.306 requires each district's board of trustees to publish an annual report and hold a public hearing of its contents that include:

- District Accreditation Status
- Special Education Compliance Status
- Texas Academic Performance Report
- District Performance Objectives
- PEIMS Financial Standard Reports
- Violent or Criminal Incidents on Campuses
- Student Performance in Postsecondary Institutions as reported by the THECB



# District Accreditation Status

**2024-25 Accredited Status: Accredited**

**2025 Accountability Rating: B**

**2025 FIRST Rating: A-Superior**

**2025 Special Ed. Determination: Meets Requirements**



# Texas Academic Performance Report 2024-2025

Compiled by TEA for every district using















- PEIMS
- Student Assessment Data

TAPR

- Comprehensive “dynamic” online data system (TPRS)
- PDF version



# Distinction Designation

	Academic Achievement: RLA	Academic Achievement: Mathematics	Academic Achievement: Science	Academic Achievement: Social Studies	Top 25%: Comparative Academic Growth	Postsecondary Readiness	Top 25%: Comparative Closing the Gaps
High School							
Middle School							
Elementary							



# PCA High School

End of Course Exam	Campus @ Approaches	State @ Approaches	Campus @ Meets	State @ Meets	Campus @ Masters	State @ Masters	<b>Met Growth Measure</b>
English 1	91%	69%	77%	49%	27%	15%	<b>78%</b>
Algebra 1	93%	78%	73%	45%	58%	27%	<b>93%</b>
Biology	100%	92%	83%	61%	25%	21%	<b>*89%</b>
US History	95%	95%	84%	68%	70%	37%	<b>*85%</b>
English 2	87%	72%	74%	55%	6%	8%	<b>55%</b>

Above State

On Par with State

1-5 Points Lower than State

6+ Points Lower than State



# Dr. Terry Robbins Middle School

STAAR Test	Campus @ Approaches	State @ Approaches	Campus @ Meets	State @ Meets	Campus @ Masters	State @ Masters	<b><i>Showed Growth</i></b>
6th Reading	75%	77%	54%	56%	34%	29%	<b>63%</b>
6th Math	73%	74%	33%	40%	13%	16%	<b>62%</b>
7th Reading	84%	76%	56%	54%	30%	27%	<b>68%</b>
7th Math	61%	55%	45%	33%	16%	11%	<b>51%</b>
8th Reading	92%	82%	72%	58%	35%	32%	<b>79%</b>
8th Math	80%	71%	55%	47%	27%	18%	<b>84%</b>
8th Science	76%	74%	55%	48%	21%	19%	<b>*70%</b>
8th SS	70%	58%	40%	32%	20%	17%	<b>*78%</b>

Above State

On Par with State

1-5 Points Lower than State

6+ Points Lower than State



# Dr. Sarah Strinden Elementary

STAAR Test	Campus @ Approaches	State @ Approaches	Campus @ Meets	State @ Meets	Campus @ Masters	State @ Masters	<b><i>Showed Growth</i></b>
3rd Reading	82%	77%	51%	52%	18%	23%	<b><i>*78%</i></b>
3rd Math	83%	71%	48%	46%	11%	19%	<b><i>*72%</i></b>
4th Reading	87%	81%	60%	54%	24%	24%	<b><i>76%</i></b>
4th Math	83%	69%	52%	47%	30%	24%	<b><i>77%</i></b>
5th Reading	79%	77%	59%	58%	32%	30%	<b><i>71%</i></b>
5th Math	88%	74%	50%	47%	15%	22%	<b><i>72%</i></b>
5th Science	63%	65%	29%	31%	9%	11%	<b><i>*77%</i></b>

Above State

On Par with State

1-5 Points Lower than State

6+ Points Lower than State





# District Performance Objectives

<b>Academic</b>	Pineywoods Community Academy will ensure that academic performance and achievement levels reflect excellence in learning and attaining high expectations and standards.
<b>Facilities</b>	Pineywoods Community Academy will create a dynamic, inclusive, and sustainable environment that fosters academic excellence, personal growth, and community engagement by designing safe, technologically advanced spaces that are adaptable to the evolving needs of our students and staff.
<b>Community Engagement</b>	Pineywoods Community Academy will strengthen partnerships with stakeholders while enhancing the quality and stimulating the effectiveness of educational and extracurricular outcomes.
<b>Safety &amp; Social Emotional Learning</b>	Pineywoods Community Academy will provide learning environments and structures designed to promote a physical, emotional, and cultural focus on safety, wellness, and order.



# District Performance Objectives

<b>Human Capital</b>	Pineywoods Community Academy will recruit, hire, develop, and retain highly qualified and effective personnel.
<b>Leadership Development</b>	Pineywoods Community Academy will increase the leadership capacity of staff, students, and other stakeholders in pursuit of the District's vision.
<b>Financial Management</b>	Pineywoods Community Academy will exercise fiscal responsibility to maintain financial strength and provide financial resources for education programs.
<b>Parent &amp; Student Engagement</b>	Pineywoods Community Academy will foster a culture of trust by providing accurate, timely, and interactive communication by encouraging parents and students to be involved in our schools.



# Accessing the TAPR Report

1. <https://tea.texas.gov/perfreport/tapr/index.html>
2. [www.pcacharter.net](http://www.pcacharter.net)
3. Campus Offices  
601 South Raguet  
Lufkin, TX 75904



# PCA District Reports

## PEIMS Financial Standard Reports

[https://rptsvr1.tea.texas.gov/cgi/sas/broker?\\_service=marykay&\\_program=sfadhoc.budget\\_report\\_2025.sas&\\_service=appserv&\\_debug=0&who\\_box=&who\\_list=003801](https://rptsvr1.tea.texas.gov/cgi/sas/broker?_service=marykay&_program=sfadhoc.budget_report_2025.sas&_service=appserv&_debug=0&who_box=&who_list=003801)

## Violent or Criminal Incidents on Campuses

None were reported

## Postsecondary Performance

<http://www.txhigheredaccountability.org/acctpublic/>

