

Corbett School District

Youth Truth Survey
Fall 2020

Youth Truth Student Survey - A National Nonprofit

Corbett School District

1363 participants

813 students in grades 3-12 (87%)

471 parents/guardians (41%)

79 staff members (94%)

Corbett School District

Some of the themes on the survey included:

- **School Culture & School Safety**
- **Engagement & Relationships**
- **Academic Challenge**
- **Emotional & Mental Health**
- **Diversity, Equity and Inclusion**

Corbett School District

Student Perceptions Highest Rated Themes

Culture

Relationships

Example questions on a 1 to 5 scale

Most adults in this school treat students with respect.

Students and teachers care about each other.

Corbett School District

Student Perceptions Lowest Rated Theme Engagement

Example questions on a 1 to 5 scale

I am getting a high quality education at this school.
Does your teacher ask you to keep trying when the
work gets hard?

Corbett School District

Family Perceptions Highest Rated Themes

Relationships

School Safety (Elementary)

Communication & Feedback (MS/HS)

Lowest Rated Theme

Engagement

Corbett School District

Staff Perceptions

Highest Rated Themes

Relationships

School Safety (Elementary)

Culture (MS/HS)

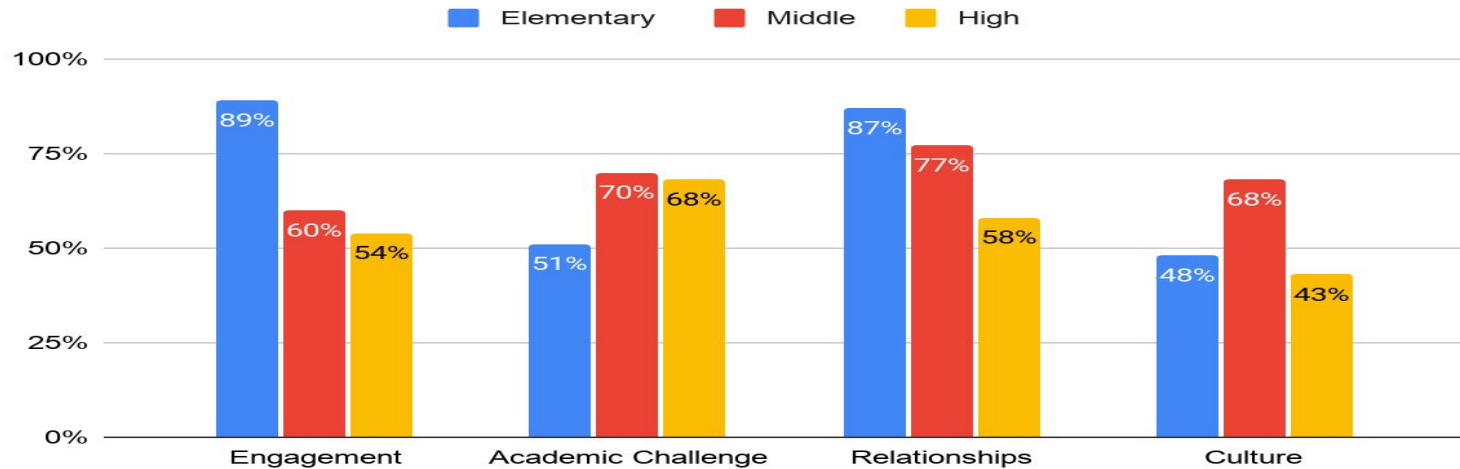
Lowest Rated Theme

Engagement

Corbett School District

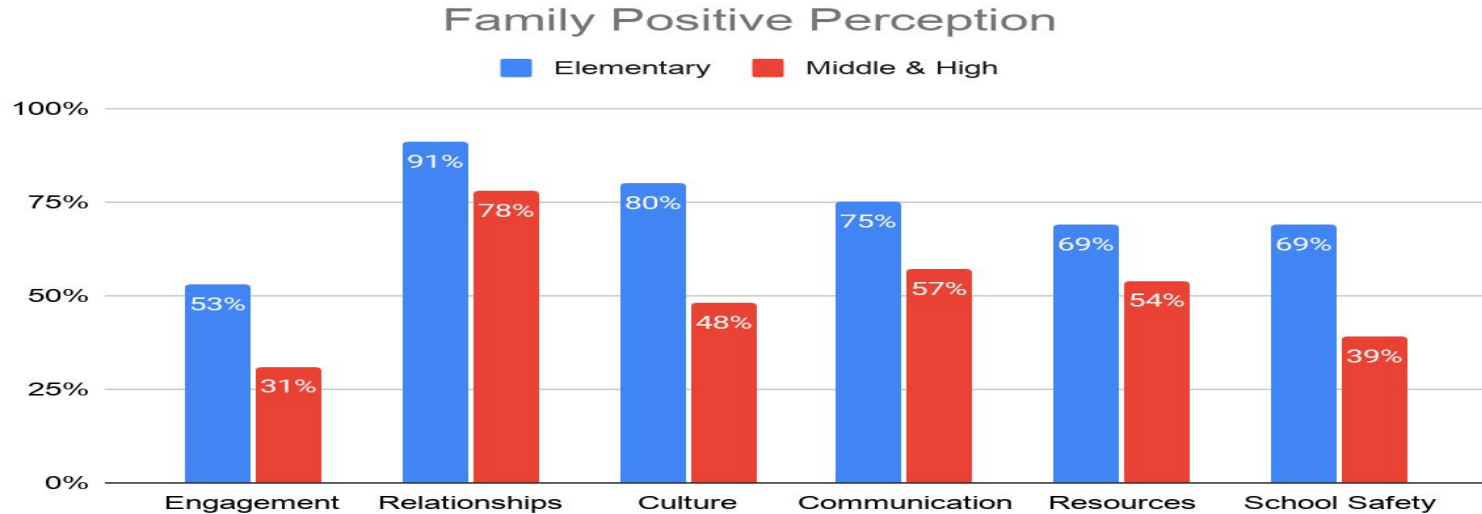
Positive Ratings - Students

Student Positive Perception



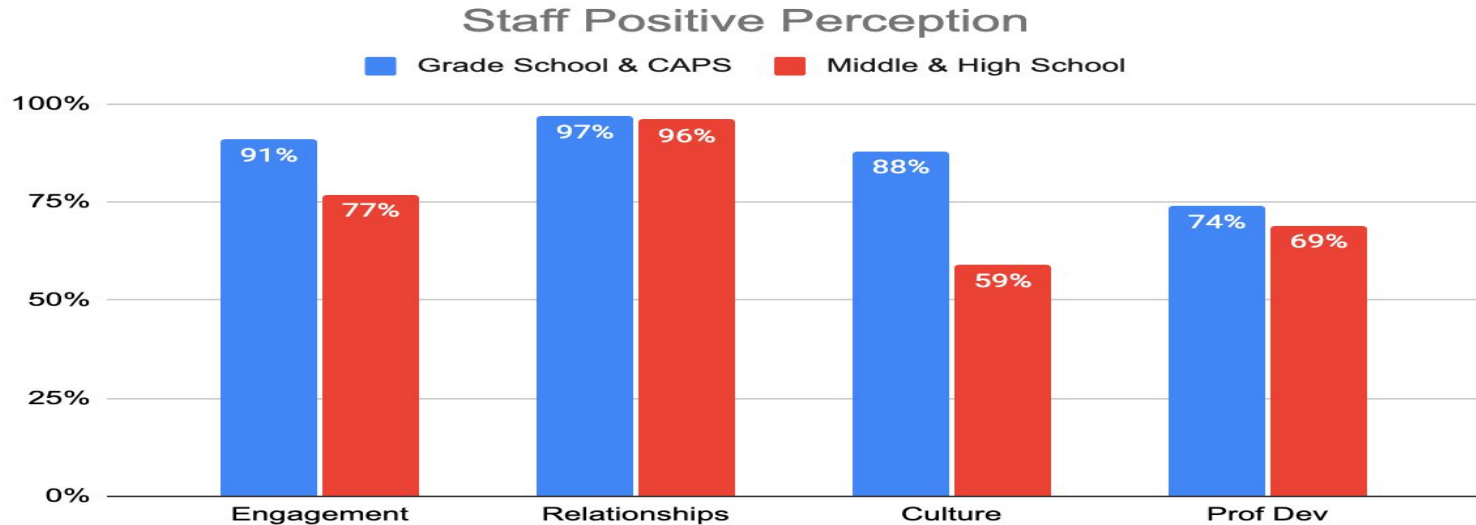
Corbett School District

Positive Ratings - Families



Corbett School District

Positive Ratings - Staff



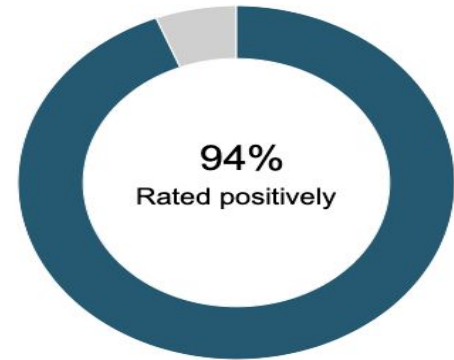
Corbett School District

School Specific Results

94% of families surveyed at Corbett Grade School responded positively to the following:

I feel comfortable approaching teachers about my child's progress.

I feel comfortable approaching teachers about my child's progress.



www.youthtruthsurvey.org

Corbett School District

School Specific Comparison Data

90% of families surveyed in similar U.S. schools responded positively to the same question.

91% of families surveyed in Oregon schools responded positively to the same question.

The teachers and staff are always available to answer any questions or concerns I have.

~1st grade family

When I work with teachers and staff it is always a good experience.

~4th grade family.

Corbett School District

School Specific Subgroup Data

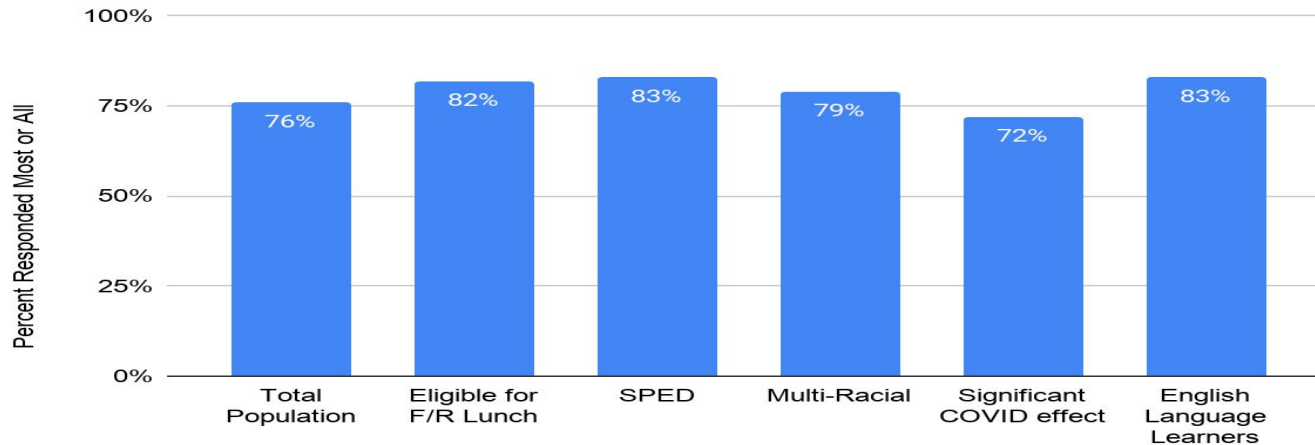
Results can be looked at by subgroups such as:

- Special Education
- Grade Level
- Eligible for Free/reduced Lunch
- Race/ethnicity
- English Language Learners
- Covid Effect (How much has the COVID-19 pandemic affected you?)

Corbett School District

High School Students

How many of your teachers try to be fair?



Corbett School District

YouthTruth Survey - Next Steps

- Building principal will meet with YouthTruth staff to learn how to analyse the results.
- Principals will share results with staff and families throughout the year and use information to plan for improvement.
- Use the results to monitor progress towards our Continuous Improvement Plan(CIP) goals and for Student Investment Account(SIA) planning.
- Use the Diversity, Equity and Inclusion results to inform the district's equity work.
- Conduct the YouthTruth Survey next fall.