

**BOARD OF TRUSTEES  
AGENDA**

<input type="checkbox"/> Workshop	<input checked="" type="checkbox"/> Regular	<input type="checkbox"/> Special
-----------------------------------	---	----------------------------------

- (A)  Report Only  Recognition

**Presenter(s): ISMAEL MIJARES, DEPUTY SUPERINTENDENT FOR BUSINESS & FINANCE**

**Briefly describe the subject of the report or recognition presentation.**

REVIEW INVESTMENT OFFICER'S QUARTERLY REPORT OF INVESTMENT TRANSACTIONS FOR ALL FUNDS FOR THE QUARTER ENDED FEBRUARY 28, 2018.

- (B)  Action Item

**Presenter(s):**

**Briefly describe the action required.**

- (C) **Funding source: Identify the source of funds if any are required.**

- (D) **Clarification: Explain any question or issues that might be raised regarding this item.**

THE QUARTERLY INVESTMENT REPORT IS BEING PREPARED IN ACCORDANCE WITH BOARD POLICY CDA (LOCAL).



**EAGLE PASS INDEPENDENT SCHOOL DISTRICT**

**TO:** Gilberto Gonzalez, Superintendent  
**FROM:** Ismael Mijares  
Deputy Superintendent for Business & Finance-Investment Officer *JAA*  
**DATE:** March 28, 2018  
**SUBJECT:** *QUARTERLY INVESTMENT REPORT*

Attached is the District's Quarterly Investment Report in accordance with Board Policy CDA (Local). The Report includes statements for the period ending February 28, 2018. The following is a summary of the amounts invested in various accounts.

**LONESTAR INVESTMENT POOL - CORPORATE OVERNIGHT PLUS FUND**

ELEMENTARY FUND	319,036.35
GENERAL FUND	51,511,474.06
INTEREST & SINKING FUND	2,866,062.64
<b>TOTAL:</b>	<b>\$54,696,573.05</b>

The grand total of the District's investments on February 28, 2018 was \$54,696,573.05  
The market value of these investments as of February 28, 2018 was \$54,691,774.97

# Eagle Pass Independent School District

## Schedule of Investments and Market Values

February 28, 2018

### LONESTAR INVESTMENT POOL - *CORPORATE OVERNIGHT PLUS FUND*:

Account	Investments 2/28/2017	3 mth. Avg. Annual Yield	Market Values 2/28/2017	Investments 2/28/2018	3 mth. Avg. Annual Yield	Market Values 2/28/2018
Elementary Fund	315,150.06	0.85%	315,206.34	319,036.35	1.50%	319,008.36
General Fund	28,609,013.45	0.85%	28,614,122.94	51,511,474.06	1.50%	51,506,955.39
Interest & Sinking Fund	4,309,150.34	0.85%	4,309,919.94	2,866,062.64	1.50%	2,865,811.22
<b>TOTAL OF INVESTMENTS</b>	<b><u>\$33,233,313.85</u></b>	0.85%	<b><u>\$33,239,249.22</u></b>	<b><u>\$54,696,573.05</u></b>	1.50%	<b><u>\$54,691,774.97</u></b>

#### OTHER YIELD AVERAGES:

	02/28/2017*	5/31/2017*	8/31/2017**	11/30/2017*	02/28/2018*
Lonestar Investment Pool-Corporate Overnight Plus Fund	0.85%	0.98%	0.92%	1.27%	1.50%
Wall Street Journal 91-Day US Treasury Bill	0.52%	0.81%	0.68%	1.11%	1.44%
Wall Street Journal 6-Month US Treasury Bill	0.63%	0.94%	0.80%	1.24%	1.60%
Cash in bank accounts	0.62%	0.91%	0.78%	1.22%	1.54%

\* 3-Month Average

\*\* 12-Month Average

#### NOTE:

Cash in bank accounts as of 02/28/18--\$10,088,450.11: Food Service Fund \$202,718.91; General Operating Fund \$9,291,607.39; AND I&S Fund \$594,123.81.  
Federal Deposit Insurance Corporation and Market Value of Pledged Amount: \$250,000 + \$22,800,000 = \$23,050,000.

**EAGLE PASS INDEPENDENT SCHOOL DISTRICT**  
**Schedule of Investments and Interest Earned**  
**For Quarter Ending February 28, 2018**

Fund	Fund Code	Account Type	Investments	Interest Earned	Investments	Interest Earned
			Account Balance as of 02/28/2017	12/01/2016 to 2/28/2017	Account Balance as of 02/28/2018	12/01/2017 to 2/28/2018
Elementary Fund	865	Corporate Overnight Plus Fund	315,150.06	656.56	319,036.35	1,178.15
General Fund	199	Corporate Overnight Plus Fund	28,609,013.45	76,154.07	51,511,474.06	151,699.69
Interest & Sinking Fund	518	Corporate Overnight Plus Fund	4,309,150.34	9,941.53	2,866,062.64	12,295.25
		Total Invested/Interest Earned	<u>33,233,313.85</u>	<u>86,752.16</u>	<u>54,696,573.05</u>	<u>165,173.09</u>

**EAGLE PASS INDEPENDENT SCHOOL DISTRICT**  
**Quarter Ending: 02/28/2018**  
**Cash in Bank Accounts**

<b>Food Service Fund</b>		202,718.91
<b>General Fund</b>		
Tax Collections-Escrow Account	240,759.97	
Designated Purpose Fund	3,119.03	
Tax Collections-Credit Card/ACH Payments	88,365.42	
Payroll Fund	2,330,173.98	
Disbursement Fund	333,788.20	
Elementary Fund	227,604.27	
EPISD Non-Interest Bearing Account	4,000,000.00	
Health Insurance Fund	1,193,103.76	
General Operating	874,692.76	9,291,607.39
<b>I &amp; S Fund-Bond Series</b>		594,123.81
<b>Total</b>		<b><u>10,088,450.11</u></b>

* <b>Federal Deposit Insurance Corporation</b>	250,000.00
** <b>Pledged Amount (LOC)</b>	22,800,000.00
<b>TOTAL</b>	<b><u>23,050,000.00</u></b>
<b>Amount Over/(Under) Pledged</b>	<b><u>12,961,549.89</u></b>

\* Federal Deposit Insurance Corporation (FDIC) amount provided by the U.S. government as collateral to insure deposits.  
 \*\* Irrevocable Letter of Credit (ILOC) amount provided by Compass Bank as collateral to protect deposits as required by the Public Funds Investment Act. The ILOC issued by Compass Bank is held independently by the Federal Home Loan Bank of Atlanta and the school district is the only entity that is entitled to draw funds against it should the bank fail.

<b>Checking Account Interest Rates</b>			<b>3-Month</b>
<b>Dec-2017*</b>	<b>Jan-2018**</b>	<b>Feb-2018***</b>	<b>Average</b>
1.44%	1.53%	1.65%	1.54%

\* 91-Day Treasury Bill Rate: 1.34% + Bank Basis Points: .10% = 1.44%  
 \*\* 91-Day Treasury Bill Rate: 1.43% + Bank Basis Points: .10% = 1.53%  
 \*\*\* 91-Day Treasury Bill Rate: 1.55% + Bank Basis Points: .10% = 1.65%

<b>CD Interest Rates*</b>		
<b>3-Month</b>	<b>6-Month</b>	<b>9-Month</b>
1.65%	1.85%	1.95%

**BBVA Compass will evaluate each CD rate solicitation upon request.**

\* rates as of February 28, 2018

**BBVA COMPASS  
EAGLE PASS INDEPENDENT SCHOOL DISTRICT  
DEPOSITORY CONTRACT  
LIMITS**

**PLEDGED AMOUNT:**

FDIC	<b>\$ 250,000.00</b>
SECURITIES: Book Value	-
Market Value	-
Letter of credit (LOC)	<b>\$ 22,800,000.00</b>

**Total Collateral \$ 23,050,000.00**

**BANK ACCOUNT BALANCES AS OF: February 28, 2018**

Eagle Pass ISD	3003202299	4,000,000.00	
Designated Purpose Fund	3001202264	3,119.03	
Disbursement Fund	3003202248	333,788.20	
Elementary Fund	3003202272	227,604.27	
Tax Collections-Escrow Account	0110400402	240,759.97	
Food Service Fund	3001202280	202,718.91	
General Operating Fund	3003603125	874,692.76	
Health Insurance Fund	2517032800	1,193,103.76	
I&S Fund	3003202307	594,123.81	
Payroll Fund	3003202221	2,330,173.98	
Tax Collections-Credit Card/ACH	3003018664	88,365.42	
Certificates of Deposit		\$ -	
<b>Total Checking Account Balances</b>			<b>\$ 10,088,450.11</b>
<b>Amount Over/(Under) Pledged</b>			<b>\$ 12,961,549.89</b>

**BBVA COMPASS  
EAGLE PASS INDEPENDENT SCHOOL DISTRICT  
DEPOSITORY CONTRACT  
LIMITS**

**PLEGDED AMOUNT:**

FDIC	\$	<b>500,000.00</b>
SECURITIES: Book Value		-
Market Value		-
Letter of credit (LOC)	\$	<b>35,200,000.00</b>

Total Collateral		<b>\$ 35,700,000.00</b>
------------------	--	-------------------------

**BANK ACCOUNT BALANCES AS OF: February 28, 2017**

Eagle Pass ISD	3003202299	1,000,000.00
Designated Purpose Fund	3001202264	5,532.51
Disbursement Fund	3003202248	3,529,883.86
Elementary Fund	3003202272	172,946.70
Tax Collections-Escrow Account	0110400402	176,449.05
Food Service Fund	3001202280	26,706.62
General Operating Fund	3003603125	18,781,192.16
Health Insurance Fund	2517032800	2,416,491.25
I&S Fund	3003202307	1,942,553.65
Payroll Fund	3003202221	3,662,782.19
Tax Collections-Credit Card/ACH	3003018664	72,937.79

Certificates of Deposit		\$ -
-------------------------	--	------

Total Checking Account Balances		<b>\$ 31,787,475.78</b>
---------------------------------	--	-------------------------

Amount Over/(Under) Pledged		<b>\$ 3,912,524.22</b>
-----------------------------	--	------------------------



Participant #: 159901

**Lone Star** 2018 2nd Quarter  
Investment Pool Quarterly Statement

Statement Period: 12/01/2017 to 02/28/2018

Ismael Mijares  
Eagle Pass ISD  
1420 Eidson Rd  
Eagle Pass, Texas 78852-5410



**Summary of Portfolio Holdings**

Account	Fund	Number of Shares	Price Per Share	Account Book Value (USD)	Account Market Value (USD)	% Port.
Elementary Fund	Corporate Overnight Plus Fund	319,036.35	1.00	319,036.35	319,008.36	0.58%
<b>Totals:</b>				<b>319,036.35</b>	<b>319,008.36</b>	

Account	Fund	Number of Shares	Price Per Share	Account Book Value (USD)	Account Market Value (USD)	% Port.
General Fund	Corporate Overnight Plus Fund	51,511,474.06	1.00	51,511,474.06	51,506,955.39	94.18%
<b>Totals:</b>				<b>51,511,474.06</b>	<b>51,506,955.39</b>	

Account	Fund	Number of Shares	Price Per Share	Account Book Value (USD)	Account Market Value (USD)	% Port.
Interest & Sinking Fund	Corporate Overnight Plus Fund	2,866,062.64	1.00	2,866,062.64	2,865,811.22	5.24%
<b>Totals:</b>				<b>2,866,062.64</b>	<b>2,865,811.22</b>	

**Totals**

Fund	Number of Shares	Price Per Share	Fund Balance (USD)	% Port.
Corporate Overnight Fund	0.00	1.00	0.00	0.00 %
Government Overnight Fund	0.00	1.00	0.00	0.00 %
Corporate Overnight Plus Fund	54,696,573.05	1.00	54,696,573.05	100.00 %
<b>Total Value:</b>			<b>54,696,573.05</b>	<b>100.00 %</b>

**Portfolio Transactions**

**Elementary Fund - Corporate Overnight Plus Fund**

Settle Date	Trade Type	Share Balance	Number of Shares	Price/Share	Amount (USD)
12/01/2017	Starting Balance	635,716.40			317,858.20
12/01/2017	Price Change	317,858.20	-317,858.20	1.00	0.00
	Corporate Overnight Plus Price Change From .50 to 1.00				
12/29/2017	Interest	318,234.61	376.41	1.00	376.41
01/31/2018	Interest	318,648.15	413.54	1.00	413.54



**Elementary Fund - Corporate Overnight Plus Fund (Continued)**

Settle Date	Trade Type	Share Balance	Number of Shares	Price/Share	Amount (USD)
02/28/2018	Interest	319,036.35	388.20	1.00	388.20
02/28/2018	Ending Balance	319,036.35			319,036.35

**General Fund - Corporate Overnight Plus Fund**

Settle Date	Trade Type	Share Balance	Number of Shares	Price/Share	Amount (USD)
12/01/2017	Starting Balance	67,040,176.08			33,520,088.04
12/01/2017	Price Change Corporate Overnight Plus Price Change From .50 to 1.00	33,520,088.04	-33,520,088.04	1.00	0.00
12/04/2017	Deposit	33,607,483.04	87,395.00	1.00	87,395.00
12/04/2017	Vendor Payment Tristar Risk Management	33,602,330.26	-5,152.78	1.00	-5,152.78
12/06/2017	Withdrawal	33,509,420.36	-92,909.90	1.00	-92,909.90
12/07/2017	Vendor Payment Texas State Natural Gas, Inc.	33,507,341.37	-2,078.99	1.00	-2,078.99
12/12/2017	Deposit	33,511,203.37	3,862.00	1.00	3,862.00
12/12/2017	Deposit	33,524,394.37	13,191.00	1.00	13,191.00
12/12/2017	Deposit	34,167,397.37	643,003.00	1.00	643,003.00
12/12/2017	Deposit	35,638,549.37	1,471,152.00	1.00	1,471,152.00
12/12/2017	Transfer Out	33,507,341.37	-2,131,208.00	1.00	-2,131,208.00
12/12/2017	Withdrawal	31,807,341.37	-1,700,000.00	1.00	-1,700,000.00
12/13/2017	Vendor Payment Tristar Risk Management	31,803,824.73	-3,516.64	1.00	-3,516.64
12/14/2017	Vendor Payment Aguila Construction, L.P.	31,676,515.53	-127,309.20	1.00	-127,309.20
12/18/2017	Withdrawal	30,785,226.67	-891,288.86	1.00	-891,288.86
12/19/2017	Deposit	31,676,515.53	891,288.86	1.00	891,288.86
12/19/2017	Withdrawal	29,676,515.53	-2,000,000.00	1.00	-2,000,000.00
12/19/2017	Vendor Payment Aguila Construction, L.P.	29,622,990.73	-53,524.80	1.00	-53,524.80
12/21/2017	Deposit	29,708,914.73	85,924.00	1.00	85,924.00
12/21/2017	Deposit	29,987,371.73	278,457.00	1.00	278,457.00
12/21/2017	Deposit	31,473,991.73	1,486,620.00	1.00	1,486,620.00
12/21/2017	Deposit	31,489,760.73	15,769.00	1.00	15,769.00
12/21/2017	Deposit	32,029,666.73	539,906.00	1.00	539,906.00
12/21/2017	Deposit	32,031,497.73	1,831.00	1.00	1,831.00
12/21/2017	Withdrawal	29,622,990.73	-2,408,507.00	1.00	-2,408,507.00
12/22/2017	Deposit	38,481,615.73	8,858,625.00	1.00	8,858,625.00
12/29/2017	Interest	38,522,328.84	40,713.11	1.00	40,713.11
01/08/2018	Withdrawal	38,048,789.47	-473,539.37	1.00	-473,539.37
01/09/2018	Withdrawal	37,984,569.91	-64,219.56	1.00	-64,219.56
01/10/2018	Vendor Payment Tristar Risk Management	37,976,185.81	-8,384.10	1.00	-8,384.10
01/12/2018	Deposit	38,762,621.14	786,435.33	1.00	786,435.33
01/12/2018	Withdrawal	37,976,185.81	-786,435.33	1.00	-786,435.33
01/16/2018	Deposit	37,996,009.55	19,823.74	1.00	19,823.74
01/16/2018	Vendor Payment Texas State Natural Gas, Inc.	37,993,497.63	-2,511.92	1.00	-2,511.92
01/17/2018	Withdrawal	37,973,673.89	-19,823.74	1.00	-19,823.74
01/18/2018	Vendor Payment Tristar Risk Management	37,966,420.33	-7,253.56	1.00	-7,253.56
01/18/2018	Vendor Payment Aguila Construction, L.P.	37,526,155.33	-440,265.00	1.00	-440,265.00
01/22/2018	Vendor Payment HEB Grocery Company, LP	37,515,087.66	-11,067.67	1.00	-11,067.67
01/23/2018	Deposit	37,515,437.66	350.00	1.00	350.00

**General Fund - Corporate Overnight Plus Fund (Continued)**

Settle Date	Trade Type	Share Balance	Number of Shares	Price/Share	Amount (USD)
01/23/2018	Withdrawal	37,515,087.66	-350.00	1.00	-350.00
01/24/2018	Deposit	37,519,087.66	4,000.00	1.00	4,000.00
01/25/2018	Deposit	46,366,799.66	8,847,712.00	1.00	8,847,712.00
01/25/2018	Deposit	46,366,828.73	29.07	1.00	29.07
01/25/2018	Withdrawal	46,362,828.73	-4,000.00	1.00	-4,000.00
01/31/2018	Deposit	46,365,393.73	2,565.00	1.00	2,565.00
01/31/2018	Interest	46,417,275.95	51,882.22	1.00	51,882.22
02/02/2018	Vendor Payment Tristar Risk Management	46,410,842.85	-6,433.10	1.00	-6,433.10
02/05/2018	Deposit	49,410,842.85	3,000,000.00	1.00	3,000,000.00
02/05/2018	Vendor Payment TASB Risk Management Fund	49,401,252.29	-9,590.56	1.00	-9,590.56
02/05/2018	Withdrawal	49,326,680.58	-74,571.71	1.00	-74,571.71
02/08/2018	Vendor Payment Tristar Risk Management	49,316,322.95	-10,357.63	1.00	-10,357.63
02/08/2018	Vendor Payment Texas State Natural Gas, Inc.	49,313,036.61	-3,286.34	1.00	-3,286.34
02/09/2018	Deposit	50,122,608.52	809,571.91	1.00	809,571.91
02/09/2018	Withdrawal	49,313,036.61	-809,571.91	1.00	-809,571.91
02/13/2018	Withdrawal	47,713,036.61	-1,600,000.00	1.00	-1,600,000.00
02/14/2018	Vendor Payment Aguila Construction, L.P.	47,486,700.61	-226,336.00	1.00	-226,336.00
02/15/2018	Withdrawal	47,484,135.61	-2,565.00	1.00	-2,565.00
02/20/2018	Vendor Payment HEB Grocery Company, LP	47,477,999.70	-6,135.91	1.00	-6,135.91
02/23/2018	Deposit	52,530,243.70	5,052,244.00	1.00	5,052,244.00
02/23/2018	Withdrawal	49,530,243.70	-3,000,000.00	1.00	-3,000,000.00
02/26/2018	Deposit	49,719,699.70	189,456.00	1.00	189,456.00
02/26/2018	Deposit	50,673,400.70	953,701.00	1.00	953,701.00
02/26/2018	Deposit	51,096,510.70	423,110.00	1.00	423,110.00
02/26/2018	Deposit	51,179,420.70	82,910.00	1.00	82,910.00
02/26/2018	Deposit	51,261,420.70	82,000.00	1.00	82,000.00
02/26/2018	Deposit	51,452,369.70	190,949.00	1.00	190,949.00
02/28/2018	Interest	51,511,474.06	59,104.36	1.00	59,104.36
02/28/2018	Ending Balance	51,511,474.06			51,511,474.06

**Interest & Sinking Fund - Corporate Overnight Plus Fund**

Settle Date	Trade Type	Share Balance	Number of Shares	Price/Share	Amount (USD)
12/01/2017	Starting Balance	3,377,418.78			1,688,709.39
12/01/2017	Price Change Corporate Overnight Plus Price Change From .50 to 1.00	1,688,709.39	-1,688,709.39	1.00	0.00
12/12/2017	Transfer In	3,819,917.39	2,131,208.00	1.00	2,131,208.00
12/29/2017	Interest	3,823,591.69	3,674.30	1.00	3,674.30
01/31/2018	Interest	3,828,560.40	4,968.71	1.00	4,968.71
02/05/2018	Withdrawal	3,798,760.40	-29,800.00	1.00	-29,800.00
02/05/2018	Withdrawal	2,862,410.40	-936,350.00	1.00	-936,350.00
02/28/2018	Interest	2,866,062.64	3,652.24	1.00	3,652.24
02/28/2018	Ending Balance	2,866,062.64			2,866,062.64

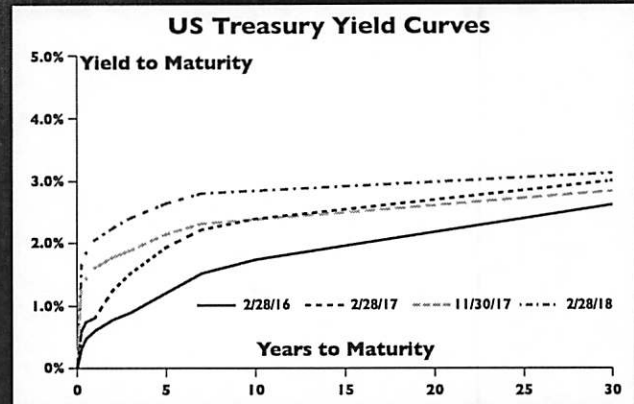
### **Important Information about this statement**

Please review this statement carefully, it is the official record of your account with Lone Star Investment Pool and First Public, LLC. If you disagree with any transaction, or if there are any errors or omissions in this statement please notify us promptly in writing, but no later than 10 business days after receipt of this statement. Trades pending settlement will not appear on this statement. All such trades will appear in the next monthly statement. The yield for the period is an annualized rate that reflects the relationship between the average amount of income earned and the average daily balance for the account. Please notify First Public promptly and in writing of any changes of address or phone number. Times of transactions will be furnished upon written request. The Lone Star Investment Pool Information Statement should be read carefully before investing. Investors should consider the investment objectives, risks, charges and expenses associated with municipal fund securities before investing. All transactions are no load. No remuneration has, or will be, paid to any entity in connection with this transaction. An investor may obtain an Information Statement by contacting First Public at the address and phone number identified above. An investment in Lone Star investment Pool is not insured or guaranteed by the Federal Deposit Insurance Corporation ("FDIC") or any other government agency and although Lone Star Investment Pool seeks to preserve the value of the investment at a fixed share price, it is possible to lose money by investing in municipal fund securities.

## Lone Star Investment Pool Quarterly Position Report—February 28, 2018

Increasing inflation concerns, expectations of a more aggressive Fed, and continued strength in the labor market all contributed to a significant sell-off of front-end yields in the three-month period ending in February.

At the end of February, the Fed funds futures market was pricing in greater than a 70% probability of three rate hikes in 2018; however, many analysts are predicting four hikes of 25 basis points. Three-month LIBOR moved higher by 53 basis points during the period largely due to Fed expectations, but also due to a pick-up in volatility as well as repatriation due to tax reform. The move in LIBOR has made commercial paper yields much more attractive. The next FOMC meeting is scheduled for March 21. The market is fully expecting a 25 basis point hike to move the target Fed funds range to 1.5% to 1.75%.




### Government Overnight Fund

Duration 0.08969

	Participant Assets	Market Value
Beginning-of-Quarter Balance	2,955,600,231.16	2,955,444,691.55
Deposits	7,385,387,592.94	
Withdrawals	(5,354,796,599.25)	
End-of-Quarter Balance	4,986,191,224.85	4,985,680,387.71

■ Cash/Repo  
■ US Treasuries  
■ Agencies  
■ Money Market Funds

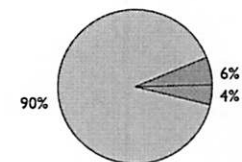


### Corporate Overnight Fund

Duration 0.11059

	Participant Assets	Market Value
Beginning-of-Quarter Balance	1,656,484,647.44	1,656,672,668.82
Deposits	2,338,871,319.12	
Withdrawals	(1,489,864,062.22)	
End-of-Quarter Balance	2,505,491,904.34	2,505,252,591.73

■ Cash/Repo  
■ Agencies  
■ Commercial Paper  
■ Money Market Funds

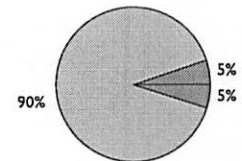


### Corporate Overnight Plus Fund

Duration 0.12765

	Participant Assets	Market Value
Beginning-of-Quarter Balance	3,598,054,514.47	3,598,404,831.55
Deposits	5,749,759,615.76	
Withdrawals	(3,780,612,797.13)	
End-of-Quarter Balance	5,567,201,333.10	5,566,712,969.42

■ Cash/Repo  
■ Agencies  
■ Commercial Paper  
■ Money Market Funds



### Returns

	December		January		February	
	Average Rate	7-day SEC Yield	Average Rate	7-day SEC Yield	Average Rate	7-day SEC Yield
Govt Overnight Fund	1.17%	1.25%	1.29%	1.30%	1.33%	1.38%
Corp Overnight Fund	1.38%	1.46%	1.52%	1.54%	1.57%	1.59%
Corp Overnight Plus Fund	1.39%	1.47%	1.53%	1.56%	1.59%	1.62%

*William Mastrodicasa*  
William Mastrodicasa

Lone Star Investment Pool Investment Officers

*Chris Szaraso*  
Chris Szaraso

Distributed by First Public. The Lone Star Information Statement should be read carefully before investing. Investors should consider the investment objectives, risks, charges, and expenses associated with this or any security prior to investing. Investment in Lone Star Investment Pool is not insured or guaranteed by the Federal Deposit Insurance Corporation (FDIC) or any other government agency, and although Lone Star seeks to preserve the value of the investment at a fixed share price, it is possible to lose money by investing in Lone Star. For further information or for an Information Statement, contact First Public at 800.558.8875.