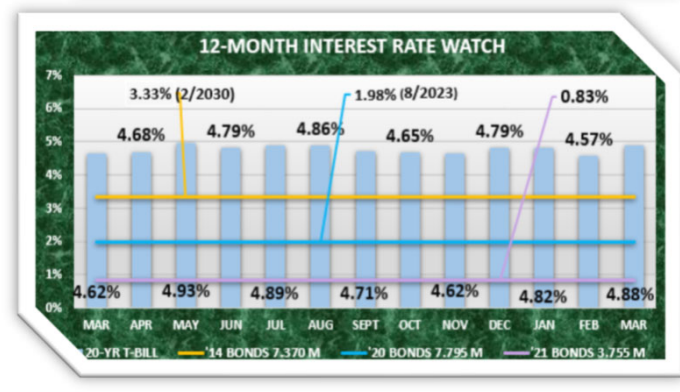
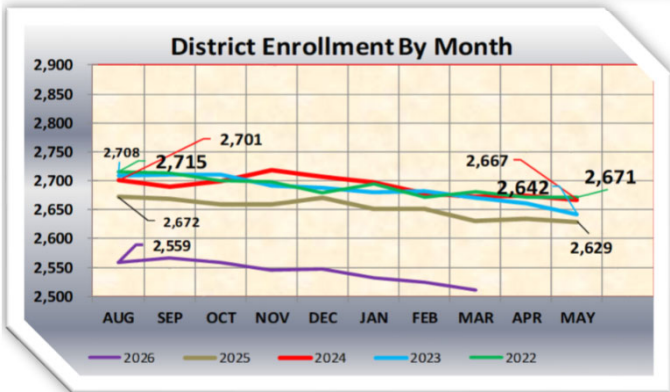
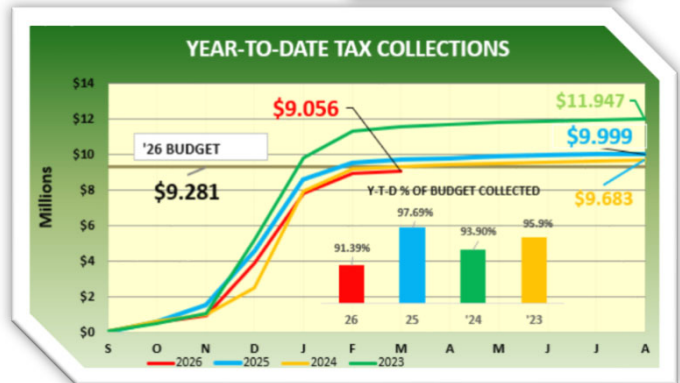
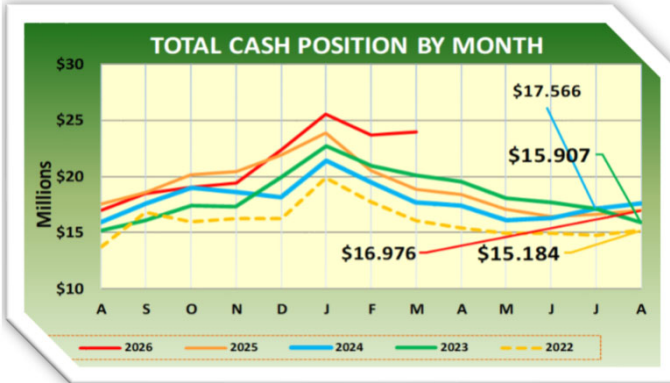
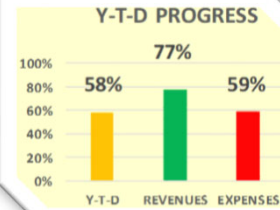


FY26 STATE PROJECTED
As of March 2026
projected state payment
\$21,342,976
COMPARED TO BUDGET
\$21,917,885

GATESVILLE ISD VITAL SIGNS

March 31, 2026



ENROLLMENT BY GRADE (March 31)

Grade	2020	2021	2022	2023	2024	2025	2026
EE	13	13	12	9	25	25	35
PK	45	66	70	87	78	78	82
KD	212	199	177	183	194	176	178
1	189	215	214	185	195	186	193
2	206	183	205	217	196	213	207
3	209	198	186	208	215	203	206
4	215	209	189	183	208	204	199
5	212	206	208	213	197	209	205
6	198	214	212	213	197	186	183
7	227	202	211	216	210	193	192
8	197	223	203	213	212	205	200
9	246	208	236	212	209	209	195
10	208	231	184	215	198	199	187
11	201	214	210	175	203	178	172
12	199	196	198	203	173	208	196

ENROLLMENT CHANGE FROM LAST MONTH: -14												ENROLLMENT CHANGE FROM LAST YEAR: -119																	
EE	PK	KD	1	2	3	4	5	6	7	8	9	10	11	12	EE	PK	KD	1	2	3	4	5	6	7	8	9	10	11	12
1	-3	-3	0	-1	0	0	-2	-1	0	-1	-3	1	-2	0	-16	4	-18	-14	-32	0	-6	-11	25	-5	-12	-1	-2	-5	-26
PRI: -5			ELE: -1			INT: -3			JH: -1			HS: -4			PRI: -30			ELE: -46			INT: 8			JH: -17			HS: -34		

2025-2026 ATTENDANCE BY GRADE LEVEL (AUG 13 - MAR 31)

GRADE:	EE	PK	K	1	2	3	4	5	6	7	8	9	10	11	12	GISD
JAN	85.87%	92.86%	94.31%	95.67%	95.08%	96.22%	95.17%	94.68%	95.31%	94.49%	93.05%	93.98%	92.77%	92.01%	90.49%	94.09%
+/- DEC	93.45% (-0.91%)			95.69% (+0.02%)			95.06% (+0.63%)			93.77% (-0.35%)			92.40% (+0.62%)			-0.20%
CAMPUS	PRIMARY			ELEMENTARY			INTERMEDIATE			JUNIOR HIGH			HIGH SCHOOL			GISD
Y-T-D	88.79%	93.00%	95.13%	95.59%	95.63%	96.14%	95.33%	94.84%	94.83%	95.35%	94.18%	93.44%	92.90%	92.42%	91.36%	94.38%
+/- '26	94.31% (-0.15%)			95.80% (-0.02%)			95.00% (+0.03%)			94.75% (-0.13%)			92.59% (-0.02%)			-0.03%
CAMPUS	PRIMARY			ELEMENTARY			INTERMEDIATE			JUNIOR HIGH			HIGH SCHOOL			GISD