

December 2015

Derby Public Schools

Performance Dashboard

Irving School

Jennifer Olson, Principal

“People without information cannot act. People with information cannot help but act.”

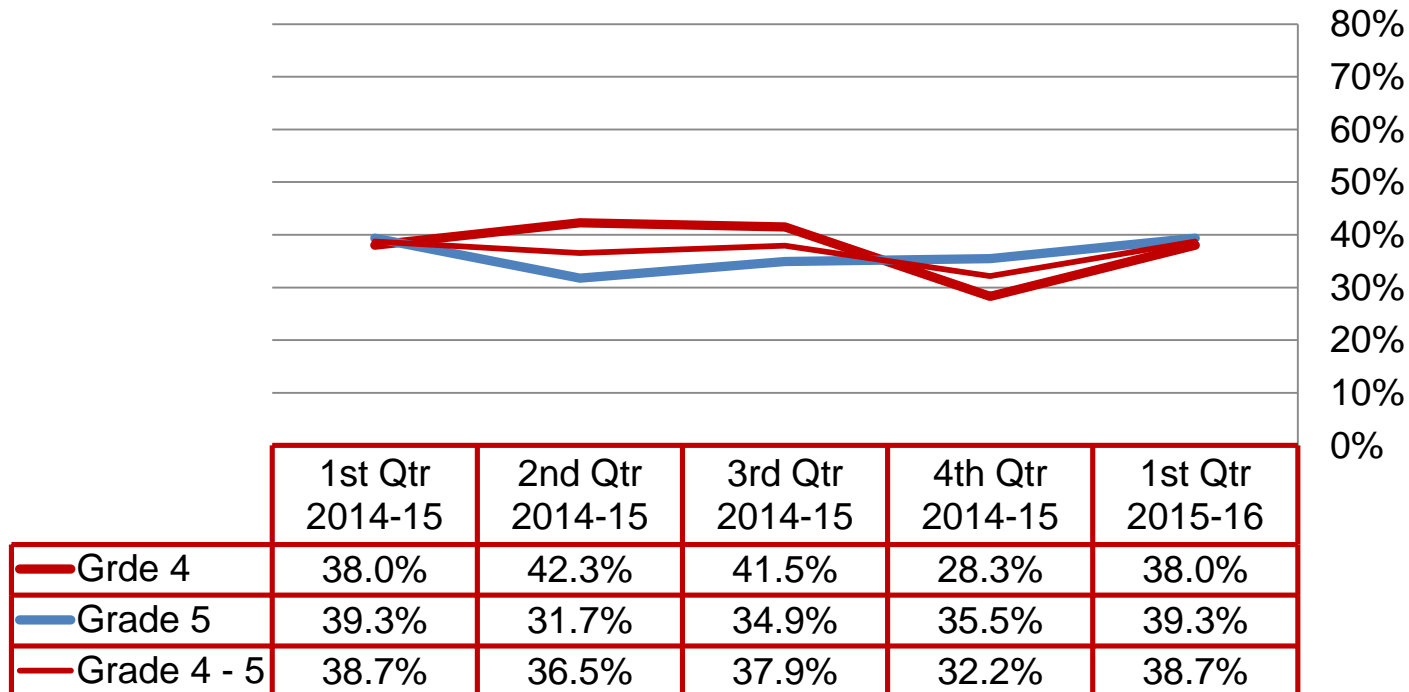
Ken Blanchard



Quarterly Data

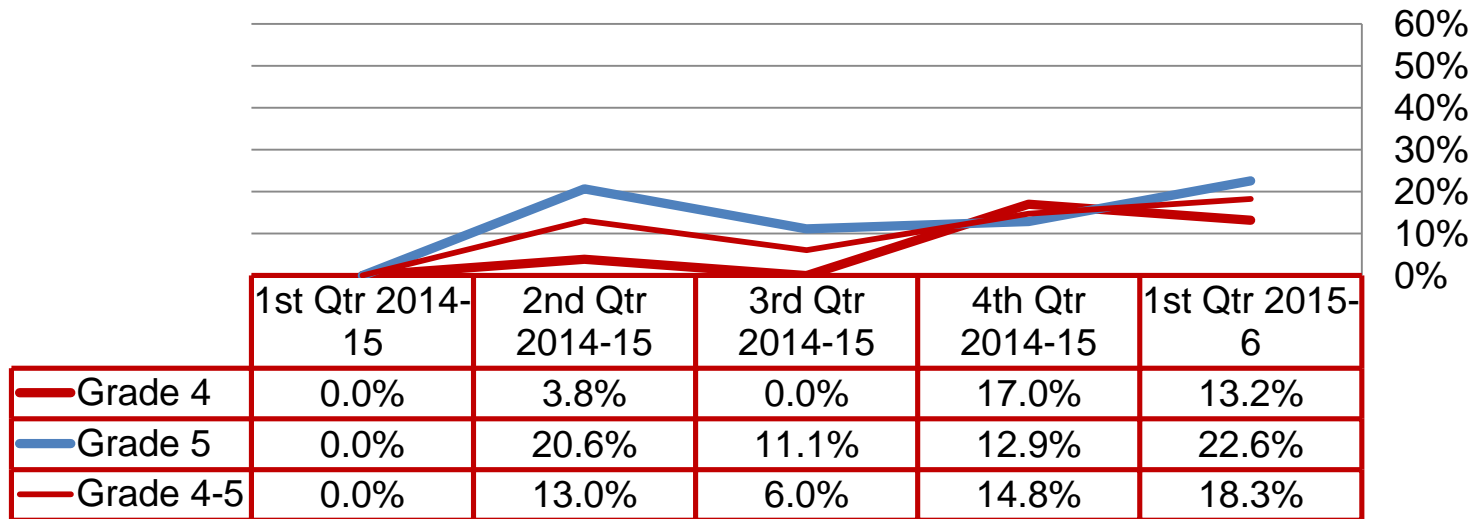
High Grades

Percent of students earning A+, A, A-, B+, B, B- in all subject areas:



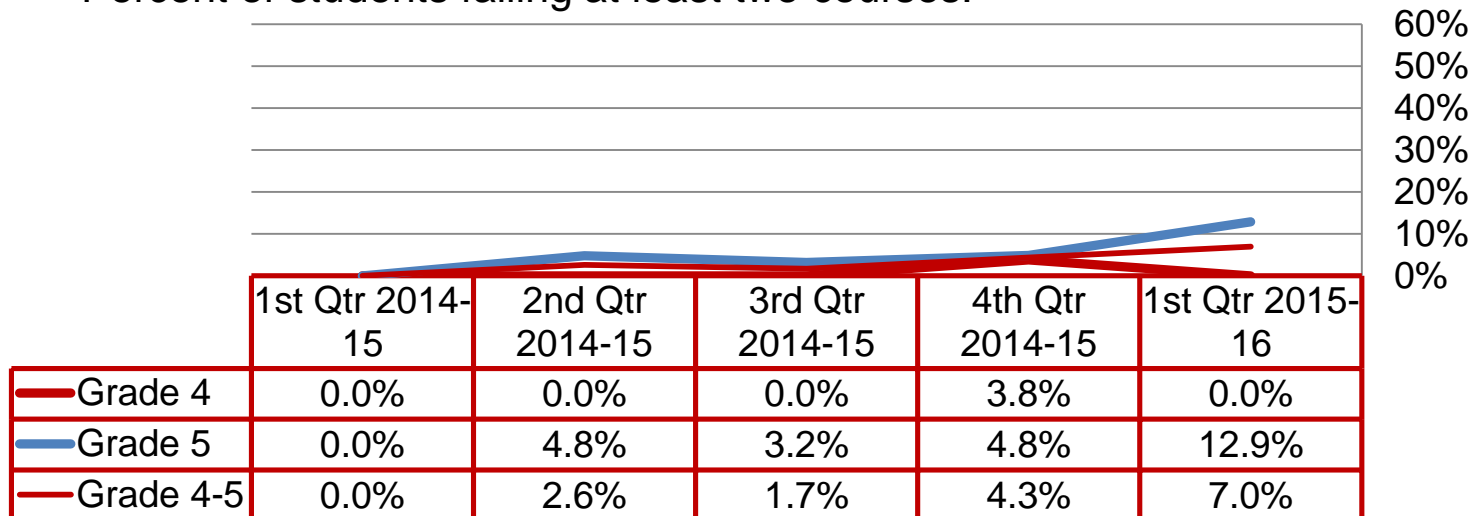
Failing Grades

Percent of students failing at least one course:



Failing Grades

Percent of students failing at least two courses:



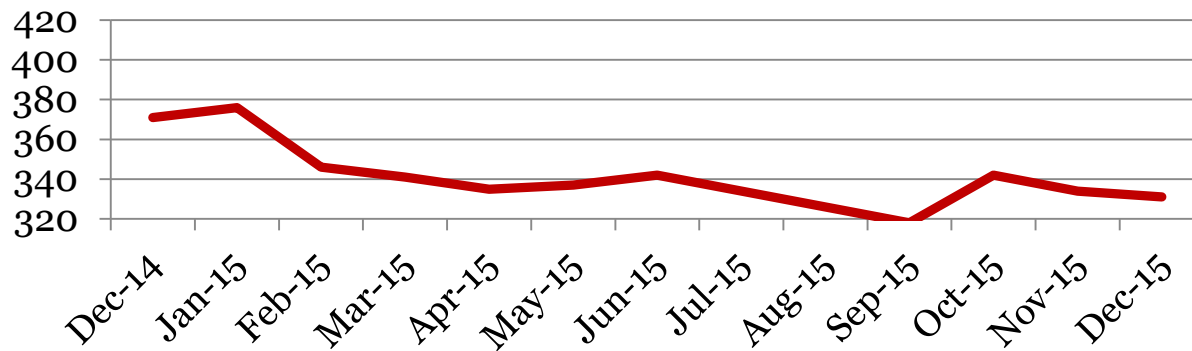
Monthly Data

Irving School

Enrollment – 1st of the month

	PK	K	1	2	3	4	5	Total
Dec-15	n/a	52	55	51	60	59	54	331
Nov-15	n/a	52	57	54	58	59	54	334
Oct-15	n/a	52	51	61	60	55	63	342
Sep-15	n/a	45	56	50	56	56	55	318
Jun-15	n/a	52	51	61	60	55	63	342
May-15	n/a	51	52	58	60	53	63	337
Apr-15	n/a	51	54	55	59	53	63	335
Mar-15	n/a	55	54	56	60	54	62	341
Dec-14	24	54	55	60	63	52	63	371

Total Student Enrollment

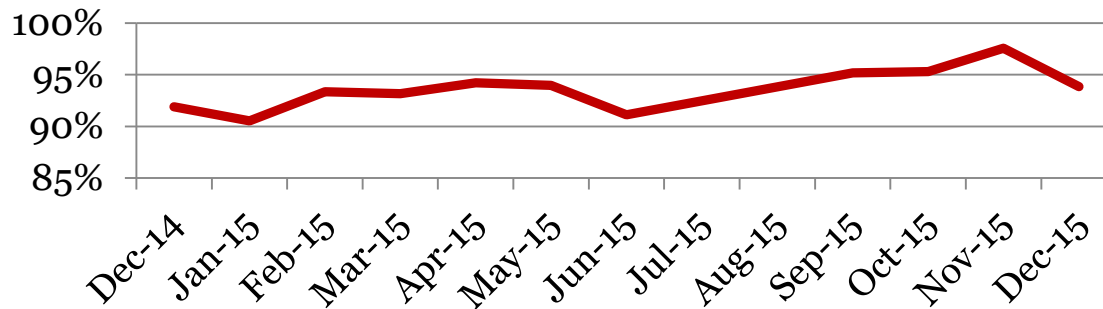


Attendance – Students

Average daily percent present:

	PK	K	1	2	3	4	5	Total
Dec-15	n/a	93	96	95	92	93	95	94
Nov-15	n/a	99	99	99	95	96	97	98
Oct-15	n/a	95	96	92	96	97	96	95
Sep-15	n/a	96	97	95	95	94	95	95
Jun-15	n/a	94	93	91	94	92	86	91
May-15	n/a	94	95	94	93	96	92	94
Apr-15	n/a	95	95	95	93	96	93	94
Mar-15	n/a	93	91	93	93	94	95	93
Dec-14	83	93	93	92	94	91	93	92

Total Student Attendance

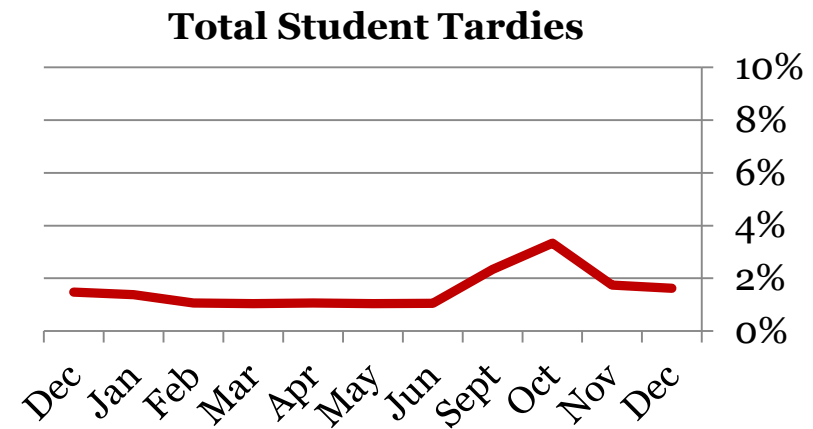


Tardies

Average daily percent tardy:

Irving School

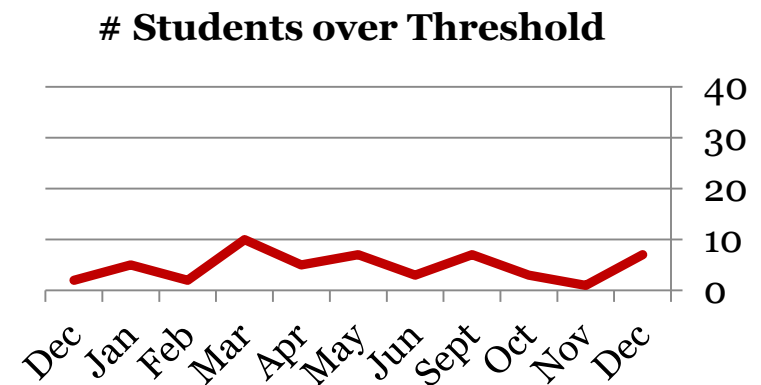
	PK	K	1	2	3	4	5	Total
Dec-15	n/a	1	1	2	2	2	1	2
Nov-15	n/a	1	2	2	1	2	1	2
Oct-15	n/a	2	3	4	3	5	2	3
Sept-15	n/a	2	2	5	3	4	1	2
Jun-15	n/a	1	1	1	1	1	1	1
May-15	n/a	1	1	1	1	1	1	1
Apr-15	n/a	1	2	1	1	1	1	1
Mar-15	n/a	1	1	1	1	1	1	1
Dec-14	2	1	2	1	1	1	1	1



Tardies

Number of students tardy 5 or more days:

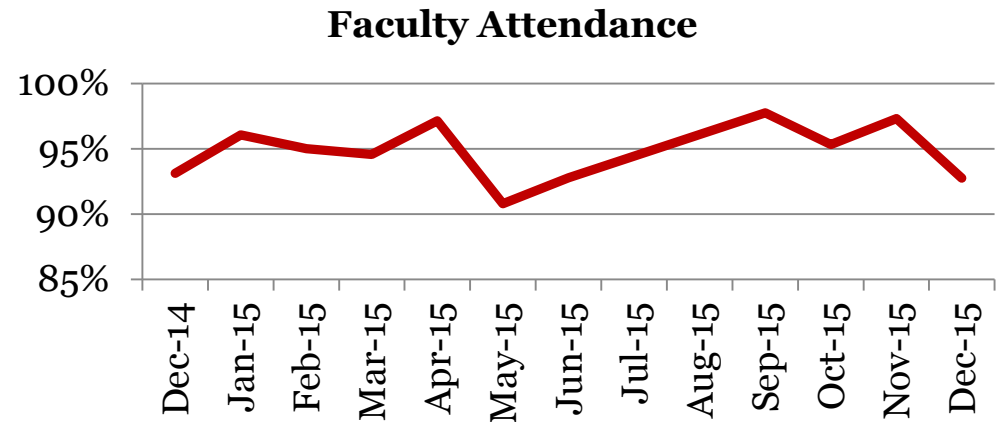
	PK	K	1	2	3	4	5	Total
Dec-15	n/a	1	1	0	1	4	0	7
Nov-15	n/a	0	0	0	0	1	0	1
Oct-15	n/a	0	0	0	1	2	0	3
Sept-15	n/a	0	1	2	0	3	1	7
Jun-15	n/a	0	1	0	1	1	0	3
May-15	n/a	1	3	1	1	1	0	7
Apr-15	n/a	1	0	2	0	2	0	5
Mar-15	n/a	1	3	3	1	2	0	10
Dec-14	1	0	0	0	1	0	0	2



Attendance – Faculty

Average daily percent present:

	Total
Dec-15	93
Nov-15	97
Oct-15	95
Sep-15	98
Jun-15	93
May-15	91
Apr-15	97
Mar-15	95
Feb-15	95
Jan-15	96
Dec-14	93



**This indicator reflects certified staff and does not include absences created by class trips, professional development, workman's comp and FMLA. However % may be reduced due to long term illness beyond FMLA.*

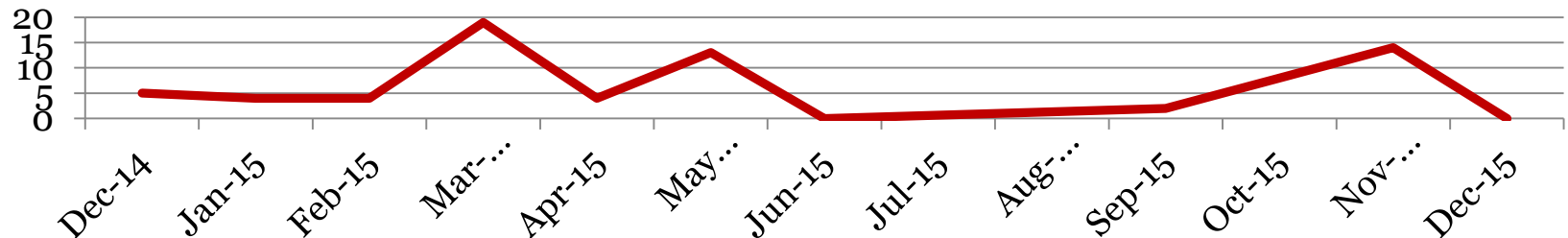
Suspensions – Out of School

Irving School

Number of student suspensions (total days of suspension):

	PK		K		1		2		3		4		5		Total	
Dec-15			0	(0)	0	(0)	0	(0)	0	(0)	0	(0)	0	(0)	0	(0)
Nov-15			0	(0)	0	(0)	0	(0)	2	(13)	0	(0)	1	(1)	3	(14)
Oct-15	0	(0)	0	(0)	0	(0)	0	(0)	1	(5)	0	(0)	1	(3)	2	(8)
Sep-15	0	(0)	0	(0)	1	(1)	0	(0)	1	(1)	0	(0)	0	(0)	2	(2)
Jun-15	0	(0)	0	(0)	0	(0)	0	(0)	0	(0)	0	(0)	0	(0)	0	(0)
May-15	0	(0)	0	(0)	8	(4)	10	(9)	0	(0)	0	(0)	0	(0)	18	(13)
Apr-15	0	(0)	3	(3)	0	(0)	0	(0)	0	(0)	0	(0)	1	(1)	4	(4)
Mar-15	0	(0)	0	(0)	2	(4)	9	(12)	2	(2)	1	(1)	0	(0)	14	(19)
Dec-14	0	(0)	0	(0)	1	(1)	2	(3)	0	(0)	1	(1)	0	(0)	4	(5)

Total Out of School Suspension




Suspensions – In School

Irving School

Number of student suspensions (total days of suspension):

	PK		K		1		2		3		4		5		Total	
Nov-15	0	(0)	0	(0)	0	(0)	0	(0)	0	(0)	0	(0)	0	(0)	0	(0)
Oct-15	0	(0)	0	(0)	0	(0)	0	(0)	0	(0)	0	(0)	0	(0)	0	(0)
Sep-15	0	(0)	0	(0)	0	(0)	0	(0)	0	(0)	0	(0)	0	(0)	0	(0)
Jun-15	0	(0)	0	(0)	0	(0)	0	(0)	0	(0)	0	(0)	0	(0)	0	(0)
May-15	0	(0)	0	(0)	0	(0)	0	(0)	0	(0)	0	(0)	0	(0)	0	(0)
Apr-15	0	(0)	0	(0)	0	(0)	0	(0)	0	(0)	0	(0)	0	(0)	0	(0)
Mar-15	0	(0)	0	(0)	0	(0)	0	(0)	0	(0)	0	(0)	0	(0)	0	(0)
Feb-15	0	(0)	0	(0)	0	(0)	0	(0)	0	(0)	0	(0)	0	(0)	0	(0)
Jan-15	0	(0)	0	(0)	0	(0)	0	(0)	0	(0)	0	(0)	0	(0)	0	(0)
Dec-14	0	(0)	0	(0)	0	(0)	1	(1)	0	(0)	0	(0)	0	(0)	1	(1)

Total In School Suspensions



Newly Enrolled Students

	PK	K	1	2	3	4	5	Total
Dec-15	n/a	1	0	0	2	0	0	3
Nov-15	n/a	1	2	0	0	1	2	6
Oct-15	n/a	0	1	0	0	0	2	3
Sep-15	n/a	1	2	1	3	1	1	9
Summer-15	n/a	34	1	0	0	0	1	36
Jun-15	n/a	1	0	1	0	0	0	2
May-15	n/a	0	0	3	0	2	0	5
Apr-15	n/a	0	0	3	1	1	1	6
Mar-15	n/a	0	1	0	0	0	1	2
Feb-15	n/a	0	0	0	1	1	0	2
Jan-15	1	0	0	1	0	1	0	3
Dec-14	0	2	1	1	1	1	0	6

Departing Students

Students who have left the school during the month for any reason:

	PK	K	1	2	3	4	5	Total
Dec-15	n/a	0	2	3	0	0	0	5
Nov-15	n/a	1	2	0	0	1	0	4
Oct-15	n/a	0	0	0	0	0	0	0
Sep-15	n/a	0	0	1	0	0	0	1
Summer-15	n/a	3	2	5	2	1	1	14
Jun-15	n/a	0	0	0	0	0	0	0
May-15	n/a	0	0	1	0	0	0	1
Apr-15	n/a	1	3	0	0	1	1	6
Mar-15	n/a	3	0	0	1	1	0	5
Feb-15	n/a	1	0	3	2	0	1	7
Jan-15	0	0	2	2	1	1	0	6
Dec-14	0	0	0	0	1	0	0	1