

Expenses for Period of May 2024  
Fiscal Year 2023 - 2024

### Head Start Expense by Function

	Function	Expense Amount	Percentage of Expense
Function 11	Instructional	\$ 119,084	80.7%
Function 12	Library	\$ -	0.0%
Function 13	Staff Development	\$ 7,487	5.1%
Function 21	Instructional Leadership	\$ 2,101	1.4%
Function 23	School Leadership	\$ 2,691	1.8%
Function 31	Counseling Services	\$ 2,778	1.9%
Function 32	Social Work Services	\$ 8,959	6.1%
Function 33	Health Services	\$ 1,586	1.1%
Function 51	Maintenance	\$ -	0.0%
Function 61	Community Services	\$ 2,873	1.9%
<b>Program Total:</b>		<b>\$ 147,560</b>	<b>100%</b>

### Head Start Expense by Category

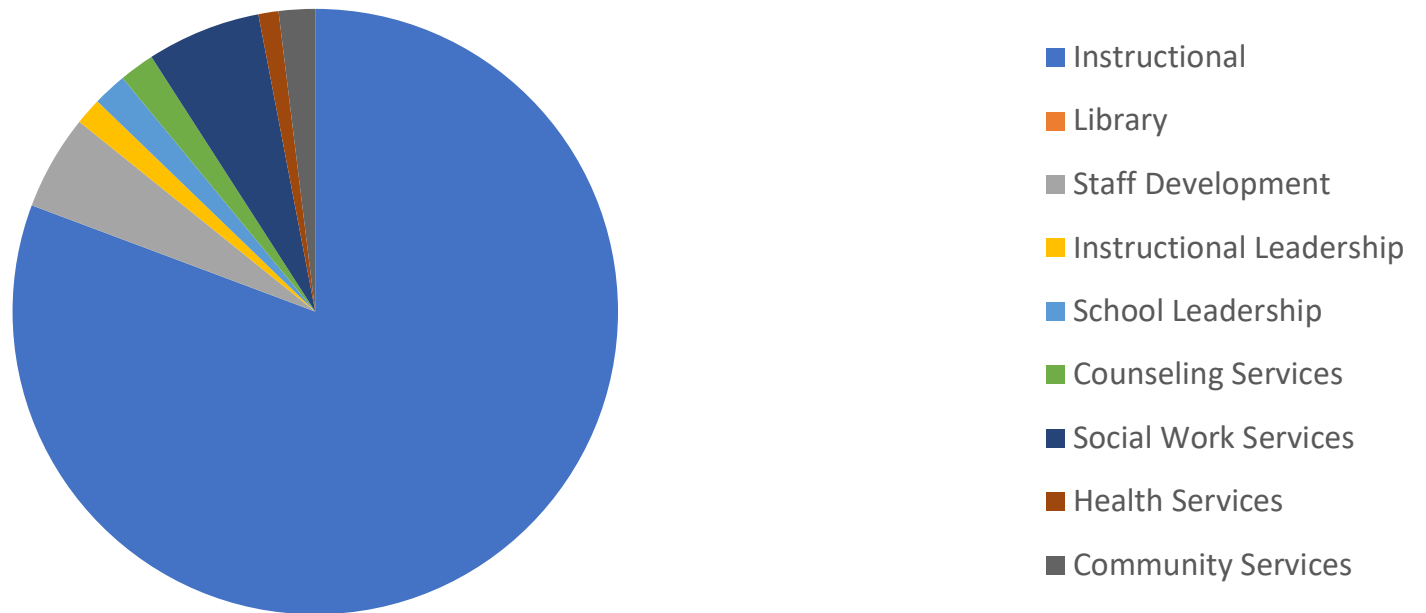
	Category	Expense Amount	Percentage of Expense
6100	Payroll	\$ 122,014	82.7%
6200	Registrations, Contracted Services	\$ -	0.0%
6298	Substitutes	\$ 21,099	14.3%
6300	Supplies	\$ 3,397	2.3%
	Staff Development, Classroom		
6400	Snacks	\$ 1,051	0.7%
6600	Capital Assets	\$ -	0.0%
<b>Program Total:</b>		<b>\$ 147,560</b>	<b>100%</b>

Year to Date Expenses Through May 2024  
Fiscal Year 2023 - 2024

### Head Start Expense by Category

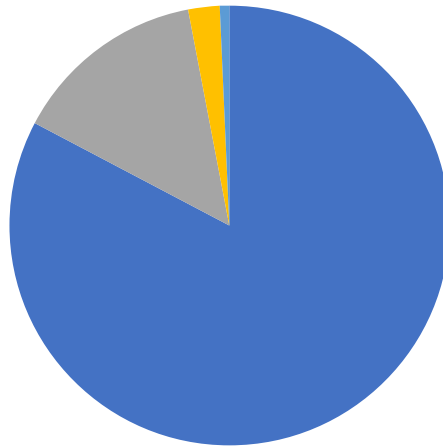
	Category	Expense Amount	Percentage of Expense
6100	Payroll	\$ 1,026,765	89.8%
6200	Registrations, Contracted Services	\$ 5,802	0.5%
6298	Substitutes	\$ 43,940	3.8%
6300	Supplies	\$ 58,284	5.1%
	Staff Development, Classroom		
6400	Snacks	\$ 8,210	0.7%
6600	Capital Assets	\$ -	0.0%
<b>Program Total:</b>		<b>\$ 1,143,001</b>	<b>100%</b>

## Period Expenses by Function

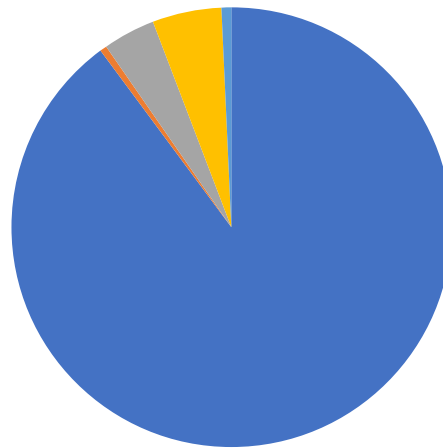


## Period Expenses by Object

- 6100 Payroll
- 6200 Registrations, Contracted Services
- 6298 Substitutes
- 6300 Supplies
- 6400 Staff Development, Classroom Snacks
- 6600 Capital Assets



## Year to Date Expenses Through May 2024



- 6100 Payroll
- 6200 Registrations, Contracted Services
- 6298 Substitutes
- 6300 Supplies
- 6400 Staff Development, Classroom Snacks
- 6600 Capital Assets