



2025 Preliminary Accountability Ratings
July 15, 2025

2025 Preliminary District Accountability Ratings

CAMPUS INFORMATION						DEMOGRAPHICS				STUDENT ACHIEVEMENT				SCHOOL PROGRESS				CLOSING THE GAPS				OVERALL							
FEEDER	CAMPUS NAME	CAMPUS NUMBER	2024 - 2025 FALL PEIMS ENROLLMENT	2024 - 2025 3 - 12 ENROLLMENT	District Rating Weight	MOBILITY	Emergent Bil.	ECD	SPED	2024		2025		2024		2025		2024		2025		2024		2025					
										RATINGS	SCORE	RATINGS	SCORE	St. Growth	Relative Perf.	RATINGS	SCORE	St. Growth	Relative Perf.	RATINGS	SCORE	RATINGS	SCORE	RATINGS	SCORE	RATINGS	SCORE		
	UNITED ISD-240903		40,455	30,853	100.0		41.0	75.1	17.4	B	85	B	85	78	90	A	90	77	90	A	90	B	89	B	89	A	90	A	90

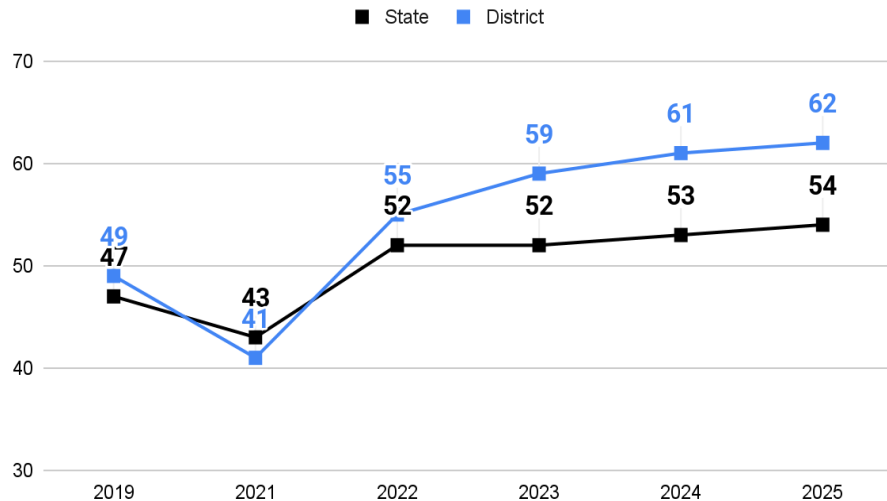


2025-2026

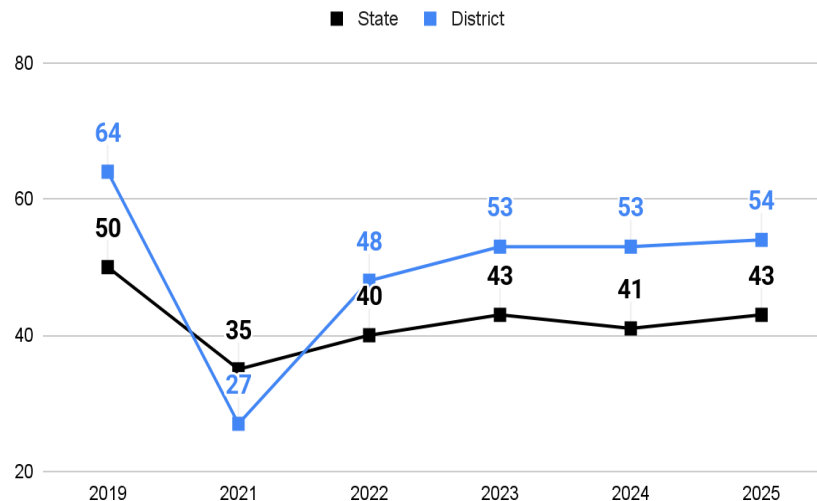


Accountability Results - State and District Comparison


Met Grade Level or Above in RLA



Met Grade Level or Above in Math

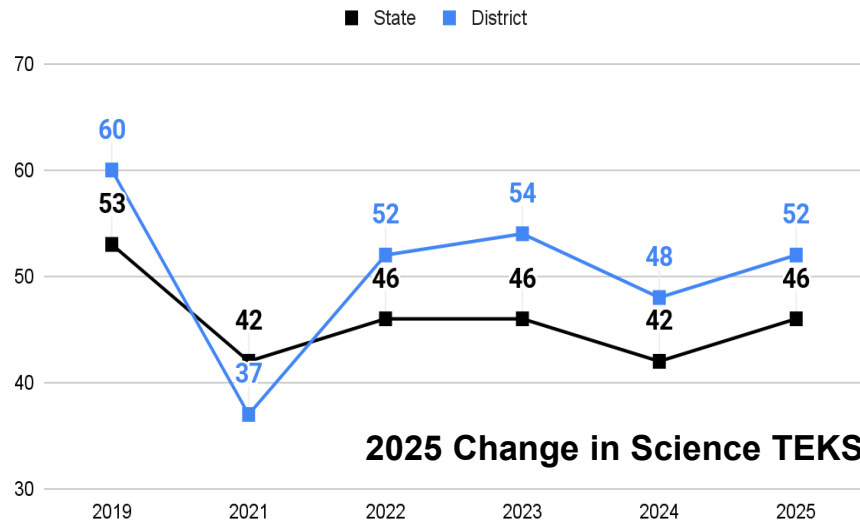


2025-2026

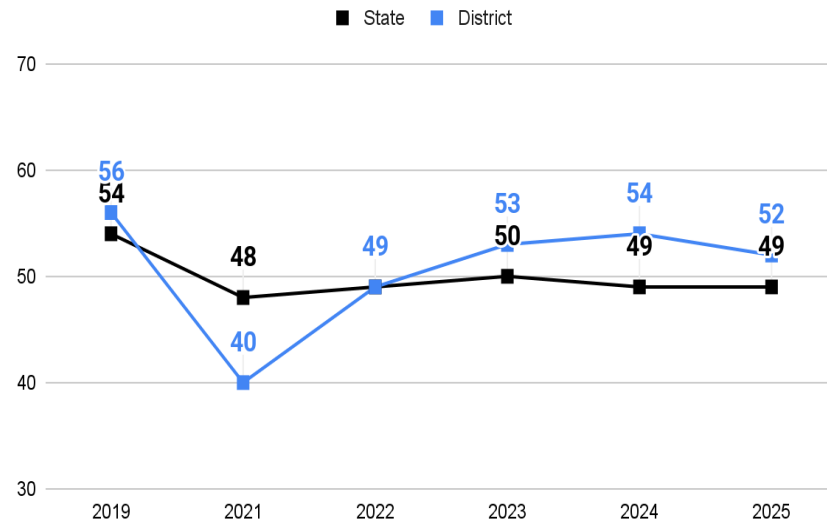


Accountability Results - State and District Comparison

Met Grade Level or Above in Science



Met Grade Level or Above in Social Studies



2025-2026

